

CITY OF GLENDALE, CA
2010 – 2011

Adopted
Budget



About the Cover

Brand Library and Art Center

The Brand Library and Art Center nestles against the Verdugo Mountains at the intersection of Mountain and Grandview Avenues. Originally named El Miradero, it was completed in 1904 by Leslie Brand, one of the “founding fathers” of the City. Termed “Brand’s Castle” by locals, it was designed by his brother in law, Nathaniel Dryden. The structure’s Moorish theme was suggested by Brand himself, after a visit to the East Indian Pavilion during the 1893 Chicago World’s Fair. During his lifetime, Brand hosted many celebrities and dignitaries at his home, culminating in a famous “fly in” luncheon during which guests arrived by plane on his private airstrip. At his death in 1925, the mansion was deeded to the City of Glendale. Today it houses a library, art gallery and performing arts studio.

Downtown Glendale

Drawing locals and visitors alike, Downtown Glendale is a popular Southern California destination. Anchored by the world famous Alex Theatre, Glendale Galleria and Americana at Brand, Downtown Glendale is known for its fabulous dining, terrific shopping and friendly atmosphere. Nestled between the 134 and 5 freeways at the east end of the San Fernando Valley, Glendale is the third largest City in Los Angeles County with a population of 207,000, but still maintains its small town charm and hospitality.

Glendale Transportation Center

The City dedicated its “new” Transportation Center in 1924 at the site of the former Tropic Southern Pacific Depot. Located at 400 Cerritos Avenue, this Spanish Mission style structure with its dramatic arched entrance was designed by noted architects MacDonald and Couchot. At the height of the rail transportation era, eight passenger trains stopped here daily and for many of those passengers, the building became their first glimpse of the City of Glendale. In 1997, the station was placed on the Registrar of Historic Places and underwent an extensive renovation shortly after. Today, the Glendale Transportation Center provides service to travelers from the Amtrak train and Greyhound bus lines, as well as hundreds of Metrolink passengers each week.

The Americana at Brand

One of the finest retail, restaurant and residential developments in Southern California, The Americana at Brand now offers upscale living in downtown Glendale. Working with the City’s Community Redevelopment and Housing Department, Caruso Affiliated Properties has produced a unique lifestyle environment. The property offers both condominium and apartment units whose residents have access to valet parking, a concierge, a theater, and a variety of exceptional eating establishments and shops, all on site.

City of Glendale, California



CITY COUNCIL

Ara Najarian, Mayor

Councilmembers:

Laura Friedman, Frank Quintero, Dave Weaver, John Drayman

BUDGET TEAM

Robert P. Elliot, Director of Administrative Services - Finance

Michele Flynn, City Auditor

Jason Bradford, Budget Administrator

Vanik Darabedian, Administrative Analyst

Adrine Isayan, Administrative Analyst

Michelle Nguyen, Administrative Analyst

Information Services, PeopleSoft Team

Graphics Section, Design and Printing

2010 – 2011

Adopted Budget

CITY OF GLENDALE

TABLE OF CONTENTS

	Page Number
Introductory Section	
Community Profile.....	INT-1
Organizational Chart.....	INT-3
GFOA Distinguished Budget Presentation Award.....	INT-5
 City Manager’s Budget Message.....	 BM-1
Budget Guide	
Budget Document Organization.....	BG-1
Budget Policies & Procedures.....	BG-2
The Accounting System, Financial Policies and Investment Portfolio.....	BG-5
Fund Structures & Descriptions.....	BG-7
GANN Appropriation Limit.....	BG-9
Resolution Adopting Appropriations Limit.....	BG-11
Resolution Adopting General, Enterprise, & Other Misc. Budgets.....	BG-12
Resolution Reducing Transfer from Water & Power to the General Fund....	BG-14
Resources.....	BG-16
Appropriations.....	BG-22
Budget Summaries	
Summary of Revenues & Expenditures Budget.....	SUM-1
Summary of Appropriation by Department.....	SUM-2
Summary of Appropriation by Department/Fund.....	SUM-3
Summary of Appropriation by Fund/Department.....	SUM-6
Summary of Budget by Fund	
General Fund.....	SUM-9
Special Revenue Funds.....	SUM-16
Debt Services Funds.....	SUM-37
Capital Improvement Funds.....	SUM-44
Enterprise Funds.....	SUM-73
Internal Service Funds.....	SUM-82
Summary of Revenues by Fund.....	SUM-94
Combined Fund Statement.....	SUM-124
Personnel Summary.....	SUM-132
Department Budgets	
Administrative Services – Finance.....	A-1
City Attorney.....	B-1
City Clerk.....	C-1
City Treasurer.....	D-1
Community Planning.....	E-1

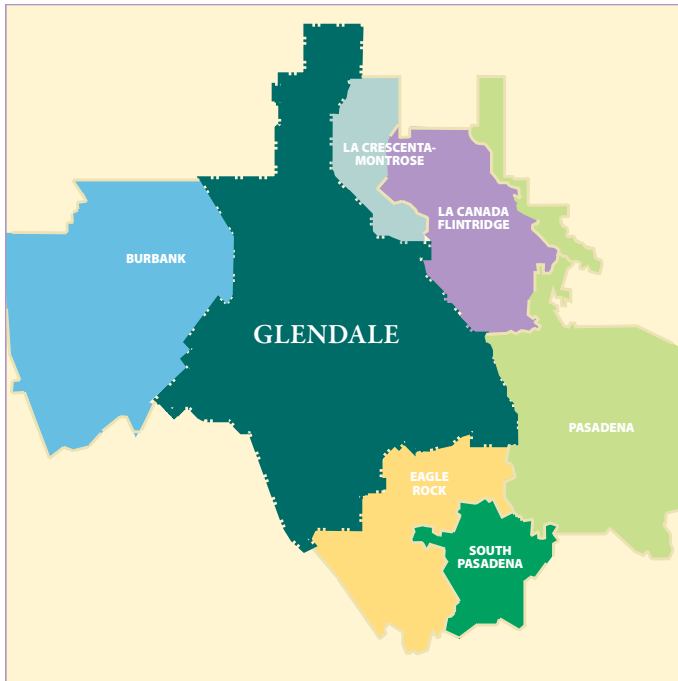
CITY OF GLENDALE

TABLE OF CONTENTS

Community Redevelopment & Housing.....	F-1
Community Services & Parks.....	G-1
Fire.....	H-1
Glendale Water & Power.....	I-1
Human Resources.....	J-1
Information Services.....	K-1
Library.....	L-1
Management Services.....	M-1
Police.....	N-1
Public Works.....	O-1
Performance Measures.....	PM-1
Appendices	
Glossary of Budget Terms.....	AP-1
Resolution Adopting the Glendale Redevelopment Agency Budget.....	AP-6
Resolution Adopting the Glendale Housing Authority Budget.....	AP-10

City of Glendale, CA

Community Profile



On February 16, 1906, the City of Glendale was incorporated and spans approximately 30.6 square miles. The City of Glendale is the third largest city in Los Angeles County and is home to more than 207,000 people. The City enjoys a mild climate with an average high temperature of 77 degrees. The average rainfall in the City is 17.82 inches per year.

The City is minutes away from downtown Los Angeles, Pasadena, Burbank, Hollywood, and Universal City. Glendale is surrounded by Southern California's leading commercial districts, providing many opportunities with the largest client and

vendor base in the world. With service from four major freeways, Glendale connects directly to the Southern California marketplace.

Businesses and residents alike have taken advantage of Glendale's central location, reputation for safety, excellent business environment, outstanding schools, healthcare facilities, and growing restaurant and entertainment options. Glendale is one of Southern California's leading office markets featuring a wide range of properties, floor plans, and amenities. The City has over six million square feet of office space and is home to such recognized firms like Walt Disney Imagineering, Nestle USA, IHOP/Applebees, Dream Works, and Public Storage.

Glendale provides well-maintained streets and a variety of transportation services. The City's historic success at attracting employers is partially attributed to the result of its location at the center of three major freeways. The Golden State Freeway (I-5), Glendale Freeway (SR-2), and Ventura Freeway (SR-134) as well as the 210 Foothill Freeway, all provide easy access for residents, workers, and customers from around the region.

Glendale offers its own bus services, the Beeline, with 13 routes connecting customers to Jet Propulsion Laboratory (JPL) and the City of Burbank. The Beeline has service routes connecting to the Metrolink Stations in Burbank and Glendale. The Bob Hope Airport in Burbank serves the Los Angeles area including Glendale, Pasadena, and the San Fernando Valley. It is the only airport in the greater Los Angeles area with a direct rail connection to downtown Los Angeles. The City of Glendale is located about 30 minutes from Los Angeles International Airport (LAX) which is a commerce leader and designated as a world-class airport for its convenient location, modern facilities, and superior sea/air/land connections.

Glendale prides itself on the quality of services it provides to the community. It is a full-service City, which includes a water and electrical department. The City operates its own power plant capable of serving the electrical needs of the entire City, although the majority of power is currently imported from other areas for cost savings. Water comes primarily from the Metropolitan Water District, along with a small portion from local wells.

City of Glendale, CA
Form of Government

Glendale is a full-service Charter City governed by a Council-Manager form of government. Five Councilmembers are elected at-large and serve 4-year staggered terms. Elections take place every other year during odd numbered years on the first Tuesday in April. The Mayor's position is filled by one of the Councilmembers, who vote each year to decide who will hold this honor. Other elected officials include the City Clerk and City Treasurer. The City Manager and City Attorney are appointed by the City Council.

A variety of Boards, Commissions, and Committees assist the City Council in serving the Glendale community. These bodies identify specific needs and problems within their purview. Each body meets on a regular basis and each meeting is open to the public. The length of member terms and the interval of appointments vary.

The City Manager, who is appointed by the City Council, acts as the chief executive officer responsible for the daily operations of the City. The City Manager appoints all non-elected department executives. Department executives are responsible for the daily operations within their individual departments and after appropriate recruitment processes selects various management and support staff members. The mission and description of each department and their sections are discussed within the Department Budget section of this document.

Executive Team

JAMES E. STARBIRD, City Manager
YASMIN BEERS, Assistant City Manager

RONALD T. BORUCKI
City Treasurer

ROBERT P. ELLIOT
Director of Administrative
Services - Finance

ARDASHES KASSAKHIAN
City Clerk

GEORGE CHAPJIAN
Director of Community
Services & Parks

MICHELE FLYNN
City Auditor

PHILIP LANZAFAME
Director of Community
Redevelopment & Housing

CINDY CLEARY
Director of Libraries

EDWARD FRAGA
Director of
Information Services

HAROLD SCOGGINS
Fire Chief

RONALD DE POMPA
Police Chief

HASSAN HAGHANI
Director of
Community Planning

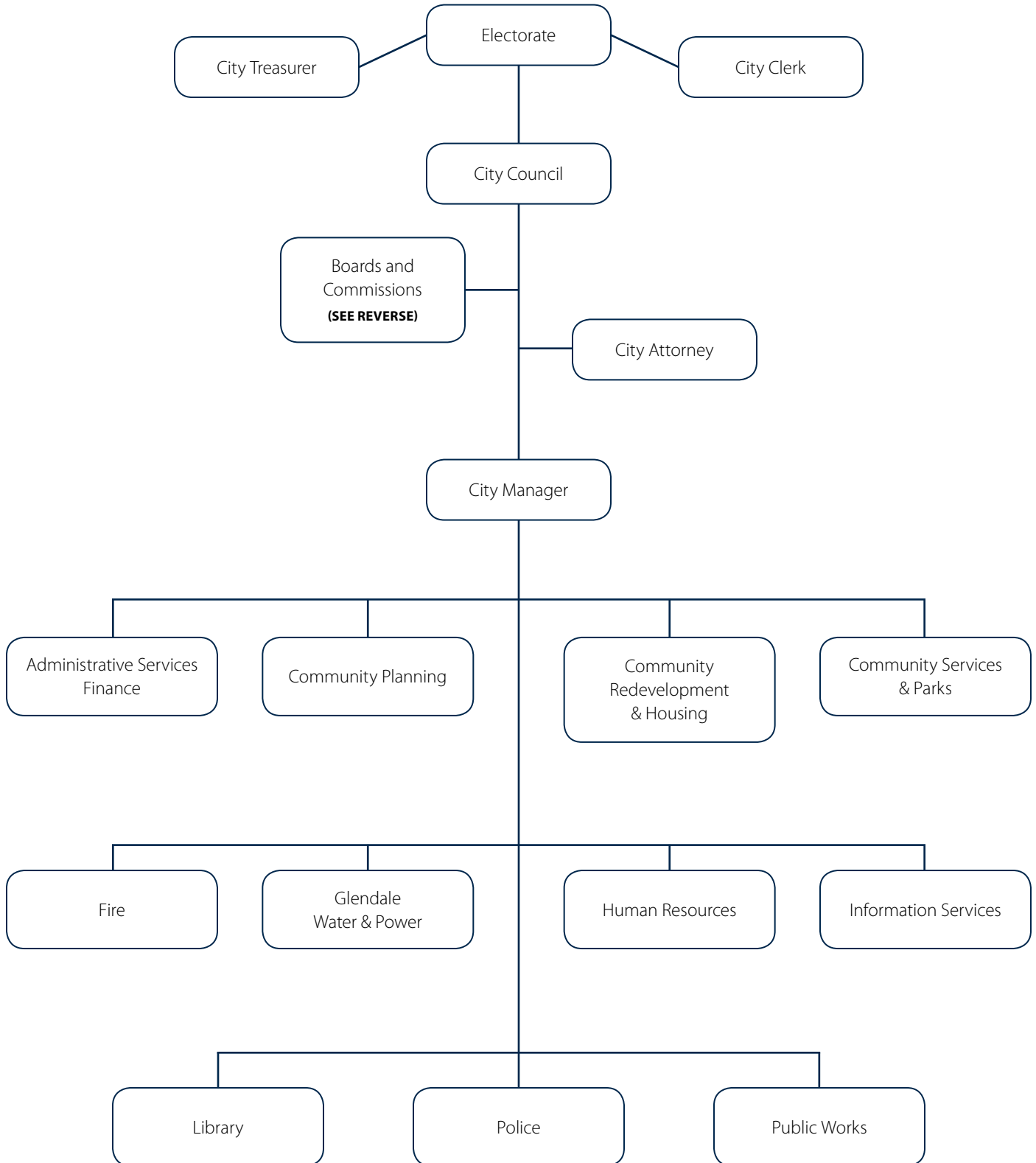
GLENN O. STEIGER
General Manager of
Glendale Water & Power

MATT DOYLE
Director of
Human Resources

SCOTT HOWARD
City Attorney

STEPHEN ZURN
Director of Public Works

City of Glendale, CA
Organization Chart



City of Glendale, CA
Boards and Commissions

Arts & Culture Commission

Community Services & Parks

Audit Committee

Finance

Building & Fire Board of Appeals

Community Planning

Bob Hope Airport Authority

Management Services

Civil Service Commission

Human Resources

CDBG Advisory Committee

Community Services & Parks

Design Review Boards 1 & 2

Community Planning

Glendale Housing Authority

Community Redevelopment & Housing

Glendale Water & Power Commission

Glendale Water & Power

Historic Preservation Commission

Community Planning

Parks, Recreation & Community Services Commission

Community Services & Parks

Planning Commission

Community Planning

Commission on the Status of Women

Management Services

Transportation & Parking Commission

Public Works

City of Glendale, CA
Distinguished Budget Presentation Award



The Government Finance Officers Association of the United States and Canada (GFOA) presented a Distinguished Budget Presentation Award to the City of Glendale for its annual budget for the fiscal year beginning July 1, 2009. In order to receive this award for effective budget presentation, a government entity must publish a budget document that meets program criteria as a policy document, a financial plan, an operations guide, and a communications device. This was the first time that the City of Glendale has received this prestigious award.

The Distinguished Budget Presentation Award is valid for a period of one year only. The City of Glendale continues to conform to the GFOA program requirements for the Fiscal Year 2010-11 annual budget. This document will be submitted to be considered for another award this year.

CITY OF GLENDALE, CA

2010 – 2011

Adopted Budget

CITY OF GLENDALE BUDGET MESSAGE

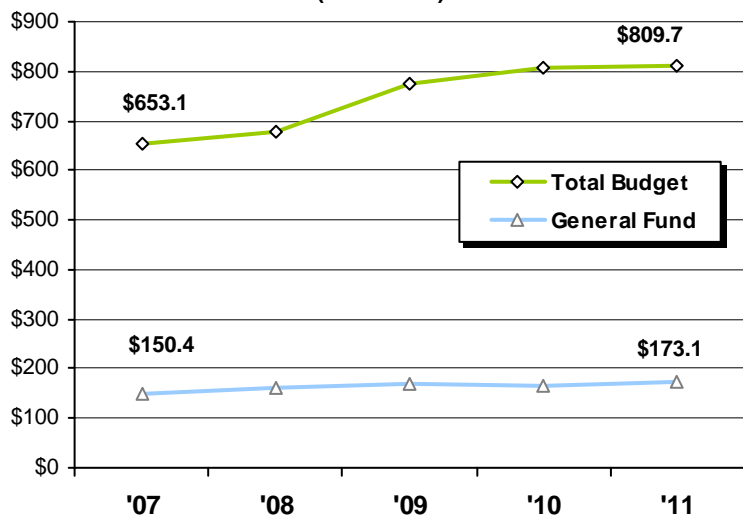
Honorable Mayor and Members of the City Council,

As your City Manager, it is my pleasure to present the adopted budget for all operations of the City for Fiscal Year (FY) 2010-11. The direct impact of the declining economy over the last several years on City resources, and the State's efforts to address its fiscal/budget crisis by taking resources from cities, counties and special districts, have combined to make these past few years some of the most difficult budget years in recent history. The State was successful in its attempt to take away redevelopment funds from agencies across California, which for Glendale, amounted to a total of \$11 million in FY 2009-10 with another \$2.3 million targeted for FY 2010-11. However, in spite of the difficulty involved in preparing this budget, the managers, the staff of the operating departments, and the City Council, have approached the challenge in a professional and constructive manner, always focused on how to best serve our diverse community - carefully balancing the myriad of needs with limited resources.

SUMMARY

The total adopted budget for FY 2010-11 is \$809.7 million and includes all city funds, departments and programs. The budget represents a total of 1,889 full-time salaried positions. The total budget for the General Fund is \$173.1 million. This budget incorporates the policy direction of the City Council for services and programs to address the needs of the community as identified during the Budget Study Sessions held between March and May of this year. A public hearing on the budget was held on June 15, 2010 and the budget was adopted on June 22, 2010. As noted earlier, this budget balances services and programs to address the many of needs of our dynamic community within the context of diminished resources. To say that the programs and service levels proposed in this budget, particularly the General Fund, are only those that the City Council and staff would like to be able to provide, is not accurate. Over the past several years, during these difficult times, we have had to make difficult decisions to reduce service and program levels in order to maintain a balanced budget. However, this budget does give high priority to an array of services and programs across all of the City's operations with a focus on cost reduction without reducing service levels.

City Budget History
(in millions)



CITY OF GLENDALE

BUDGET MESSAGE

The table below provides a comparison of the budget for the General Fund and all other City Funds. The information provided here and throughout the budget document includes the actual expenditures for FY 2008-09, the original budget for FY 2009-10, the revised budget (includes all budget amendments approved by City Council) for FY 2009-10, and the adopted budget for FY 2010-11.

Total Appropriations Summary	Actual 2008-09	Adopted 2009-10	Revised 2009-10	Adopted 2010-11
General Fund Base Budget	\$ 157,386,970	\$ 164,828,471	\$ 168,634,154	\$ 164,365,471
Structural Fund Changes:				
Restructure of ISD				1,573,733
Collapse Police Augmentation Fund				3,945,000
Cost Allocation Changes				3,219,688
Subtotal of Structural Changes				<u>\$ 8,738,421</u>
Total General Fund Budget				<u>\$ 173,103,892</u>
Special Revenue	101,243,293	91,776,607	132,976,134	111,334,117
Debt Service	12,692,141	16,525,176	21,525,176	17,106,645
CIP	37,775,514	31,338,952	26,658,082	10,805,175
Enterprise	292,489,446	446,951,677	451,556,017	419,024,145
Internal Service	44,858,539	56,703,879	66,622,209	78,295,507
	<u>\$ 646,445,903</u>	<u>\$ 808,124,762</u>	<u>\$ 867,971,772</u>	<u>\$ 809,669,481</u>
All Funds	<u>\$ 646,445,903</u>	<u>\$ 808,124,762</u>	<u>\$ 867,971,772</u>	<u>\$ 809,669,481</u>

EFFECTS OF ECONOMY

Like every city across the state, Glendale has been tremendously impacted by the economic recession. The impacts include the decrease in resources such as sales taxes, and by the State's efforts to address its loss of resources by taking or borrowing local resources. Although the City's economic base is diversified with strong retail and financial services, the City has nonetheless seen across the board declines in revenue. The variety of issues in the economy involving the housing market, financial institutions, the credit markets, as well as overall consumer confidence, has impacted discretionary spending nationwide. Retail sales of autos, construction materials, as well as several other sales tax categories are much lower than originally anticipated.

Unemployment reached 12% in Glendale during FY 2009-10. The impacts to the City have primarily been in the areas of reduced sales tax revenues for the General Fund, along with other revenue decreases primarily related to the slowdown in the construction activity and reduced investment returns. A recent comparison of retail sales of neighboring communities, Los Angeles County and Los Angeles City, reflects that Glendale's retail diversity and the addition of the Americana to the downtown have put us in a relatively strong position. However, concerns remain that the national economic recovery, the sluggish housing market, rising commodity costs, and the State of California budget challenges, will continue to have negative trickle down effects to the local economy and the City of Glendale.

CITY OF GLENDALE

BUDGET MESSAGE

California's FY 2009-10 budget seized \$1.7 billion in Redevelopment revenue and an additional \$350 million in FY 2010-11, which totals \$2.05 billion statewide. For Glendale, this equates to approximately an \$11 million take away in FY 2009-10 and another \$2.3 million in FY 2010-11 for a total of \$13.3 million.

In addition to the significant take-away from redevelopment agencies, the State's budget bills included a borrowing of up to 8% of the local property tax under Proposition 1A (2004). This borrowing must be repaid by June 30, 2013, according to the State constitution. This loan to the State of California would have impacted Glendale by approximately \$3.8 million for FY 2009-10. However, Glendale, along with many other cities and counties, securitized the loan with California Communities, a Joint Powers Authority. This means the City sold its loan receivable from the State to California Communities. The JPA sold bonds in order to pay all of the participants and it will then collect from the State of California. The City of Glendale received its entire payment of \$3.8 million in FY 2009-10. Additionally, the adopted State budget deferred payments of gas tax revenues for a six month window from July through December 2009.

FY 2010-11 BUDGET OVERVIEW

At the onset of the FY 2010-11 budget preparation, a shortfall of approximately \$8.6 million was anticipated in the City's General Fund. This was largely due to the continued decline in sales tax revenues and permit fees because of the economic slowdown. In addition, expenditures for the General Fund were seeing an increase as a result of cost of living adjustments and other costs related to medical benefits. A variety of strategies were deployed in an effort to maintain a balanced General Fund budget. Included in the balancing efforts was a combination of restructuring of other funds/departments, cost recovery through Citywide Cost Allocation, and interfund transfers. Further, discussions with all employee associations focusing on new and creative methods to reduce City benefit costs took place. Lastly, General Fund departments implemented \$1 million of operational cost reductions. These reductions represented the third consecutive year departments enacted reductions in an effort to continue reducing operating costs, all the while, maintaining the City's high level of service to our community.

In addition to the \$1 million of departmental reductions, other budget balancing strategies discussed and implemented are as follows:

- Increase to the Glendale Redevelopment Agency loan payment of \$1 million
- Remaining 4% of Sales Tax to be deposited to the General Fund rather than the Capital Improvement Project Fund, totaling \$1.1 million

CITY OF GLENDALE

BUDGET MESSAGE

- Commercial Refuse Fee transfer of \$1 million and Fleet/Equipment Management Fund transfer of \$500,000
- Adjustment to Building Permit Revenues for several large projects totaling \$1 million
- Potential salary and benefit concessions from employee associations estimated at \$3 million

On March 30, 2010, City Council held its first budget study session to discuss an overview of the General Fund FY 2010-11 budget. During April and May 2010, six additional study sessions were held where discussions focused primarily on the Capital Improvement Program, all Enterprise Fund operations, and non-General Fund operations for each Department. The proposed budget for FY 2010-11, along with the future outlook and challenges faced with the various operations, were presented and discussed. The study sessions gave the City Council an opportunity to review each department's budget, ask questions and make modifications as they deemed necessary.

Despite the fiscal challenges present, the City continues to have an on-time, balanced budget for all its funds and operates with fiscally prudent policies.

GENERAL FUND RESERVES

In addition to the potential threats from the State and the general economy, the City continues to face the challenge of maintaining service levels while controlling operating costs. The City's General Fund has a strong fund balance. As of the date of the last audited financial statements (fiscal year ended June 30, 2009), the General Fund unrestricted reserve was \$55.1 million, which represents 34.1% of General Fund expenditures. General Fund reserve levels have historically been maintained above 30% in keeping with the current reserve policy adopted by City Council. With the adoption of the FY 2010-11 budget, the anticipated General Fund reserve will be approximately 33.4%.

FUTURE OUTLOOK

The adopted budget for FY 2010-11 continues to fund programs and initiatives that promote the 16 strategic goals adopted by City Council. These strategic goals are as follows:

- Arts & Culture
- Community Planning & Character
- Community Services & Facilities
- Diversity

CITY OF GLENDALE

BUDGET MESSAGE

- Economic Vitality
- Education
- Environment & Conservation
- Health & Wellness
- Housing
- Parks & Open Space
- Safe Community
- Sense of Community
- Technology
- Transportation & Mobility
- Trust in Government
- Utilities

The City's strategic goals have helped guide the development of the budget and set City and department priorities. In addition, departments have prepared Performance Measures which continue to support the City's goals and act as a tool by which to measure the programs and services provided. The Performance Measures are located at the back of this budget document while a description of the strategic goals can be found as Attachment A of this message.

CAPITAL IMPROVEMENT PROGRAM

The downturn in the economy and the State's efforts to take local resources have also had a significant impact on the City's capital improvement program. The State's take of redevelopment funds, as noted earlier, caused the City to freeze the use of almost \$11 million in redevelopment resources that would have gone for economic development projects and public improvement projects in the downtown area.

CONCLUSION

The FY 2010-11 budget for the City of Glendale is balanced with projected revenues and resources to support all projected expenditures. As in the past, this budget serves as the City Council's policy for providing the Glendale community with City services. At the same time, it serves as the City's financial plan for the year. This budget is reflective of the City Council and staff's desire to continue to improve upon existing programs and services – even in these most difficult of economic times. The goals of the City Council, along with the dedicated City staff who provide high levels of service to the community, continue to make Glendale a premier city and a most desirable place to live, work and play.

My appreciation to all the Department Managers and staff who worked on this year's budget, and especially to Assistant City Manager, Yasmin Beers, Director of Administrative Services-Finance, Bob Elliot, and City Auditor (formerly the Budget Administrator), Michele Flynn; and again tremendous thanks to the Mayor and City

CITY OF GLENDALE BUDGET MESSAGE

Council Members for your continued leadership throughout this year's budget process.

The FY 2010-11 poses many challenges and I look forward to working with you on implementing the goals set forth in this budget.

Respectfully submitted,

A handwritten signature in black ink, reading "James E. Starbird". The signature is written in a cursive style with a large initial "J" and "S".

JAMES E. STARBIRD
CITY MANAGER

CITY OF GLENDALE

BUDGET MESSAGE - ATTACHMENT A

CITYWIDE STRATEGIC GOALS AND CHARACTERISTICS

Arts & Culture

The City strives to establish a rich variety of arts and cultural experiences throughout the community. This includes the creation and support of diverse art and entertainment venues including theatres, galleries, museums, literary events, community festivals, and public art. The City attempts to support and promote local artists and arts organizations through the initiation of local arts and cultural events aimed at promoting the diverse cultures present within the community. As a long term goal, the City aims to promote education and participation in the arts by providing access to quality art experiences for the entire community. As a result of strong leadership and support, the City strives to implement ongoing programs to recognize the City's cultural heritage while planning for its future.

Community Planning & Character

As one of its ongoing efforts, the City continually focuses on maintaining and developing a community that is well-planned and a public environment that is attractive and properly maintained, thereby creating a highly aesthetic appearance within the City. To achieve this goal, City staff ensures the development and maintenance of a contemporary and comprehensive General Plan. Strategically, the City is focused on undertaking a coordinated approach to properly maintaining its infrastructure, and responsibly enhancing landscapes and streetscapes consistent with environmentally friendly practices. Finally, the City is focused on recognizing its historic and cultural resources so that residents can continue to take pride in their neighborhoods and community. To ensure success, emphasis is placed upon a planning process that is transparent, dynamic, fair, predictable, and understandable.

Community Services & Facilities

Another of the City's primary strategic goals is a focus on community services and facilities that are accessible and tailored to address the diverse needs of the community. This includes the delivery of quality services and the preservation, development, or expansion of community centers (i.e. parks, libraries, senior centers, etc.) that are geographically located in places of greatest need and equally accessible by all citizens. In addition, emphasis is placed upon providing excellent customer service and the ability to be adaptable and responsive to the changing needs throughout the community. Finally, in areas where an opportunity for improvement may exist, the City's administration actively builds networks or establishes partnerships with strong community-based service providers who can add to, expand upon, or compliment those services currently provided by the City.

CITY OF GLENDALE

BUDGET MESSAGE - ATTACHMENT A

Diversity

The City is proud to be a community that values, celebrates, and engages the City's rich diversity. Much of our success is attributable to the following:

- Diverse and representative workforce within the City
- Businesses and services that serve the needs of our diverse community
- Diverse representation on City Boards, Commissions and Committees
- Special events that recognize and celebrate the City's diversity
- Availability of multi-lingual City materials for public use
- Compliance with ADA and related accessibility requirements

Economic Vitality

One of the City's major goals is fostering an environment that supports a diversity of vibrant businesses and job opportunities that are supported by a skilled labor force and a fiscally prudent and financially healthy government. In order to achieve this goal, the City strives to attract an appropriate mix of business and residential land use and maintains a balance between the City's workforce and housing. This is primarily achieved through a healthy collaboration between businesses and the City. The City also seeks opportunities for the creation and attraction of high wage/high growth employers and works towards the retention and expansion of local businesses. Finally, in an effort to maintain Glendale's financial viability, the City prudently maintains adequate resources and reserves for City provided services.

Education

While the area of education is primarily within the jurisdiction of the Glendale Unified School District, the City is actively involved in the creation of comprehensive, quality educational opportunities for all segments of the community. This is achieved by providing high quality, engaging libraries that are actively used by the public along with collaboration with outstanding educational institutions that have high student achievement rates. Finally, the City is focused on providing enriched life-long learning opportunities through programs offered by the Community Services & Parks Department.

Environment & Conservation

One of Glendale's primary goals is the development of sustainable City principles either as a separate document or integrated into various elements within the City's General Plan in an effort to protect the quality of air, water, land and other natural resources located within the City's boundaries. Emphasis is placed upon conserving native vegetation, wildlife habitats, and preserving other ecosystems by minimizing human impacts. Additionally, the City continually complies with

CITY OF GLENDALE

BUDGET MESSAGE - ATTACHMENT A

environmental laws and regulations and actively monitors its waste management, water, and electrical operations on an ongoing basis.

Health & Wellness

As one of its goals, the City of Glendale takes pride in offering a physically and mentally healthy community where residents have access to quality health care services through the support of our local hospital infrastructure and fire paramedic services. The City also promotes health and well-being by offering educational and therapeutic services through the Community Services and Parks Department as well as the administration of Community Development Block Grants that are provided to local service providers.

Housing

As one of the fundamental elements of a healthy and stable community, the City is committed to providing a balanced mix of housing opportunities for current and future residents in the form of various housing types that are affordable to all segments of the population including growing families, the elderly, single individuals, the disabled, and homeless. While part of the City's strategy includes the development of new housing, the City remains committed to the preservation of existing housing as well. Much of the City's success in achieving this goal is attributable to effective land use and zoning regulations that promote housing development, as well as the development and maintenance of adequate infrastructure to support the current and future housing needs.

Parks & Open Space

The City of Glendale is committed to providing parks, community centers, open space and a well-maintained trail system that enhances the character of the community and offers personal enrichment and recreational opportunities for members of the public. As part of our ongoing efforts, the City is focused on providing sufficient parkland, playing fields, recreation facilities, and open space which is equitably distributed throughout the City. Other areas of regular attention include ensuring that parks, parkways, and community centers are well-maintained, visually appealing, and safe for public use. The City of Glendale consistently strives to maximize services and programs available to residents by ensuring that all community facilities and parks are accessible to all. Finally, the City is committed to the preservation and enhancement of our "urban forest" which has earned Glendale the title of "Tree City USA" by the Arbor Day Foundation.

CITY OF GLENDALE

BUDGET MESSAGE - ATTACHMENT A

Safe Community

As one of the top ten safest cities in Los Angeles County, the City is proud to offer a community that is physically safe, free of blight, and well prepared for emergencies. The City's departments and public safety agencies are dedicated and committed to a shared public safety mission, ensuring that community members and visitors are safe and secure. As a top priority, many of the City's departments are actively involved in the community by helping to educate, prepare, and build the required capacity within the community for responding to local and statewide disasters. Finally, City staff is committed to ensure that houses, buildings, and other infrastructure, such as sidewalks and roadways, are safe and free of blight.

Sense of Community

The City of Glendale actively strives to encourage a sense of belonging for the entire community where residents take pride and responsibility for their City and neighborhoods. It is vitally important that residents feel a part of the community & participate in the governmental processes that affect their lives. As a result, City policies are designed to encourage neighbor interaction and community building through the creation and maintenance of common community spaces. To further achieve this goal, community events and activities that serve to build a "sense of community" and common bond among residents are routinely held throughout the City.

Technology

The City of Glendale is focused on developing and maintaining the required technology to support local businesses, enhance governmental service delivery to the public, and foster better community access to technology, information, and general government resources. As part of these efforts, City staff has developed electronic applications by utilizing proven and reliable mainstream technology such as the Internet, in order to more effectively communicate with residents and businesses within the community. Through these implementations, many of the City's processes have been streamlined, which not only provide for more effective interaction with the public but have also helped reduce operational expenses citywide.

Transportation & Mobility

A significant goal for the City is the existence of a well-planned and comprehensive transportation system that enhances mobility through the development of infrastructure, technology, and public transit. This includes a safe, efficient and well coordinated multi-modal circulation system within the City

CITY OF GLENDALE

BUDGET MESSAGE - ATTACHMENT A

that is appealing, affordable, accessible, and provides effective regional connectivity.

Through the implementation of effective land use strategies, the City is focused on the reduction of congestion, air pollution, and noise resulting from its public transportation system. Finally, City officials are consistently focused on enhancing roadway safety through effective engineering, enforcement, and education to the public.

Trust in Government

Earning and maintaining the public's trust is by far one of the greatest priorities for the City. As such, City officials consistently strive to conduct the business of government in the best interests of the public with integrity, openness, and full inclusion of the community. This includes ensuring that the City's decision-making process includes and is respectful of public engagement, offering multiple opportunities to create an informed community, and delivering excellent customer service within each and every City operation so that residents and visitors maintain a positive perception of city government.

Utilities

The City is committed to maintaining a fiscally strong portfolio while providing local residents and businesses with excellent customer service, competitive prices, high quality, and reliable service that is environmentally sensitive. In order to continue its success, the City is committed to objectively evaluating its level of reliability and self sufficiency which has helped establish the high quality of service the community has come to expect. The City continually plans and maintains its infrastructure in a responsible and cost effective manner.

CITY OF GLENDALE, CA

Budget Guide

2010 – 2011

Adopted Budget

CITY OF GLENDALE

BUDGET GUIDE

BUDGET DOCUMENT ORGANIZATION

The Budget Document provides comprehensive budgetary information on the City of Glendale. Hard copies of the Budget Document may be purchased from the Finance Department and are also available on the City's website at www.ci.glendale.ca.us. As noted in the Table of Contents, the Budget Document consists of the following sections:

- *Introductory Section* - This section includes the Community Profile which provides some facts and figures about the City of Glendale. Additionally, this section provides the overall Form of Government and Organizational Chart for the City.
- *Budget Message* - This section includes the City Manager's Budget Message which formally presents the budget to the City Council. It also outlines the total budgeted appropriations. The Budget Message provides the principles that were used to determine the budget priorities and outlines the City's strategic goals. Also considered are the challenges facing the City as well as the general economic outlook. Significant changes are highlighted.
- *Budget Guide* - The organization of the budget document is explained in this section along with the budget and financial policies for the City. There is a brief discussion of the fund structures and their descriptions, the GANN Appropriations Limit, copies of the adopted budget resolutions, and a section on resources and appropriations.
- *Budget Summaries* - The Budget Summaries section includes various schedules and reports which provide the financial plan adopted by City Council.
- *Department Budgets* - The Department Budgets section provides the mission and description of each department within the City's organizational chart. This section also highlights how each department's programs and services relate and promote the City's strategic goals. The operating budget and staffing information are also included in this section for each division within that department. In addition, each department has the discretion to include a discussion of budgetary and staffing changes from the previous year along with a future outlook for the department.
- *Performance Measures* - The Performance Measures are provided in this section and are used as a tool by management to measure effectiveness and efficiencies of the City's operations, programs, and services in relation to the strategic goals.

CITY OF GLENDALE

BUDGET GUIDE

- [Appendices](#) - The Appendices section includes the *Glossary of Budget Terms* which provides the reader with the meaning of various budgetary and financial vocabulary, including acronyms, found throughout the Budget Document. The Glossary also contains a description of all fund types. The Resolutions adopting the Glendale Redevelopment Agency Budget and the Housing Authority Budget are also included in this section.

BUDGET POLICIES & PROCEDURES

As the financial plan of action for the City government, the annual budget is an important document, and the process of preparing the plan of action is one of the most significant jobs performed by City personnel during the year. The budget is more than just the financial plan for raising and spending money to operate the city government. It determines the quality and quantity of governmental services, and the method of distributing costs to the various segments of the community through collection of taxes and fees. It defines the services to be rendered by the departments, the level of these services, proposed programs, and capital outlays for the upcoming fiscal year.

The City Charter, as adopted by the voters in 1921, requires that the City Manager submit to the Council a proposed budget for the coming year on or before the first of June. The budget is compiled from detailed information furnished by the various departments and includes estimates of revenues and expenditures for the ensuing year. These estimates are required to be as nearly uniform as possible and shall include the following:

- A detailed estimate of the expenses of each department.
- Expenditures for corresponding items for the last and for the current fiscal years, including adjustments due to transfers between appropriations plus an estimate of expenditures to complete the current fiscal year.
- Such information as may be required by the City Council, or as the City Manager may deem advisable to submit.
- The recommendations of the City Manager as to the amounts to be appropriated, with reasons therefore, in such detail as the Council may direct. The council shall have power to revise, correct or modify said proposed budgets.

The Charter also provides that the City Council hold a public hearing to solicit public input and adopt the budget on or before June 30. Once adopted, the budget may only be amended or supplemented by 3/5 vote of the Council.

CITY OF GLENDALE

BUDGET GUIDE

The budget is not a static guideline for city spending but rather a dynamic document subject to constant scrutiny, revision, and adjustment. The budgetary process is a year long continuing process, which consists of three distinct phases: *Budget Preparation*, *Budget Authorization*, and *Budget Execution*.

Budget Preparation

Budget Preparation includes determining the objectives and needs of the organization, evaluating courses of action, and determining the means of attaining these objectives. It identifies the key work activities and projects to be done in the ensuing year and the funds to be made available for said year. It includes determining goals, major projects, services provided, and proposed program changes. It then requires estimating the resources required to achieve the various activities identified for the upcoming year.

The following calendar highlights the timeline for preparing the FY 2010-11 budget:

February 4	Budget Kick-off Meeting
February	1 st Budget Document Deadline
March	2 nd Budget Document Deadline
March	Discussion of CIP Projects
April 1	3 rd Budget Document Deadline
March-May	Budget Study Sessions
May	Final Budget Document Deadline
May 27	Preliminary Budget Issued
June 15	Public Hearing
June 22	Budget Adoption

The process of developing the budget furnishes Department Heads and the City Manager with an opportunity to review departmental work programs, to propose changes in services, to recommend revisions in organization structure, to hear and discuss budget requests, and provide feedback regarding City operations.

CITY OF GLENDALE

BUDGET GUIDE

Budget Authorization

Budget authorization is concerned with legislative hearings, public hearings, and final enactment of the budget, which includes the authorization of funds, possible establishment of tax rates, and the adoption of necessary resolutions to effectuate the budget's plan.

Presentation of the budget to the City Council provides the City Manager an opportunity to explain proposed municipal programs to the Council and to focus attention on problems, services and programs that require legislative action or support for implementation.

In reviewing the budget, the City Council has an opportunity to evaluate the adequacy of proposed operating programs, to establish the level of municipal services to be rendered, to determine basic organization and personnel staffing patterns, and to review the efficiency of work methods. The needs of one service can be compared with needs of others, and the desirability of proposed services and programs can be weighed against the taxes or charges required to finance them.

Budget Execution

Budget execution includes more than the traditional concept of assuring that the goals, service levels, and program changes are accomplished. It also ensures that plans and programs are accomplished within budgetary limits and are carried out in an effective, efficient, and timely manner. It also includes:

- *Cost Control* - The reduction of costs, and increase in efficiency and economy through placing the responsibility for cost containment on the individual manager.
- *Cost Accounting* - The maintaining of records of labor distribution and expenditures to provide full costs in connection with services and programs. These costs are a continuing recurring factor for decision-making.
- *Post Audit* - The performance of a verification of the propriety of the manner in which funds are expended.
- *Management Review* - Management Review entails a comparison of actual performance to projected goals, service levels, and program changes.

CITY OF GLENDALE

BUDGET GUIDE

THE ACCOUNTING SYSTEM, FINANCIAL POLICIES, INVESTMENT PORTFOLIO

Accounting System

The City of Glendale's accounting records are maintained in full accordance with all the requirements of Generally Accepted Accounting Principles (GAAP) as established by the Government Accounting Standards Board (GASB). The governmental fund financial statements and the budget are reported using the *current financial resources measurement focus* and the *modified accrual basis of accounting*. However, the proprietary fund financial statements and the budget are reported using the *economic resources measurement focus* and the *accrual basis of accounting*.

Financial Policies

The City Council has adopted the following financial policies as a primary guide for the preparation of the City's annual budget:

- I. The City will maintain a balanced operating budget for all governmental funds with ongoing revenues equal to or greater than ongoing expenditures.
- II. Resources for the Capital Improvement Program shall be:
 - A. All of the Scholl Canyon Royalty Fees. For FY 2009-10, City Council adopted through the budget process, approximately 4% of sales tax revenues to be allocated to the CIP. However, for FY 2010-11, the City has suspended the allocation to the Capital Improvement Fund, shifting the sales tax revenue to the General Fund.
 - B. The Gas Tax Fund whose resources shall consist of all Gas Tax revenues.
 - C. Any transfers from the Capital Improvement Fund to the General Fund will be determined each year during the Budget process, but the goal will be to eliminate the transfers.
- III. The City will continue to fund all City governmental capital improvements on a "pay-as-you-go" or cash basis, but recognize that there may be times when an alternate financing strategy may be appropriate. Each strategy (General Obligation Bonds, Certificates of Participation, and Lease-back arrangements, etc.) needs to be considered in light of the specific project and the consequences of each financing strategy.
- IV. The City will continue to fund post-employment liabilities like vacation, sick leave value, etc. on a "pay-as-you-go" or cash basis as the expense is paid out.

CITY OF GLENDALE

BUDGET GUIDE

- V. The City will maintain a General Fund Reserve (including the Charter required reserve), equal to not less than 30% of the operating budget, with a goal of returning to 35%.
- VI. The City will maintain cash not less than the claims payable in each self-insurance internal service fund.
- VII. The City will not leverage borrowed money for purposes of increased investment return nor to increase its borrowing capacity.
- VIII. The City will continue to pay competitive market level compensation to its employees.
- IX. The City will continue to comply with all the requirements of Generally Accepted Accounting Principles (GAAP).
- X. The City will continue to recognize equipment replacement needs and will set aside money into Internal Service Funds for all General Fund equipment on an annual basis. The Fleet/Equipment Management Fund will continue to fund for the replacement of governmental mobile equipment. In addition, effective July 1, 2010, the City restructured the Information Services Department and established the ISD Infrastructure Fund to fund and facilitate the replacement of all technology equipment supported by the ISD Department.
- XI. The City will pursue cost recovery for services funded by governmental funds incorporating defined budgets, specific goals, and measurable milestones.
- XII. The City will pursue collection activities that will yield the highest amount of revenue that is due to the City while minimizing the costs incurred to do so. Sales Tax and Transient Occupancy Tax are examples of revenues that the City will pursue.
- XIII. The City will continue to maintain an Investment Committee with the primary purpose of serving in an advisory role. The Investment Committee will function under their own prescribed procedures as defined by their adopted charter.
- XIV. The City will continue to maintain an Audit Committee whose primary purpose is to serve in an advisory role. The Audit Committee will function under its own prescribed procedures as defined by its adopted charter.

CITY OF GLENDALE

BUDGET GUIDE

Investment Portfolio

The City follows the “Prudent-Man Rule” of investing. This rule provides that the Treasurer, who is responsible for investing the City’s money, must act as a prudent man or woman would be expected to act, with discretion and intelligence, to seek reasonable income, preserve capital, and in general, avoid speculative investments. Specifically the City’s portfolio is invested with the following objectives: (1) Safety; protect, preserve, and maintain cash and investments; (2) Liquidity; maintain short-term securities which can be converted to cash if necessary and invest all securities with active secondary or resale markets; (3) Yield; yield should become a consideration only after the basic requirements of safety and liquidity have been met.

FUND STRUCTURE AND DESCRIPTIONS

The City of Glendale’s budget consists of the following Fund types:

General Fund

The General Fund is the primary fund of the City. The General Fund provides City services that the general public typically associates with local government, such as parks, libraries, public safety, and general administrative support. The General Fund collects all general revenues not specifically levied or collected for other City funds or expenditures.

Special Revenue Funds

The Special Revenue Funds consist of those "restricted receipts" which may not be used for general municipal purposes. They are restricted by Local Ordinance, State or Federal Statute, to be used for specific purposes. These groups of funds represent services funded primarily by other levels of government and not "traditionally" provided by local government. Should the funding for most of these programs be eliminated, it is likely that the services would also be eliminated.

Debt Service Funds

These funds are intended to account for the resources allocated toward debt service. The City of Glendale has no general obligation debt. Its long-term debt in the Debt Service Funds is comprised of governmental activities such as the Glendale Redevelopment Agency’s tax allocation bonds, the Police Facility Certificates of Participation (COPs), the capital lease for the Municipal Services Building construction and a loan payable for a low-to-moderate income housing project.

CITY OF GLENDALE

BUDGET GUIDE

Capital Improvement Program (CIP)

The Capital Improvement Program (CIP) consists of several funds including the General Fund CIP (Fund 401) and the Gas Tax CIP (Fund 402). These two funds provide the resources for the governmental Capital Improvement Projects. Capital Improvement is generally defined as a major project whose duration does not necessarily correlate to a fiscal year and that provides major new public facilities or improvements to existing public facilities and services.

Due to the size of the Capital Improvement Projects, they are presented on a ten year plan basis, with the "Future Years" column representing a cumulative of five years projections. When the FY 2010-11 City of Glendale budget was adopted by the City Council, only the FY 2010-11 CIP budget was approved and authorized. The outlying years past FY 2010-11 are included for informational and planning purposes so that Council may also take into consideration the needs in future years.

This Capital Improvement Program in the General Fund includes funding for a variety of city projects from parks development to library renovation, facility modification, and other various street and infrastructure improvement projects.

Enterprise Funds

Enterprise funds' primary source of revenues is charges for services, and reflects characteristics that are more commonly associated with businesses. Enterprise Funds are considered self-supporting and rely on their income sources to fund their operation. The City's largest Enterprise Funds are the Electric and Water Funds; others include the Recreation, Hazardous Disposal, Parking, Sewer, Refuse Disposal, and Fire Communication. The Fire Communication Fund was previously reported as a Special Revenue Fund, but effective June 30, 2009, it is now reported as an Enterprise Fund.

Internal Service Funds

The Internal Service Funds are proprietary funds, serving only the City of Glendale. These funds consist of the Fleet / Equipment Management Fund (formerly Equipment Replacement Fund), Joint Helicopter Operation Fund (formerly Helicopter Depreciation Fund), ISD Infrastructure Fund, ISD Applications Fund, ISD Wireless Communication Fund and all of the City's self-insurance funds. All of these funds derive their resources from expensing the Governmental and Enterprise budgets and are already included within the City budget. They are presented for informational and memorandum control purposes.

CITY OF GLENDALE

BUDGET GUIDE

GANN APPROPRIATION LIMIT

On November 6, 1979, California voters passed Proposition 4. Statutes clarifying certain provisions of the Proposition are now codified in Article XIII-B of the California Constitution. This Article is commonly known as the “GANN Initiative”. The Initiative established constitutional spending limits for California governmental agencies based on the Consumer Price Index and population growth. Concurrent with Proposition 4, the Revenue and Taxation Code, Section 7910, requires each local governmental unit to establish its appropriations limit by the beginning of each fiscal year.

Due to the GANN’s constraint on State and local governments to respond effectively to the demands of rapid growth around California, a legislative-business-labor coalition drafted and supported Proposition 111, which was adopted June 5, 1990. The updated provision provides an agency to select the California Per Capita Personal Income or non-residential property assessed valuation growth, whichever is higher. Cities may also choose to use the percentage rate of change in population within the City or county they are located in, whichever is higher. For FY 2010-11 the percentage of change in population for Los Angeles County was used.

The Appropriation Limit for FY 2010-11 is based on the prior year Appropriation. First, the percent change in population for Los Angeles County (0.83%) and the percent change in per capita cost of living (-2.54%), are converted to a ratio. Then, the ratio for the change in per capita cost of living (0.9746) is multiplied by the ratio for the change in population (1.0083), in order to obtain a calculation of factor for FY 2010-11 (0.9827). Finally, the prior year Appropriation Limit is multiplied by the calculation of factor for FY 2010-11 in order to obtain the Appropriation Limit for the FY 2010-11. Based on this calculation, the FY 2010-11 Appropriation Limit is \$198.6 million. The City’s total appropriation subject to the GANN Initiative spending limits is \$140.9 million. The calculation on the following page reflects the gap of \$57.7 million. The City remains well below its Appropriation Limit for FY 2010-11.

**CITY OF GLENDALE
BUDGET GUIDE**

**GANN APPROPRIATION LIMIT
FY 2010-11 FINAL BUDGET**

	FY 2009-10 Limit	\$ 202,087,684
1-1-2009 Population (Revised)	206,540	
1-1-2010 Population (Estimate)	207,902	
	<hr/>	
City Population Growth	0.66 %	
County Population Growth	0.83 %	
Per Capita Growth (Per California Department of Finance)	(2.54 %)	
Calculation:		
County Population Converted to a Ratio (a)	1.0083	
Per Capita Growth Converted to a Ratio (b)	0.9746	
Calculation of Factor for FY 2010-11 (a)*(b)	0.9827	
	<hr/>	
	FY 2010- 11 Limit	\$ 198,589,380
FY 2010-11 Appropriations Subject to Limitation		\$ 140,929,898
	Total Under/(Over)	\$ 57,659,482

Adopted
6-22-10
Weaver/Quintero
All Ayes

RESOLUTION NO. 10-101

A RESOLUTION OF THE COUNCIL OF THE CITY OF GLENDALE
ADOPTING APPROPRIATIONS LIMIT FOR THE CITY OF GLENDALE


WHEREAS, California State law requires the adopting of an annual appropriations limit for the City of Glendale, and

WHEREAS, the Finance Section has calculated the appropriations limit for fiscal year 2010-11 and in doing so has elected to use the change in Per Capita income and change in the County's Population and

WHEREAS, the Finance Section will retain these working papers on file for a period of fifteen (15) days as required under the law,


NOW THEREFORE, BE IT RESOLVED BY THE COUNCIL OF THE CITY OF GLENDALE THAT THE COUNCIL does hereby adopt the appropriations limit for the fiscal year 2010-11 of \$198,589,380.

Adopted this 22nd day of June, 2010.



Mayor

ATTEST:



City Clerk


STATE OF CALIFORNIA)
COUNTY OF LOS ANGELES) SS
CITY OF GLENDALE)

I, Ardashes Kassakhian, City Clerk of the City of Glendale, certify that the foregoing Resolution No. 10-101 was adopted by the Council of the City of Glendale, California, at a regular meeting held on the 22nd day of June, 2010, and that the same was adopted by the following vote:

Ayes: Drayman, Friedman, Quintero, Weaver, Najarian


Noes: None

Absent: None



City Clerk

APPROVED AS TO FORM



City Attorney
DATE 6-16-10

8 B 1

Adopted
6-22-10
Weaver/Quintero
All Ayes

RESOLUTION NO. 10-103

A RESOLUTION OF THE COUNCIL OF THE CITY OF GLENDALE, CALIFORNIA ADOPTING
A GENERAL BUDGET, ENTERPRISE BUDGETS, AND OTHER MISCELLANEOUS BUDGETS
FOR THE FISCAL YEAR 2010-11

BE IT RESOLVED BY THE COUNCIL OF THE CITY OF GLENDALE:

SECTION 1: The proposed City Budget is hereby approved and adopted as the Budget of the City, for fiscal year 2010-11.

SECTION 2: The amount of \$173,103,892 shall constitute the General Fund appropriation for fiscal year beginning July 1, 2010.

SECTION 3: The amount of \$111,334,117 shall constitute the Special Revenue Funds appropriation for the fiscal year beginning July 1, 2010.

SECTION 4: The amount of \$17,106,645 shall constitute the Debt Service Funds appropriation for the fiscal year beginning July 1, 2010.

SECTION 5: The amount of \$10,805,175 shall constitute the Capital Improvement Funds appropriation for the fiscal year beginning July 1, 2010.

SECTION 6: The amount of \$419,024,145 shall constitute the Enterprise Funds appropriation for the fiscal year beginning July 1, 2010.

SECTION 7: The amount of \$78,295,507 shall constitute the Internal Service Funds appropriation for the fiscal year beginning July 1, 2010.

SECTION 8: The number of authorized classified salaried positions is 1,889.

SECTION 9: The Director of Finance is authorized to make such other revisions, individual appropriation line-items, changes in summaries, fund totals, grand totals, and other portions of the budget document as necessary to reflect and implement the changes specified in this resolution.


SECTION 10: The Director of Finance is authorized to make such revisions, as permitted by the Charter, necessary in order to implement changes in expenditures due to final negotiations of City of Glendale employee associations Memorandums of Understanding.

SECTION 11: The City Clerk shall certify to the adoption of this Resolution.


Adopted this 22nd day of June, 2010

ATTEST:


City Clerk


Mayor

APPROVED AS TO FORM


CITY ATTORNEY
DATE 6-17-10 **8 D 1**

RESOLUTION NO. 10-103
Continued

STATE OF CALIFORNIA)
COUNTY OF LOS ANGELES) SS
CITY OF GLENDALE)

I, Ardashes Kassakhian, City Clerk of the City of Glendale, do hereby certify that the foregoing Resolution No. 10-103 was adopted by the Council of the City of Glendale, California, at a regular meeting held on the 22nd day of June, 2010, and that the same was adopted by the following vote:

Ayes: Drayman, Friedman, Quintero, Weaver, Najarian
Noes: None
Absent: None



City Clerk



CITY OF GLENDALE
DATE 6/16/10
APPROVED AS TO FINANCIAL
PROVISION FOR \$ 809,669.481



Director of Finance

RESOLUTION NO. 10-102

A RESOLUTION OF THE COUNCIL OF THE CITY OF GLENDALE REDUCING THE PERCENTAGE OF THE OPERATING REVENUE OF THE GLENDALE WATER AND POWER DEPARTMENT TO BE TRANSFERRED FROM THE GLENDALE WATER AND POWER SURPLUS FUND TO THE GENERAL FUND FOR FISCAL YEAR 2009-10

BE IT RESOLVED BY THE COUNCIL OF THE CITY OF GLENDALE:

WHEREAS, Section 22, Article XI of the City Charter provides that at the end of each fiscal year an amount equal to twenty-five percent (25%) of the operating revenue of the Glendale Water and Power Department for each year, hereinafter referred to as "revenue", excluding receipts from water or power supplied to other cities or utilities at the wholesale rates, shall be transferred from the Glendale Water and Power Surplus Fund to the General Fund; provided that the Council may annually, at or before the time for adopting the General Budget for the ensuing fiscal year, reduce said amount or wholly waive such transfer, if, in its opinion, such reduction or waiver is necessary to insure the sound financial position of said Glendale Water and Power Department, and it shall so declare by resolution; and

WHEREAS, prior to the time for adopting the General Budget for the fiscal year 2009-10, the Council considered the matter of reducing the amount and decided it should be reduced to the absolute sum of \$4,160,000 of said revenue for the Water Works Enterprise and decided that it should be reduced to \$19,107,000 of said revenue for the Electric Works Enterprise and that such reduction was necessary to insure the sound financial position of the Glendale Water and Power Department.


NOW, THEREFORE, BE IT RESOLVED BY THE COUNCIL OF THE CITY OF GLENDALE that the amount to be transferred from Glendale Water and Power Surplus Fund for the fiscal year 2009-10 shall be reduced to the absolute sum of \$4,160,000 of said Water Works and the absolute sum of \$19,107,000 of said Electric Works, and that such reduction is necessary to ensure the sound financial position of the Glendale Water and Power Department.

Adopted this 22nd day of June, 2010.




Mayor

ATTEST:



City Clerk

APPROVED AS TO FORM


CITY SECRETARY
DATE 6-17-10

8 C 1

RESOLUTION NO. 10-102
CONTINUED

STATE OF CALIFORNIA)
COUNTY OF LOS ANGELES) SS
CITY OF GLENDALE)

I, Ardashes Kassakhian, City Clerk of the City of Glendale, certify that the foregoing Resolution No. 10-102 was adopted by the Council of the City of Glendale, California, at a regular meeting held on the 22nd day of June, 2010, and that the same was adopted by the following vote:

Ayes: Drayman, Friedman, Quintero, Weaver, Najarian

Noes: None

Absent: None



City Clerk

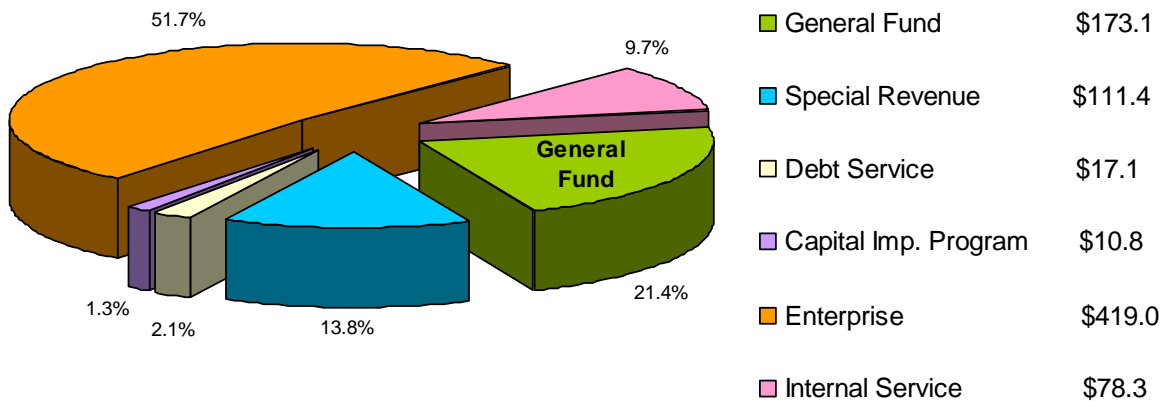
CITY OF GLENDALE BUDGET GUIDE

RESOURCES

All Funds

In preparing the FY 2010-11 operating budget for the City, each revenue source has been reviewed closely and those factors affecting each one has been carefully considered. In addition, the general economic climate has been evaluated and considered. As a result, all of the revenue sources tied to general consumer spending and inflation, with the exception of Property Tax, have remained unchanged from the previous year or have been projected to decline for FY 2010-11. Total FY 2010-11 resources (including transfers from other funds and use of fund balance) are \$809.7 million. The following chart illustrates the total budgeted resources for all City funds for FY 2010-11.

FY 2010-11 Total City Resources (\$809.7 Million)



General Fund

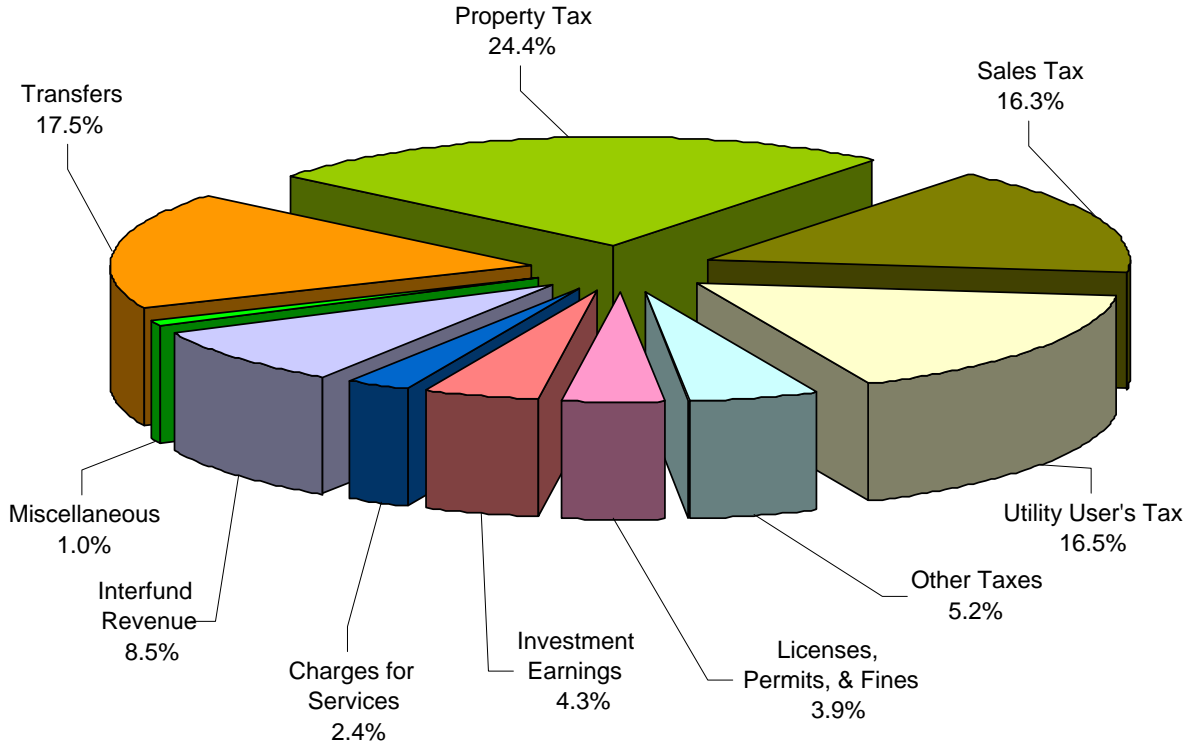
The General Fund revenue budget for FY 2010-11 is projected to be \$173.1 million. The General Fund provides City services that the general public typically associates with local government. These services include parks, libraries, police, fire, building and planning services, and general administrative support functions.

As a result of the economic conditions facing the City, the State, and entire Country, the General Fund Licenses & Permits, Uses of Money & Property and Revenue from Other Agencies revenue categories are projected to be slightly lower in FY 2010-11 when compared to last year. The decrease has been offset by an increase in Property Tax, Sales Tax, Interfund Revenue, and Transfers from Other Funds categories that resulted in an overall net increase of 5.7% in General Fund revenues.

CITY OF GLENDALE BUDGET GUIDE

Below is an illustration of the various revenue sources to the General Fund.

FY 2010-11 General Fund Resources (\$173.1 Million)



The City's major revenue sources in the General Fund consist of the Property Tax, Sales Tax, and Utility User's Tax. These three sources provide 57.2% of the General Fund's revenues. Transfers and Interfund Revenues are also very significant, providing 26% of the General Fund's revenue. The following discussion provides background and forecast information for these revenue sources in the General Fund.

Property Tax

Property tax is an ad valorem tax (based on value) imposed on real property (land and permanently attached improvements such as buildings) and personal (movable) property. Proposition 13 adopted by the California voters on June 6, 1978, created a comprehensive system for the assessment and limitation of real property taxes. Property owners pay the tax based on their real property's adjusted assessed full value. Proposition 13 set the FY 1975-76 assessed values as the base year from which future annual inflationary assessed value increases would grow (not to exceed 2% for any given year). The County Assessor also re-appraises each real property parcel when there are purchases, construction, or other statutorily defined "changes in ownership". Proposition 13 limits property tax rate to 1% of each property's full value

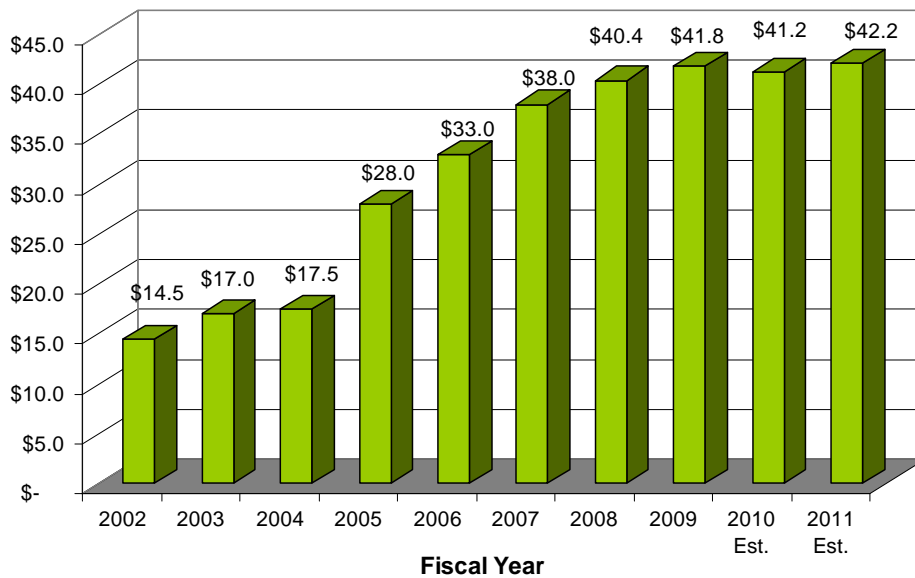
CITY OF GLENDALE BUDGET GUIDE

plus overriding rates to pay voters' specifically approved indebtedness. The City of Glendale receives 13.5% of the 1% levy on assessed value.

Property taxes are the largest revenue source for the General Fund, comprising approximately 24.4% of the total FY 2010-11 projected revenues. The Current Property Tax category revenue is projected to be slightly lower in FY 2010-11 when compared to last year. However, this decrease has been offset by an increase in other Property Tax categories, such as Delinquent Property Tax and Supplemental Property Tax revenues. The net result of the Current Property Tax decreasing and the Other Property Tax categories increasing, is a projected increase of 2.4% for Property Tax Revenue to the General Fund. The graph below illustrates historical and forecasted revenue for property tax followed by a listing of the top 10 property taxpayers for the City's General Fund.

Property Tax History and Forecast

(in millions)



Top 10 Property Taxpayers (In Alphabetical Order)

East Broadway Venture LLC
 Glendale Adventist Medical Center
 Glendale Fashion Association LLC
 Glendale Memorial Hospital & Health Center
 Grand Villa Glendale LLC

Joseph A. Perry
 PR Glendale Plaza Office California LLC
 Property Reserve Inc.
 Ralph's Grocery Company
 Tishman Speyer Archstone-Smith

Source: HDL Coren & Cone

CITY OF GLENDALE BUDGET GUIDE

Utility User's Tax

The City of Glendale levies a Utility User's Tax (UUT) on the following utility services:

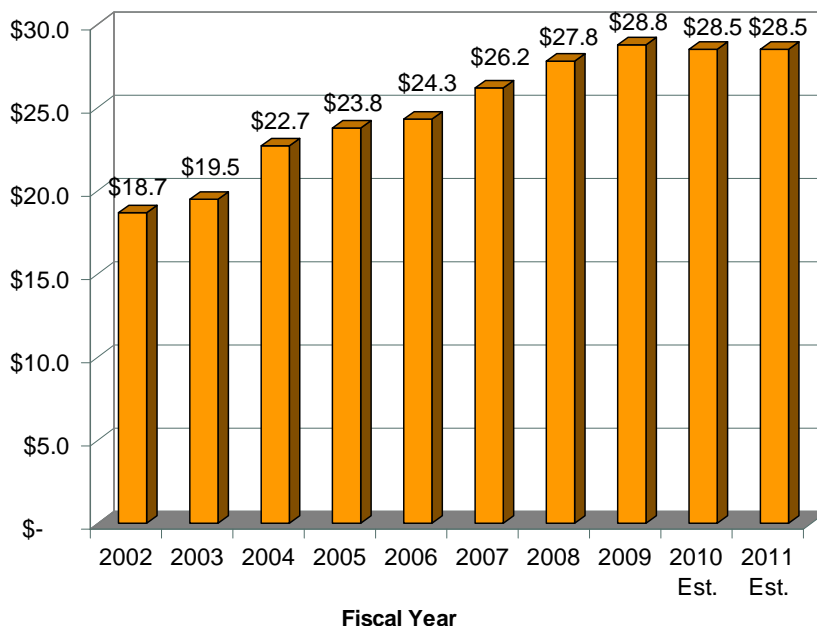
Telecommunications	6.5%
Video	6.5%
Electricity	7.0%
Gas	7.0%
Water	7.0%

In April 2009, the residents of the City of Glendale voted in favor of updating the existing UUT ordinance and lowering the rate for telecommunications and video from 7.0% to 6.5%. The telecommunications services category now includes wired and wireless telecommunications, intrastate, interstate, and international services; ancillary services; voice-over internet protocol; paging; and private communication services. The video category includes cable and internet television.

UUT is the second largest source of revenue for the General Fund, comprising approximately 16.5% of its total FY 2010-11 projected revenues. For FY 2010-11, revenue estimates for UUT were held constant with the previous year. It was determined that the lowering of the telecommunications and video services rates while expanding the services that are taxed, would provide a revenue neutral scenario. The graph below illustrates historical and forecasted revenue for UUT.

Utility User's Tax History and Forecast

(in millions)



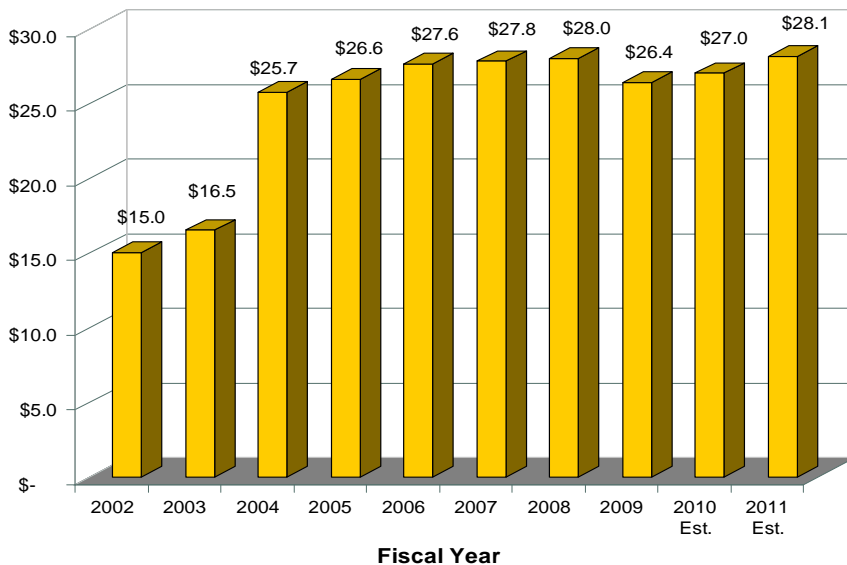
CITY OF GLENDALE BUDGET GUIDE

Sales Tax

Sales Tax is a familiar tax for the general public. A portion of the tax is a State tax and a portion is locally imposed. The current sales tax rate in the City of Glendale is 9.75%. In March 2004, California voters passed Proposition 57, approving the sale of State economic Recovery Bonds. The bond proceeds were used to fund the State's cash flow deficit and avert an operational financial crisis. To issue the bonds, the State needed a steady revenue source, such as sales tax, it could pledge to secure its payments. To solve its problem, the State implemented the "triple flip." Under the "triple flip," the State's bonds are secured by a quarter-cent increase in the State's share of sales tax with a corresponding decrease in the local government's share of sales tax (there was no sales tax rate change). To compensate for the loss, local governments receive additional real property taxes that would otherwise go to the schools (which will receive State General Fund payments), until the State's Economic Recovery Bonds are repaid. The additional property taxes are to replace the lost sales taxes on a dollar for dollar basis. Since July 1, 2004, for every dollar of sales tax collected in the City of Glendale, the General Fund receives \$.75 in the form of sales tax revenue.

Sales Tax is the third largest source of revenue for the General Fund, comprising approximately 16.3% of its total FY 2010-11 projected revenues. In FY 2009-10, 4% of all sales tax revenue was being allocated to the Capital Improvement Fund. For FY 2010-11, the City has suspended the allocation to the Capital Improvement Fund, shifting the sales tax revenue to the General Fund. This shift in the sales tax revenue between funds has resulted in a projected increase of 4.1% in sales tax revenue to the General Fund. The graph below illustrates historical and forecasted revenue for sales tax followed by a listing of the top 25 Sales Tax Producers for the City.

Sales Tax History and Forecast
(in millions)



CITY OF GLENDALE BUDGET GUIDE

Top 25 Sales Tax Producers (In Alphabetical Order)

Allen Gwynn Chevrolet	Macys
Apple Computer	Nordstrom
Bob Smith Toyota	Pacific BMW
Calstar Mercedes	Ralphs
CVS Pharmacy	Sears
Financial Services Vehicle Trust	Star Ford Lincoln Mercury
Forever 21	Star Mazda
Glendale Mitsubishi	Target
Glendale Nissan Infiniti	Toyota Motor Credit
Home Depot	Toyota of Glendale
JC Penney	Vons
Kwik/AI Sal Oil	Walt Disney Imagineering
Lexus of Glendale	

Source: HdL Coren & Cone

Transfers

Transfers or contributions from other funds are made to the General Fund for a variety of purposes. The largest of the transfers comes from Glendale Water and Power. The City Charter requires the transfer of 25% of the Electric and Water utility annual operating revenues to the General Fund unless a lower percentage transfer is approved by the City Council. The City has, historically, transferred an amount less than 25% by adopting a resolution setting a lower amount. The budgeted transfer for the FY 2010-11 from utility operations is equal to \$23.3 million or approximately 9.1% of total operating revenues for electric and water services combined. The budgeted transfers for the General Fund for FY 2010-11 are as follows (in millions):

Electric.....	\$19.1
Water	\$4.2
Special Revenue	\$3.0
Parking	\$1.9
Internal Service	\$1.0
Refuse	<u>\$1.0</u>
Total.....	\$30.2

Interfund Revenues

Interfund revenues are indirect charges to other Funds within the City. Starting in FY 2009-10, the City of Glendale implemented a formal Cost Allocation Plan whereby the costs of the General Fund support functions are allocated to non-General Fund sections. The allocation of those costs result in revenue back to the General Fund.

CITY OF GLENDALE BUDGET GUIDE

For FY 2010-11, the cost allocation plan recovered \$14.4 million in revenue back to the General Fund, which is an increase of \$2.6 million from FY 2009-10.

APPROPRIATIONS

All Funds

The chart below depicts the total City Appropriations by Fund type as adopted for FY 2009-10 and FY 2010-11.

Total City Budget Appropriations

Fund Type	Original Adopted 2009-10	Adopted FY 2010-11	Dollar Change	Percentage Change
General Fund Base Line Budget	\$ 164,828,471	\$ 164,365,471	\$ (463,000)	-0.3%
Structural Fund Changes:				
Restructure of ISD		1,573,733		
Collapse of Police Staff Augmentation Fund		3,945,000		
Cost Allocation Changes		3,219,688		
Subtotal of Structural Changes		\$ 8,738,421	8,738,421	
Total General Fund Budget for FY 2010-11		\$ 173,103,892		
Special Revenue	91,776,607	111,334,117	19,557,510	21.3%
Debt Service	16,525,176	17,106,645	581,469	3.5%
Capital Improvement	31,338,952	10,805,175	(20,533,777)	-65.5%
Enterprise	446,951,677	419,024,145	(27,927,532)	-6.2%
Internal Service	56,703,879	78,295,507	21,591,628	38.1%
Totals	\$ 808,124,762	\$ 809,669,481	\$ 1,544,719	0.2%

The following sections discuss some of the major changes in appropriation depicted in the chart above for each Fund type.

General Fund

The total FY 2010-11 adopted budget for the General Fund is \$173.1 million, out of this amount, \$164.4 million is the "Base Line Budget" which reflects the General Fund budget prior to the structural changes noted below.

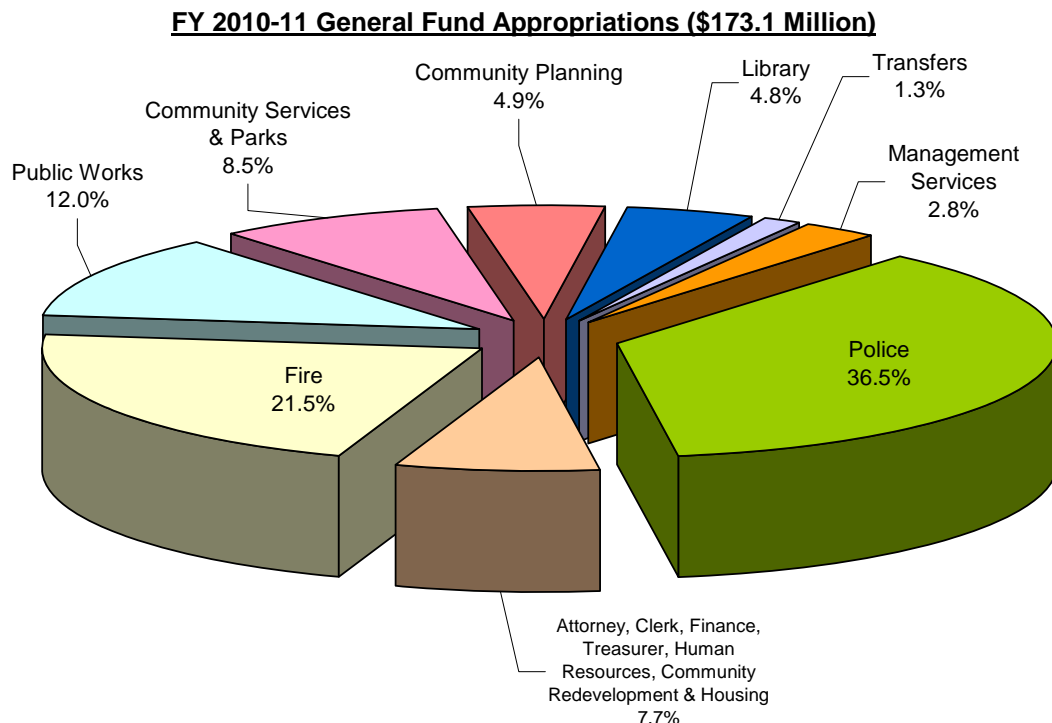
- [Restructuring of ISD](#) - Effective July 1, 2010, Information Services Department (ISD) is restructured into three Internal Service Funds and is cost allocating its expenses to user departments through a Rate Study. This restructuring of ISD has increased costs to the General Fund because a large amount of the City's infrastructure and large applications (PeopleSoft and CSI) are primarily utilized by General Fund departments. The previous structure for ISD did not provide sufficient funding and consisted of deferred maintenance, upgrades, etc. ISD

CITY OF GLENDALE BUDGET GUIDE

sections outside of the General Fund previously relied on a variety of transfers from the General Fund, CIP, and some Enterprise operations. The implementation of the ISD Rate Study provides an appropriate methodology to allocate the ISD costs, resulting in proper funding for the City's technology needs. For FY 2010-11, there is an estimated \$1.6 million increase to the General Fund for implementing the ISD Rate Study. This increase is directly offset with the Citywide Cost Allocation revenue and a transfer from the ISD Application Fund.

- [Police Staff Augmentation Fund \(Fund 263\)](#) - The collapse of the Police Staffing Augmentation Fund into the General Fund resulted in a transfer of approximately \$3.1 million in net costs to the General Fund. The gross impact is approximately \$3.9 million, but \$870,000 is an anticipated budgeted underexpenditure.
- [Cost Allocation Changes](#) - In FY 2010-11, the budget for General Fund central support staff (e.g. Finance, Legal, and HR) charging to other funds, was shifted back to the home departments in order to include them in the Citywide Cost Allocation Plan. Hence, the salaries and benefits expense for these staff, were brought back to the general fund and then cost allocated to the appropriate departments through the Citywide Cost Allocation Plan. This change is cost neutral since additional revenues for the same amount come back to the General Fund through the Cost Allocation Plan (expense increases by \$3.2 million and interfund revenue category increases by \$3.2 million).

The FY 2010-11 General Fund appropriations are illustrated in the following chart.



CITY OF GLENDALE

BUDGET GUIDE

Special Revenue Funds

The FY 2010-11 adopted budget for Special Revenue Funds is \$111.3 million, which represents a \$19.6 million increase from the prior year adopted budget. This increase is primarily due to the following:

- [*Housing Assistance Fund \(Fund 202\)*](#) - There is an approximate \$12 million increase in the Housing Assistance Fund due to the required accounting change determined by HUD on how the City accounts for the portable housing vouchers.
- [*Fire Grant Fund \(Fund 265\)*](#) - There is an approximate \$3.3 million increase in the Fire Grant Fund as a result of an increase in grant appropriations due to accounting for grants that are anticipated to be received.
- [*2010 Tax Allocation Bonds \(Fund 247\)*](#) - This fund was created in FY 2009-10 in order to properly record and account for the Capital Projects that will be spending the 2010 Tax Allocation Bonds issued by the Redevelopment Agency. The adopted FY 2010-11 budget in this fund is \$1.6 million which represents anticipated expenditures for the Central Library Project.

Debt Service Funds

The FY 2010-11 adopted budget for Debt Service Funds is \$17.1 million, which represents an approximate \$581,000 increase from the prior year adopted budget. This increase is primarily due to the following:

- [*Police Building Project COPs \(Fund 303\)*](#) - There is approximately a \$1.2 million decrease anticipated in the Police Building Project Fund primarily due to the recently negotiated decrease in the interest rate on the COPs.
- [*2010 GRA Tax Allocation Bonds \(Fund 308\)*](#) - As a result of the 2010 GRA bond issue, Fund 308 was created to account for the debt service payments on these bonds. This Fund has an adopted FY 2010-11 budget of \$1.8 million in order to cover the yearly obligation.

Capital Improvement Funds

The FY 2010-11 adopted budget for the Capital Improvement Fund is \$10.8 million, which represents a \$20.5 million decrease from the prior year adopted budget. This decrease is primarily due to the GRA bond issue that took place in 2009. In FY 2009-10, appropriations were approved during budget adoption for projects earmarked to use funding from the bond issue proceeds.

CITY OF GLENDALE

BUDGET GUIDE

Enterprise Funds

The FY 2010-11 adopted budget for Enterprise Funds is \$419 million, which represents a \$27.9 million decrease from the prior year adopted budget. This decrease is primarily due to:

- *Electric Funds (Funds 552 and 554)* - There is an approximate \$21 million decrease in the operational and capital project expenditures for Electric Funds.
- *Water Funds (Funds 572 and 573)* - There is an approximate \$13 million decrease in the operational and capital project expenditures for the Water Funds.
- *Sewer Fund (Fund 525)* - There is an approximate \$2.2 million increase in the expenditures for the Sewer Fund primarily due to the increase in depreciation of the LAGWRP Hyperion facility. The useful life was changed from 100 years to 40 years, thus increasing the depreciation expense.
- *Refuse Fund (Fund 530)* - There is an approximate \$2.2 million increase in the expenditures for the Refuse Fund due to scheduled capital projects and the Commercial Bin fund transfer to the General Fund, each of which is \$1.0 million.

Internal Service Funds

The FY 2010-11 adopted budget for Internal Service Funds is \$78.3 million, which represents a \$21.6 million increase from the prior year adopted budget. This increase is primarily due to:

- *Fleet/Equipment Management Fund (Fund 601)* - As a result of creating the Fleet/Equipment Management Fund and consolidating all fleet operations, appropriations for vehicle replacements was put on hold during the FY 2009-10 budget process in order to provide sufficient time and analysis of the City's needs. In FY 2010-11, there is an approximately a \$5.0 million increase in the expenditures for the Fleet/Equipment Management Fund due to appropriation requests for necessary vehicle and equipment replacements.
- *Restructuring of the Information Services Department (ISD)* - The restructuring of ISD into three Internal Services funds has resulted in a total net increase of \$7.4 million to the existing Infrastructure Fund (Fund 603), Application Fund (Fund 604), and Wireless Communication Fund (Fund 660). All ISD costs are now contained within these three funds and are no longer in the General Fund, other Internal Service Funds (Citywide Document Mgmt (Fund 606),

CITY OF GLENDALE

BUDGET GUIDE

Financial System Operations (Fund 670), and Police CAD RMS Replacement (Fund 605)), or spread directly to operating departments.

- *Procedural Changes* - During FY 2009-10, there was a change made to the accounting procedure for recording and accounting for HMO premiums. As a result, HMO premiums are now recorded as expenditures in the Medical Insurance Fund with the corresponding offset to revenue in that same fund. The result is a cost neutral accounting approach, but the appropriation to pay the HMO premium must now be included in the expenditure budget. The overall increase to the Medical Insurance Fund is approximately \$9 million.

CITY OF GLENDALE, CA

Budget Summaries

2010 – 2011

Adopted Budget

**CITY OF GLENDALE
SUMMARY OF REVENUES & EXPENDITURES
FY 2010-2011 ADOPTED BUDGET**

	<u>Total All Funds</u>
Revenue	
Property Taxes	78,531,440
Other Taxes	73,827,000
Licenses and Permits	6,179,000
Fines and Forfeitures	1,585,000
Use of Money and Property	11,007,500
Revenue from Other Agencies	48,568,981
Charges for Services	401,904,205
Misc and Non-Operating Revenue	35,671,178
Interfund Revenue	38,843,745
Transfers from Other Funds	34,715,973
Fund Balance-Prior Year	78,835,459
TOTAL	<u>\$ 809,669,481</u>

Expenditures	
Salaries and Benefits	234,881,967
Maintenance and Operations	
Contractual Services	91,347,268
Debt Service	33,558,666
Other	431,601,348
Capital Outlay	11,832,912
Capital Projects	34,019,078
Inventory Offsets	(60,157,731)
Transfers	34,715,973
Budgeted Underexpenditures	(2,130,000)
TOTAL	<u>\$ 809,669,481</u>

THIS PAGE INTENTIONALLY LEFT BLANK

**CITY OF GLENDALE
SUMMARY OF APPROPRIATIONS BY DEPARTMENT**

	Actual 2008-09	Adopted 2009-10	Revised 2009-10	Adopted 2010-11
Administrative Services	6,992,522	9,502,434	9,502,434	10,506,519
City Attorney	1,664,786	1,695,341	1,695,341	3,565,347
City Clerk	1,479,737	1,030,788	1,030,788	1,516,208
City Treasurer	513,558	545,998	545,998	578,866
Community Planning	7,568,132	8,090,774	8,250,390	8,637,462
Community Redevelopment & Housing	60,687,894	53,106,840	88,144,258	70,358,421
Community Services & Parks	29,573,758	33,467,126	30,506,722	30,926,922
Fire	56,915,612	54,428,743	56,954,164	60,453,132
Glendale Water & Power	230,605,347	362,322,806	362,752,389	328,675,077
Human Resources	34,258,877	31,179,710	38,179,710	41,893,545
Information Services	9,629,119	12,237,622	12,680,706	14,280,767
Library	9,019,809	11,107,915	8,837,915	10,284,816
Management Services	4,003,815	5,226,829	5,329,829	5,435,187
Non-Departmental	-	(562,875)	(562,875)	(2,130,000)
Police	63,677,505	65,678,499	68,767,585	70,696,493
Public Works	88,943,478	114,189,013	125,309,219	119,274,746
Grand Total	\$ 605,533,949	\$ 763,247,563	\$ 817,924,573	\$ 774,953,508

Plus Other Financing Sources/Uses:

Transfer-Capital Funds	6,740,062	11,044,062	8,424,062	1,392,062
Transfer-Debt Service	-	-	5,000,000	-
Transfer-Electric	19,107,000	19,107,000	19,107,000	19,107,000
Transfer-General Fund	6,445,047	7,075,137	9,865,137	2,236,911
Transfer-GRA	658,000	591,000	591,000	605,000
Transfer-Haz Mat Fund	100,000	-	-	-
Transfer-Internal Service Fund	166,845	1,000,000	1,000,000	1,075,000
Transfer-Parking	1,900,000	1,900,000	1,900,000	1,900,000
Transfer-Refuse Disposal Fund	500,000	-	-	1,000,000
Transfer-Sewer Fund	1,135,000	-	-	-
Transfer-Special Revenue	-	-	-	3,240,000
Transfer-Water	4,160,000	4,160,000	4,160,000	4,160,000
	\$ 40,911,954	\$ 44,877,199	\$ 50,047,199	\$ 34,715,973

Adjusted Grand Total	\$ 646,445,903	\$ 808,124,762	\$ 867,971,772	\$ 809,669,481
-----------------------------	-----------------------	-----------------------	-----------------------	-----------------------

THIS PAGE INTENTIONALLY LEFT BLANK

CITY OF GLENDALE
SUMMARY OF APPROPRIATIONS BY DEPARTMENT/FUND

	Actual 2008-09	Adopted 2009-10	Revised 2009-10	Adopted 2010-11
Administrative Services				
General Fund (101)	3,341,812	3,330,663	3,330,663	4,878,055
Liability Insurance Fund (612)	2,975,781	6,171,771	6,171,771	5,628,464
Graphics Operation Fund (650)	674,929	-	-	-
Total Administrative Services	6,992,522	9,502,434	9,502,434	10,506,519
City Attorney				
General Fund (101)	1,664,786	1,695,341	1,695,341	3,565,347
Total City Attorney	1,664,786	1,695,341	1,695,341	3,565,347
City Clerk				
General Fund (101)	1,479,737	1,030,788	1,030,788	1,516,208
Total City Clerk	1,479,737	1,030,788	1,030,788	1,516,208
City Treasurer				
General Fund (101)	513,558	545,998	545,998	578,866
Total City Treasurer	513,558	545,998	545,998	578,866
Community Planning				
General Fund (101)	7,568,132	8,090,774	8,250,390	8,637,462
Total Community Planning	7,568,132	8,090,774	8,250,390	8,637,462
Community Redevelopment & Housing				
General Fund (101)	9,222	10,729	10,729	10,729
Housing Assistance Fund (202)	14,485,144	14,893,889	26,597,889	26,849,303
Home Grant Fund (203)	2,895,271	2,332,741	2,332,741	2,320,339
GRA Administrative Fund I (240)	9,536,738	13,370,401	20,892,602	15,072,987
GRA Administrative Fund II (241)	6,583,869	5,522,679	5,649,679	5,782,185
Low & Moderate Housing Fund (242)	12,558,421	4,737,287	10,421,504	4,603,295
GRA Central Project Fund (244)	1,124,775	-	-	-
GC3 Fund (245)	-	591,000	591,000	605,000
SF Rd Corridor Tax Share Fund (246)	4,131,248	-	-	-
2010 Tax Allocation Bonds (247)	-	-	10,000,000	1,650,000
2003 GRA Tax Allocation Bonds (302)	4,778,865	4,778,000	4,778,000	4,773,000
2002 GRA Tax Allocation Bonds (304)	3,820,313	3,814,000	3,814,000	3,812,000
Low and Mod Loans Payable (307)	764,028	3,056,114	3,056,114	3,056,113
2010 GRA Tax Allocation Bonds (308)	-	-	-	1,823,470
Total Community Redevelopment & Housing	60,687,894	53,106,840	88,144,258	70,358,421
Community Services & Parks				
General Fund (101)	13,013,927	14,358,150	14,358,150	14,971,286
Community Development Fund (201)	3,253,188	3,691,896	3,605,125	3,792,466
Supportive Housing Grant Fund (204)	1,699,185	2,215,840	2,215,840	2,194,335
Emergency Shelter Grant Fund (205)	156,143	144,393	144,393	143,776
Workforce Investment Fund (206)	3,117,897	3,623,530	4,485,140	3,962,100
Nutritional Meals Grant Fund (270)	498,799	596,706	674,671	517,205
Capital Improvement Fund (401)	5,315,181	6,365,282	2,552,074	2,500,113
Recreation Fund (501)	2,519,438	2,471,329	2,471,329	2,845,641
Total Community Services & Parks	29,573,758	33,467,126	30,506,722	30,926,922
Fire				
General Fund (101)	35,515,048	36,076,410	36,483,477	37,756,102
Fire Grant Fund (265)	2,674,680	132,493	1,775,458	3,414,892
Fire Mutual Aid Fund (266)	1,484,408	150,000	650,000	392,175
Special Events Fund (267)	-	-	86,250	86,250
Capital Improvement Fund (401)	-	500,000	500,000	-

**CITY OF GLENDALE
SUMMARY OF APPROPRIATIONS BY DEPARTMENT/FUND**

	Actual 2008-09	Adopted 2009-10	Revised 2009-10	Adopted 2010-11
Hazardous Disposal Fund (510)	1,652,025	1,789,940	1,829,940	1,859,872
Fire Paramedic Fund (511)	12,842,026	12,336,964	12,186,103	13,157,872
Fire Communication Fund (701)	2,747,425	3,442,936	3,442,936	3,785,969
Total Fire	56,915,612	54,428,743	56,954,164	60,453,132
Glendale Water & Power				
Electric Public Benefit Fund (290)	6,673,857	9,006,639	9,006,639	8,260,800
Electric Works Revenue Fund (552)	190,429,749	223,759,967	223,951,550	204,643,431
Electric Depreciation Fund (553)	-	55,837,400	55,975,400	54,059,604
Electric-SCAQMD State Sales (554)	-	25,000	25,000	25,000
Water Works Revenue Fund (572)	33,501,741	43,363,400	43,363,400	36,130,400
Water Depreciation Fund (573)	-	30,330,400	30,430,400	25,555,842
Total Glendale Water & Power	230,605,347	362,322,806	362,752,389	328,675,077
Human Resources				
General Fund (101)	1,580,010	1,786,787	1,786,787	2,788,175
Unemployment Insurance Fund (610)	125,493	180,000	180,000	188,000
Compensation Insurance Fund (614)	13,553,350	11,060,302	11,060,302	10,468,140
Dental Insurance Fund (615)	1,455,356	1,341,148	1,341,148	1,403,000
Medical Insurance Fund (616)	13,293,317	13,290,572	20,290,572	22,260,000
Vision Insurance Fund (617)	272,195	332,982	332,982	347,000
Employee Benefits Fund (640)	2,205,565	2,111,576	2,111,576	2,647,000
RHSP Benefits Fund (641)	1,483,782	1,076,343	1,076,343	1,732,000
Post Employment Benefits Fund (642)	289,809	-	-	60,230
Total Human Resources	34,258,877	31,179,710	38,179,710	41,893,545
Information Services				
General Fund (101)	4,494,003	4,566,547	4,566,547	-
Capital Improvement Fund (401)	239,340	50,000	50,000	-
ISD Infrastructure Fund (603)	1,269,924	946,136	970,355	4,669,075
ISD Application Fund (604)	505,022	1,019,495	1,079,495	5,941,756
Citywide Document Mgt Sys Fund (606)	10,045	305,498	305,498	-
ISD Wireless Communication Fund (660)	1,768,550	3,357,842	3,608,842	3,669,936
Financial System Operation Fd (670)	1,139,682	1,859,919	1,859,919	-
ICIS (702)	202,553	132,185	240,050	-
Total Information Services	9,629,119	12,237,622	12,680,706	14,280,767
Library				
General Fund (101)	8,064,805	8,098,800	8,098,800	8,324,842
Library Fund (275)	453,190	459,115	489,115	209,974
Capital Improvement Fund (401)	501,814	2,550,000	250,000	1,750,000
Total Library	9,019,809	11,107,915	8,837,915	10,284,816
Management Services				
General Fund (101)	3,327,528	4,770,829	4,879,829	4,985,187
Cable Access Fund (280)	629,299	456,000	450,000	450,000
Capital Improvement Fund (401)	46,988	-	-	-
Total Management Services	4,003,815	5,226,829	5,329,829	5,435,187
Non-Departmental				
General Fund (101)	-	(562,875)	(562,875)	(2,130,000)
Total Non-Departmental	-	(562,875)	(562,875)	(2,130,000)

**CITY OF GLENDALE
SUMMARY OF APPROPRIATIONS BY DEPARTMENT/FUND**

	Actual 2008-09	Adopted 2009-10	Revised 2009-10	Adopted 2010-11
Police				
General Fund (101)	54,451,567	54,535,818	54,535,818	64,039,853
Narcotic Forfeiture Fund (260)	408,088	644,396	644,396	1,379,503
Special Grant Fund (261)	683,314	367,826	2,234,662	801,351
Supplemental Law Enforcement (262)	293,506	486,219	486,219	270,632
Police Staff Augmentation Fund (263)	3,978,073	4,846,075	5,479,575	-
Special Events Fund (267)	-	-	588,750	691,518
Police Building Project (303)	2,179,662	3,485,000	3,485,000	2,250,000
Capital Improvement Fund (401)	938,167	-	-	-
Joint Helicopter Operation Fd (602)	49,635	1,313,165	1,313,165	1,263,636
Joint Air Suppt Operation Fund (703)	695,493	-	-	-
Total Police	63,677,505	65,678,499	68,767,585	70,696,493
Public Works				
General Fund (101)	15,917,788	19,418,575	19,758,575	20,944,869
Local Transit Assistance Fund (250)	9,191,377	10,084,006	10,094,006	10,522,663
Air Quality Improvement Fund (251)	310,491	323,927	323,927	318,496
San Fernando Landscape District Fund (253)	24,260	39,400	39,400	40,000
Capital Leases (306)	1,149,273	1,392,062	1,392,062	1,392,062
Capital Improvement Fund (401)	16,053,386	5,704,608	9,045,976	-
State Gas Tax Fund (402)	7,940,576	5,125,000	5,835,970	5,163,000
Parking Fund (520)	6,441,903	8,291,445	8,522,235	8,075,450
Sewer Fund (525)	12,066,232	32,098,445	35,411,097	34,323,556
Refuse Disposal Fund (530)	16,228,933	20,374,415	20,965,730	21,552,380
Fleet / Equipment Mgmt Fund (601)	3,619,259	11,337,130	13,920,241	16,942,270
Total Public Works	88,943,478	114,189,013	125,309,219	119,274,746
Grand Total	\$605,533,949	\$ 763,247,563	\$ 817,924,573	\$ 774,953,508
Plus Other Financing Sources/Uses:				
Transfer-Capital Funds	6,740,062	11,044,062	8,424,062	1,392,062
Transfer-Debt Service	-	-	5,000,000	-
Transfer-Electric	19,107,000	19,107,000	19,107,000	19,107,000
Transfer-General Fund	6,445,047	7,075,137	9,865,137	2,236,911
Transfer-GRA	658,000	591,000	591,000	605,000
Transfer-Haz Mat Fund	100,000	-	-	-
Transfer-Internal Service Fund	166,845	1,000,000	1,000,000	1,075,000
Transfer-Parking	1,900,000	1,900,000	1,900,000	1,900,000
Transfer-Refuse Fund	500,000	-	-	1,000,000
Transfer-Sewer Fund	1,135,000	-	-	-
Transfer-Special Revenue	-	-	-	3,240,000
Transfer-Water	4,160,000	4,160,000	4,160,000	4,160,000
	\$ 40,911,954	\$ 44,877,199	\$ 50,047,199	\$ 34,715,973
Adjusted Grand Total	\$646,445,903	\$ 808,124,762	\$ 867,971,772	\$ 809,669,481

THIS PAGE INTENTIONALLY LEFT BLANK

**CITY OF GLENDALE
SUMMARY OF APPROPRIATIONS BY FUND/DEPARTMENT**

	Actual 2008-09	Adopted 2009-10	Revised 2009-10	Adopted 2010-11
<u>General Fund</u>				
General Fund (101)				
Administrative Services	3,341,812	3,330,663	3,330,663	4,878,055
City Attorney	1,664,786	1,695,341	1,695,341	3,565,347
City Clerk	1,479,737	1,030,788	1,030,788	1,516,208
City Treasurer	513,558	545,998	545,998	578,866
Community Planning	7,568,132	8,090,774	8,250,390	8,637,462
Community Redevelopment & Housing	9,222	10,729	10,729	10,729
Community Services and Parks	13,013,927	14,358,150	14,358,150	14,971,286
Fire	35,515,048	36,076,410	36,483,477	37,756,102
Human Resources	1,580,010	1,786,787	1,786,787	2,788,175
Information Services	4,494,003	4,566,547	4,566,547	-
Library	8,064,805	8,098,800	8,098,800	8,324,842
Management Services	3,327,528	4,770,829	4,879,829	4,985,187
Non-Departmental	-	(562,875)	(562,875)	(2,130,000)
Police	54,451,567	54,535,818	54,535,818	64,039,853
Public Works	15,917,788	19,418,575	19,758,575	20,944,869
Transfers	6,445,047	7,075,137	9,865,137	2,236,911
Total General Fund	\$ 157,386,970	\$ 164,828,471	\$ 168,634,154	\$ 173,103,892
<u>Special Revenue</u>				
Community Development Fund (201)	3,253,188	3,691,896	3,605,125	3,792,466
Housing Assistance Fund (202)	14,485,144	14,893,889	26,597,889	26,849,303
Home Grant Fund (203)	2,895,271	2,332,741	2,332,741	2,320,339
Supportive Housing Grant Fund (204)	1,699,185	2,215,840	2,215,840	2,194,335
Emergency Shelter Grant Fund (205)	156,143	144,393	144,393	143,776
Workforce Investment Fund (206)	3,117,897	3,623,530	4,485,140	3,962,100
GRA Administrative Fund I (240)	9,536,738	13,370,401	20,892,602	15,072,987
GRA Administrative Fund II (241)	7,241,869	6,113,679	6,240,679	6,387,185
Low & Moderate Housing Fund (242)	12,558,421	4,737,287	10,421,504	4,603,295
GRA Central Project Fund (244)	1,124,775	-	-	-
GC3 Fund (245)	-	591,000	591,000	605,000
SF Rd Corridor Tax Share Fund (246)	4,131,248	-	-	-
2010 Tax Allocation Bonds (247)	-	-	10,000,000	1,650,000
Local Transit Assistance Fund (250)	9,191,377	10,084,006	10,094,006	10,522,663
Air Quality Improvement (251)	310,491	323,927	323,927	318,496
SanFernando Landscape District (253)	24,260	39,400	39,400	40,000
Narcotic Forfeiture Fund (260)	408,088	644,396	644,396	1,379,503
Special Grant Fund (261)	683,314	367,826	2,234,662	801,351
Supplemental Law Enforcement (262)	293,506	486,219	486,219	270,632
Police Staff Augmentation Fund (263)	3,978,073	4,846,075	5,479,575	3,240,000
Fire Grant Fund (265)	2,674,680	132,493	1,775,458	3,414,892
Fire Mutual Aid Fund (266)	1,484,408	150,000	650,000	392,175
Special Events Fund (267)	-	-	675,000	777,768
Nutritional Meals Grant Fund (270)	498,799	596,706	674,671	517,205
Library Fund (275)	453,190	459,115	489,115	209,974
Cable Access Fund (280)	629,299	456,000	450,000	450,000

**CITY OF GLENDALE
SUMMARY OF APPROPRIATIONS BY FUND/DEPARTMENT**

	Actual 2008-09	Adopted 2009-10	Revised 2009-10	Adopted 2010-11
Electric Public Benefit Fund (290)	6,673,857	9,006,639	9,006,639	8,260,800
Fire Paramedic Fund (511)	12,842,026	12,336,964	12,186,103	13,157,872
ICIS (702)	202,553	132,185	240,050	-
Joint Air Suppt Operation Fund (703)	695,493	-	-	-
Total Special Revenue	\$ 101,243,293	\$ 91,776,607	\$ 132,976,134	\$ 111,334,117
<u>Debt Service</u>				
2003 GRA Tax Allocation Bonds (302)	4,778,865	4,778,000	4,778,000	4,773,000
Police Building Project (303)	2,179,662	3,485,000	8,485,000	2,250,000
2002 GRA Tax Allocation Bonds (304)	3,820,313	3,814,000	3,814,000	3,812,000
Capital Leases (306)	1,149,273	1,392,062	1,392,062	1,392,062
Low and Mod Loans Payable (307)	764,028	3,056,114	3,056,114	3,056,113
2010 GRA Tax Allocation Bonds (308)	-	-	-	1,823,470
Total Debt Service	\$ 12,692,141	\$ 16,525,176	\$ 21,525,176	\$ 17,106,645
<u>Capital Projects</u>				
Capital Improvement Fund (401)				
Community Services and Parks	5,315,181	6,365,282	2,552,074	2,500,113
Fire	-	500,000	500,000	-
Information Services	239,340	50,000	50,000	-
Library	501,814	2,550,000	250,000	1,750,000
Management Services	46,988	-	-	-
Police	938,167	-	-	-
Public Works	16,053,386	5,704,608	9,045,976	-
Transfers	6,740,062	8,862,062	6,242,062	1,392,062
Total Capital Improvement Fund	29,834,938	24,031,952	18,640,112	5,642,175
State Gas Tax Fund (402)				
Public Works	7,940,576	5,125,000	5,835,970	5,163,000
Total State Gas Tax Fund	7,940,576	5,125,000	5,835,970	5,163,000
Police Facility Construction (404)				
Transfers	-	2,182,000	2,182,000	-
Total Police Facility Construction	-	2,182,000	2,182,000	-
Total Capital Projects	\$ 37,775,514	\$ 31,338,952	\$ 26,658,082	\$ 10,805,175
<u>Enterprise</u>				
Recreation Fund (501)	2,519,438	2,471,329	2,471,329	2,845,641
Hazardous Disposal Fund (510)	1,752,025	1,789,940	1,829,940	1,859,872
Parking Fund (520)	8,341,903	10,191,445	10,422,235	9,975,450
Sewer Fund (525)	13,201,232	32,098,445	35,411,097	34,323,556
Refuse Disposal Fund (530)	16,728,933	20,374,415	20,965,730	22,552,380
Electric Works Revenue Fund (552)	209,536,749	242,866,967	243,058,550	223,750,431
Electric Depreciation Fund (553)	-	55,837,400	55,975,400	54,059,604

**CITY OF GLENDALE
SUMMARY OF APPROPRIATIONS BY FUND/DEPARTMENT**

	Actual 2008-09	Adopted 2009-10	Revised 2009-10	Adopted 2010-11
Electric-SCAQMD State Sales (554)	-	25,000	25,000	25,000
Water Works Revenue Fund (572)	37,661,741	47,523,400	47,523,400	40,290,400
Water Depreciation Fund (573)	-	30,330,400	30,430,400	25,555,842
Fire Communication Fund (701)	2,747,425	3,442,936	3,442,936	3,785,969
Total Enterprise	\$ 292,489,446	\$ 446,951,677	\$ 451,556,017	\$ 419,024,145
<u>Internal Service</u>				
Fleet / Equipment Mgmt Fund (601)	3,619,259	12,337,130	14,920,241	17,442,270
Joint Helicopter Operation Fund (602)	216,480	1,313,165	1,313,165	1,263,636
ISD Infrastructure Fund (603)	1,269,924	946,136	970,355	4,669,075
ISD Application Fund (604)	505,022	1,019,495	1,079,495	6,516,756
Citywide Document Mgt Sys Fund (606)	10,045	305,498	305,498	-
Unemployment Insurance Fund (610)	125,493	180,000	180,000	188,000
Liability Insurance Fund (612)	2,975,781	6,171,771	6,171,771	5,628,464
Compensation Insurance Fund (614)	13,553,350	11,060,302	11,060,302	10,468,140
Dental Insurance Fund (615)	1,455,356	1,341,148	1,341,148	1,403,000
Medical Insurance Fund (616)	13,293,317	13,290,572	20,290,572	22,260,000
Vision Insurance Fund (617)	272,195	332,982	332,982	347,000
Employee Benefits Fund (640)	2,205,565	2,111,576	2,111,576	2,647,000
RHSP Benefits Fund (641)	1,483,782	1,076,343	1,076,343	1,732,000
Post Employment Benefits Fund (642)	289,809	-	-	60,230
Graphics Operation Fund (650)	674,929	-	-	-
ISD Wireless Communication Fund (660)	1,768,550	3,357,842	3,608,842	3,669,936
Financial System Operation Fund (670)	1,139,682	1,859,919	1,859,919	-
Total Internal Service	\$ 44,858,539	\$ 56,703,879	\$ 66,622,209	\$ 78,295,507
Grand Total	\$ 646,445,903	\$ 808,124,762	\$ 867,971,772	\$ 809,669,481

THIS PAGE INTENTIONALLY LEFT BLANK

CITY OF GLENDALE GENERAL FUND

The **General Fund** is the City's primary operating fund. It accounts for the majority of financial resources and outlays for services that the public typically associates with local government. These services include parks, libraries, police, fire, building and planning services, and general administrative support functions. The fund also accounts for the City's discretionary funding sources (e.g., property tax, sales tax, vehicle license fees, and franchise fees). As a rule, General Fund resources are used only to fund operations that do not have other dedicated (restricted) funding sources.

The Budget Message and the Budget Guide sections of this document provide more information on the FY 2010-11 General Fund budget, including budget assumptions, expenditure and revenue highlights, transfers to other funds, and the financial forecast.

**CITY OF GLENDALE
SUMMARY OF APPROPRIATIONS IN THE GENERAL FUND
ADOPTED BUDGET 2010-11**

	SALARIES & BENEFITS	MAINTENANCE & OPERATION	CAPITAL OUTLAY	BUDGETED UNDER EXPENDITURES	TRANSFERS	TOTAL APPROPRIATION
Administrative Services	3,132,780	1,745,275	-	-	-	\$ 4,878,055
City Attorney	3,304,189	261,158	-	-	-	\$ 3,565,347
City Clerk	947,103	569,105	-	-	-	\$ 1,516,208
City Treasurer	498,115	80,751	-	-	-	\$ 578,866
Community Planning	7,451,484	1,185,978	-	-	-	\$ 8,637,462
Community Redevelop & Housing	-	10,729	-	-	-	\$ 10,729
Community Services & Parks	11,327,640	3,643,646	-	-	-	\$ 14,971,286
Fire	32,095,921	5,576,181	84,000	-	-	\$ 37,756,102
Human Resources	1,588,669	1,199,506	-	-	-	\$ 2,788,175
Library	6,239,939	2,084,903	-	-	-	\$ 8,324,842
Management Services	3,673,614	1,311,573	-	-	-	\$ 4,985,187
Non-Departmental	-	-	-	(2,130,000)	-	\$ (2,130,000)
Police	54,402,321	9,637,532	-	-	-	\$ 64,039,853
Public Works	11,616,579	9,328,290	-	-	-	\$ 20,944,869
Transfers-Out of General Fund	-	-	-	-	2,236,911	\$ 2,236,911
TOTAL APPROPRIATIONS	\$ 136,278,354	\$36,634,627	\$ 84,000	\$ (2,130,000)	\$ 2,236,911	\$ 173,103,892

**CITY OF GLENDALE
GENERAL FUND
SUMMARY OF THE BUDGET FOR THE YEAR ENDING JUNE 30, 2011**

GENERAL FUND SUMMARY		Actual 2008-09	Adopted 2009-10	Revised 2009-10	Adopted 2010-11
REVENUES					
PROPERTY TAXES					
30010	Property tax current	23,551,543	24,900,000	24,900,000	24,100,000
30011	Property tax admin fee	(651,775)	(800,000)	(800,000)	(730,000)
30020	Property tax delinquent	1,483,804	800,000	800,000	1,480,000
30030	Property tax supplement	688,108	250,000	250,000	690,000
30050	ERAF in lieu VLF	15,895,555	15,800,000	15,800,000	15,860,000
30060	SB211 Prop tax share Central	458,672	187,000	187,000	460,000
30700	Property tax penalty	351,879	100,000	100,000	350,000
TOTAL PROPERTY TAXES		41,777,786	41,237,000	41,237,000	42,210,000
SALES TAX					
30300	Sales tax	18,236,823	17,116,000	19,736,000	20,836,000
30305	ERAF in lieu of sales tax	6,608,163	5,705,000	5,705,000	5,705,000
30310	State 1/2% sales tax	1,548,464	1,600,000	1,600,000	1,600,000
TOTAL SALES TAX		26,393,450	24,421,000	27,041,000	28,141,000
UTILITY USERS TAX					
30320	Utility users tax	28,797,733	28,525,000	28,525,000	28,525,000
TOTAL UTILITY USERS TAX		28,797,733	28,525,000	28,525,000	28,525,000
OTHER TAXES					
30330	Franchise tax	2,707,752	2,713,000	2,713,000	2,713,000
30340	Occupancy tax	2,381,130	2,900,000	2,900,000	2,900,000
30350	Property transfer tax	479,207	550,000	550,000	550,000
30360	Scholl Canyon assessment	-	-	-	2,800,000
TOTAL OTHER TAXES		5,568,089	6,163,000	6,163,000	8,963,000
LICENSES & PERMITS					
30800	Dog licenses	108,466	130,000	130,000	100,000
30805	Cat licenses	25	-	-	-
30820	Building permits	2,807,208	3,800,000	3,800,000	3,430,000
30821	Green bldg initiative SB1473	318	-	-	-
30825	Plan check fees	174,332	290,000	290,000	128,000
30830	Variance permits	895,055	675,000	675,000	675,000
30840	Grading permits	24,249	10,000	10,000	20,000
30850	Street permits	315,587	300,000	300,000	300,000
30870	Business license permits	513,457	425,000	425,000	450,000
TOTAL LICENSES & PERMITS		4,838,697	5,630,000	5,630,000	5,103,000
FINES & FORFEITURES					
37800	Traffic safety fines	1,257,782	1,200,000	1,200,000	1,200,000
37801	Red-Light traffic safety fines	-	-	-	385,000
TOTAL FINES & FORFEITURES		1,257,782	1,200,000	1,200,000	1,585,000
USES OF MONEY & PROPERTY					
30900	Intergovernmental revenue	2,040,000	2,081,000	2,081,000	3,081,000
38000	Interest & inv. revenue	1,632,389	2,381,556	2,381,556	1,500,000
38005	Interest & inv GASB 31	238,590	-	-	-
38100	Landfill gas royalties	2,456,833	2,750,000	2,750,000	2,500,000

**CITY OF GLENDALE
GENERAL FUND
SUMMARY OF THE BUDGET FOR THE YEAR ENDING JUNE 30, 2011**

GENERAL FUND SUMMARY		Actual 2008-09	Adopted 2009-10	Revised 2009-10	Adopted 2010-11
38200	Rental income	100,008	240,160	240,160	240,000
38201	Lease income	-	450,000	450,000	450,000
TOTAL USES OF MONEY & PROPERTY		6,467,820	7,902,716	7,902,716	7,771,000
REVENUE - OTHER AGENCIES					
31260	Mutual aid reimbursement	391,950	-	-	-
31600	Historic preserve grant	-	-	9,300	-
32850	State S/B 90	9,165	100,000	100,000	50,000
33000	Motor vehicle in lieu	753,297	500,000	500,000	500,000
33100	State library grant	12,297	80,000	80,000	80,000
33400	State H/O exemptions	221,960	225,000	225,000	225,000
34050	County grants	1,707	10,000	10,000	10,000
TOTAL REVENUE-OTHER AGENCIES		1,390,376	915,000	924,300	865,000
CHARGES FOR SERVICES					
34500	Zoning-Subdivision fees	27,256	24,000	24,000	24,000
34510	Map and publication fees	36,406	40,000	40,000	30,000
34520	Filing-certification fee	7,753	10,000	10,000	10,000
34521	Passports	27,025	-	-	-
34522	Passport photos	10,411	-	-	-
34523	Notary fees	11,025	-	-	-
34526	Shipping fees	1,962	-	-	-
34527	Child identification kits	1,211	-	-	-
34528	Passport pass-through fee	106,226	-	-	-
34529	Film rentals of city property	79,415	100,000	100,000	100,000
34532	Special event fees	649,255	-	-	-
34540	Finger print fees	239,109	200,000	200,000	200,000
34600	Special police fees	474,207	500,000	500,000	860,000
34605	Vehicle tow admin fee (VTACR)	184,522	150,000	150,000	150,000
34630	Fire fees	300,047	475,000	475,000	475,000
34631	Fire mechanical maint fees	10,659	10,000	10,000	10,000
34640	Fire communication - tri city	286,900	-	-	-
34650	Hydrant flow test fees	6,460	-	-	-
34680	Code enforcement fees	45,194	60,000	60,000	40,000
34681	Administrative code enforcemen	-	35,000	35,000	-
34690	Youth employment fees	910,633	1,557,577	1,557,577	1,685,660
34691	Outreach revenue	69,816	130,000	130,000	130,000
34700	Express plan check fees	30,302	21,000	21,000	5,000
34710	Excavation fees	87,908	90,000	90,000	90,000
34770	Collectible jobs - A & G	75,546	80,000	80,000	80,000
35000	Library fines and fees	118,318	125,000	125,000	125,000
35020	Library misc fees	13	-	-	-
35260	Sports leagues	4,430	-	-	-
35261	Aquatics	10,598	15,000	15,000	15,000
35510	Local assessment fees	164,647	5,000	5,000	50,000
TOTAL CHARGES FOR SERVICES		3,977,254	3,627,577	3,627,577	4,079,660
MISC. & NON-OPERATING					
38500	Donations & contribution	11,506	40,000	40,000	20,000
38520	Rose float donations	47,500	-	-	-

**CITY OF GLENDALE
GENERAL FUND
SUMMARY OF THE BUDGET FOR THE YEAR ENDING JUNE 30, 2011**

GENERAL FUND SUMMARY		Actual 2008-09	Adopted 2009-10	Revised 2009-10	Adopted 2010-11
38525	Sponsorships	12,815	-	-	-
38526	Advertising revenue	56,342	4,000	4,000	30,000
38550	Unclaimed money & prop	174,623	50,000	50,000	50,000
38560	Miscellaneous revenue	1,869,470	300,000	300,000	722,669
39080	Sales of property	13,225	-	-	-
TOTAL MISC. & NON-OPERATING		2,185,481	394,000	394,000	822,669
INTERFUND REVENUE					
37510	Charges to Ent-Manager	1,001,510	-	-	-
37515	Charges to Ent-Auditor	349,464	-	-	-
37520	Charges to Ent-Clerk	445,386	-	-	-
37530	Charges to Ent-Finance	1,074,316	-	-	-
37540	Charges for telephone	2,314,920	-	-	-
37550	Charges to Ent-Treasurer	219,101	-	-	-
37560	Charges to Ent-Purchasng	172,058	-	-	-
37570	Charges to Ent-Legal	710,067	-	-	-
37580	Charges to Ent-Personnel	468,295	-	-	-
37600	Charges to Ent-Training	39,307	-	-	-
37610	Charges to Ent-Parks-Rec	55,170	-	-	-
37620	Charges to Ent-G.G. Bldg	45,840	-	-	-
37630	Charges to Ent-Mem & Due	30,732	-	-	-
37640	Charges to Ent-PW admin	298,416	-	-	-
37660	Salary O/H budget Job	471,484	408,000	408,000	410,000
37661	Cost allocation revenue	-	11,818,178	11,818,178	14,386,563
TOTAL INTERFUND REVENUE		7,696,066	12,226,178	12,226,178	14,796,563
TRANSFER - OTHER FUNDS					
39110	Transfer-Special Revenue	-	-	-	3,000,000
39120	Transfer-Capital Funds	4,300,000	5,420,000	2,800,000	-
39144	Transfer-Haz Mat Fund	100,000	-	-	-
39145	Transfer-Sewer Fund	1,135,000	-	-	-
39146	Transfer-Refuse Fund	500,000	-	-	1,000,000
39150	Transfer-Electric	19,107,000	19,107,000	19,107,000	19,107,000
39160	Transfer-Water	4,160,000	4,160,000	4,160,000	4,160,000
39200	Transfer-Parking	1,900,000	1,900,000	1,900,000	1,900,000
39210	Transfer-Internal Service Fund	-	1,000,000	1,000,000	1,075,000
TOTAL TRANSFER - OTHER FUNDS		31,202,000	31,587,000	28,967,000	30,242,000
TOTAL REVENUES		\$ 161,552,534	\$ 163,828,471	\$ 163,837,771	\$ 173,103,892
USE OF FUND BALANCE/(SURPLUS)		-	1,000,000	4,790,383	-
TOTAL RESOURCES		\$ 161,552,534	\$ 164,828,471	\$ 168,628,154	\$ 173,103,892

**CITY OF GLENDALE
GENERAL FUND
SUMMARY OF THE BUDGET FOR THE YEAR ENDING JUNE 30, 2011**

GENERAL FUND SUMMARY		Actual 2008-09	Adopted 2009-10	Revised 2009-10	Adopted 2010-11
EXPENDITURES					
SALARIES & BENEFITS					
41100	Salaries	83,513,491	86,426,479	86,570,979	91,259,746
41200	Overtime	7,684,243	7,432,323	7,619,323	6,959,728
41300	Hourly wages	4,354,913	3,988,243	4,002,243	3,973,687
41600-42500	Benefits	18,291,397	18,746,166	18,746,166	20,071,615
42600-42700	Retirement	14,809,892	15,391,211	15,391,211	16,187,578
42799	Salary charges out	(3,444,122)	(2,640,306)	(2,640,306)	(2,174,000)
TOTAL SALARIES & BENEFITS		125,209,814	129,344,116	129,689,616	136,278,354
MAINTENANCE & OPERATIONS					
42800	Auto allowance	337,901	320,108	320,108	289,628
42900	Uniform allowance	539,768	503,465	503,465	539,750
43050	Repairs-bldgs & grounds	580,941	591,116	591,116	601,058
43060	Utilities	3,350,197	3,173,212	3,173,212	2,828,463
43070	Lease payments	41,470	40,184	40,184	91,266
43080	Rent	87,035	91,032	91,032	39,552
43090	Equipment usage	1,748	1,000	1,000	2,000
43110	Contractual services	7,677,883	7,736,162	7,975,278	7,858,114
43111	Construction services	231,716	1,551,000	1,551,000	1,551,000
43112	Direct assistance	67,000	70,000	70,000	-
43150	Cost allocation charge	30,989	-	-	-
44100	Repairs to equipment	136,034	107,905	107,905	104,766
44120	Repairs to office equip	90,827	86,356	86,356	74,923
44200	Advertising	128,555	140,900	150,900	139,760
44250	Data communication	9,868	3,000	28,000	2,955
44300	Telephone	374,916	497,104	497,104	502,336
44350	Vehicle maintenance	1,167,306	-	-	-
44351	Fleet / equip rental charge	-	6,270,595	6,270,595	6,270,295
44352	ISD service charge	-	-	-	8,478,506
44400	Janitorial services	173,252	141,100	141,100	137,512
44450	Postage	245,393	168,158	168,158	196,799
44500	Support of prisoners	86,694	95,000	95,000	95,000
44550	Travel	81,697	144,669	144,669	87,361
44551	POST travel	11,546	8,663	8,663	30,493
44600	Laundry & towel service	45,380	39,100	39,100	38,120
44650	Training	125,689	221,628	221,628	145,104
44651	POST training	38,603	45,053	45,053	103,376
44700	Computer software	264,988	218,088	218,088	89,624
44750	Liability	3,447,157	2,950,070	2,950,070	2,263,526
44751	Insurance/surety bond premium	-	-	-	350,497
44760	Regulatory	4,960	1,700	1,700	1,700
44800	Membership and dues	149,412	124,658	124,658	158,512
45050	Periodicals & newspapers	154,133	193,143	193,143	194,130
45100	Books	412,170	391,451	391,451	423,343
45150	Furniture & equipment	232,476	154,526	197,026	167,366
45170	Computer hardware	47,329	61,985	61,985	43,830
45200	Maps and blue prints	3,055	8,650	8,650	9,450
45250	Office supplies	474,167	602,381	602,381	550,063
45300	Small tools	30,710	15,720	15,720	18,000

**CITY OF GLENDALE
GENERAL FUND
SUMMARY OF THE BUDGET FOR THE YEAR ENDING JUNE 30, 2011**

GENERAL FUND SUMMARY		Actual 2008-09	Adopted 2009-10	Revised 2009-10	Adopted 2010-11
45350	General supplies	1,250,302	1,267,688	1,607,288	1,283,526
45400	Reports & publications	1,054	1,650	1,650	1,400
45450	Printing and graphics	244,150	321,370	321,370	298,583
45502	Fuel-natural gas	214,995	-	-	-
45503	Fuel - gasoline	950,441	-	-	-
45504	Fuel - diesel gas	607,811	-	-	-
45600	A & G overhead	7,407	-	-	-
46000	Depreciation	2,537,628	301,259	301,259	305,556
46900	Business meetings	75,817	82,179	82,179	86,526
47000	Miscellaneous	91,090	168,774	168,774	229,358
47010	Discount earned & lost	(1,503)	-	-	-
49050	Charges-other depts	(1,471,229)	(63,500)	(63,500)	(48,500)
TOTAL MAINTENANCE & OPERATIONS		25,390,928	28,848,302	29,504,518	36,634,627
TRANSFER - OTHER FUNDS					
48020	Transfer-Special Revenue	4,059,347	4,736,911	4,736,911	2,236,911
48070	Transfer-Internal Service	2,385,700	2,338,226	5,128,226	-
TOTAL TRANSFER - OTHER FUNDS		6,445,047	7,075,137	9,865,137	2,236,911
Capital Outlay		341,181	123,791	131,758	84,000
Budgeted Underexpenditures		-	(562,875)	(562,875)	(2,130,000)
TOTAL EXPENDITURES		\$ 157,386,970	\$ 164,828,471	\$ 168,628,154	\$ 173,103,892

THIS PAGE INTENTIONALLY LEFT BLANK

CITY OF GLENDALE

SPECIAL REVENUE FUNDS

Special Revenue Funds consist of those "restricted receipts" which may not be used for general municipal purposes. They are restricted by Local Ordinance, State or Federal Statute, to be used for specific purposes. These groups of funds represent services funded primarily by other levels of government and not "traditionally" provided by local government. Most of the Federal, State, and County grants that the City receives are accounted for in special revenue funds and must be spent and accounted for according to the specific grant requirements. Should the funding for most of these programs be eliminated, it is likely that the services would also be eliminated. Unspent revenues can be carried over to the next fiscal year because the use of the revenues is restricted and the projects they are designed to fund may take multiple fiscal years to complete.

FY 2010-11 Special Revenue Funds show an approximate \$19.6 million or a 21.3% increase compared to the prior year. This change, however, is a net change and includes a variety of changes cumulatively (more details on the Special Revenue Funds can be found in the Budget Guide section of this document). Below is a brief description of the thirty-three (33) Special Revenue Funds included in the Special Revenue Funds section.

- Community Development Fund (201) is used to account for grants received from the U.S Department of Housing and Urban Development (HUD) and expended by the City as a participant in the Federal Community Development Block Grant Program. This program started in 1974 and since then has the greatest level of community participation and demand for service.
- Housing Assistance Fund (202) is used to account for monies received and expended by the City under Section 8 of the Federal Housing and Urban Development Act for housing assistance to low and moderate income families. This fund shows an increase of approximately \$12 million in FY 2010-11 due to the required accounting change determined by Department of Housing and Urban Development (HUD) on how the City should account for the portable housing vouchers.
- Home Grant Fund (203) is used to account for monies received and expended by the City under the HOME Investment Partnerships Program to strengthen public-private partnerships and to preserve and provide affordable housing.
- Supportive Housing Grant Fund (204) is used to account for monies received by the City under the Supportive Housing Program to address the homeless needs of the City.
- Emergency Shelter Grant Fund (205) is used to account for monies received by the City under the Emergency Shelter Grant Program to address the homeless needs of the City.

CITY OF GLENDALE SPECIAL REVENUE FUNDS

- Workforce Investment Fund (206) is used to account for grant monies received and expended, in the federally funded job training program.
- GRA Administrative Fund I (240) is used to account for monies received and expended within the Central Project Area in accordance with the Redevelopment Plan of the Agency made pursuant to redevelopment laws of the State of California. The Central Project Area was established in 1972 with the intent of revitalizing the central business district of the city.
- GRA Administrative Fund II (241) is used to account for monies received and expended within the San Fernando Project Area in accordance with the Redevelopment Plan of the Agency made pursuant to redevelopment laws of the States of California. The San Fernando Project Area was established in 1992 with the intent of providing for the revitalization of the Project Area by proper planning and reinvestment activities.
- Low and Moderate Housing Fund (242) is used to account for monies received and expended by the Agency for the 20% set aside funding from tax increment pursuant to redevelopment laws of the State of California.
- GRA Central Project Fund (244) is also known as the Town Center Fund, which is the development fund for the 2002 Tax Allocation Bonds proceeds.
- Grand Central Creative Campus (GC3) Fund (245) is the Walt Disney Co. development project which brings new construction and more jobs to the area, along with increased tax increment revenue. The first phase of the project consisted of two 3-story, Hollywood Art Deco buildings (each 125,000 SF) completed in December 2006. This first phase is located at the corner of Grandview and Flower Street. City and Agency staffs have been reviewing plans for a 23,000 SF child care facility with a staff of 77 which will be licensed for 236 children.
- SF Road Corridor Tax Share Fund (246) houses three redevelopment projects Flower Street Rail Crossing, SR134/San Fernando Rd Access and Grandview/Sonora Railroad Crossing in the San Fernando Project Area.
- 2010 Tax Allocation Bonds Fund (247) was established in FY 2009-10 to properly record and account for the Capital Projects assigned to be funded for by the 2010 Tax Allocation Bonds issued by the Glendale Redevelopment Agency. This fund has a budget of \$1.6 million for FY 2010-11 which represents anticipated expenditures for the Central Library Renovation project.
- Local Transit Assistance Fund (250) is used to account for monies received from a portion of the sales tax (Prop A & C) which is restricted to transportation-related

CITY OF GLENDALE SPECIAL REVENUE FUNDS

activities. This funding is dedicated toward ongoing capital projects for the City's public transit system.

- *Air Quality Improvement Fund (251)* is used to account for monies received from South Coast Air Quality Management District and expended on air pollution reduction.
- *PW Special Grants Fund (252)* is used to account for various small grants received and expended by the City, such as Senior Citizen Traffic Safety Education Program.
- *San Fernando Landscape District Fund (253)* is a new Public Works fund created in FY 2009-10 to account for assessments and expenditures associated with the San Fernando Road Corridor (SFRC) Landscape & Maintenance District Project.
- *Measure R Fund (254)* is used to account for the ½ cent sales tax increase to fund for the transportation needs of Los Angeles County which was voter approved in November 2008. The collection of the tax began on July 1, 2009. Fifteen percent (15%) of the Measure R tax is designated for the Local Return (LR) Program to be used by cities and the County of Los Angeles. The Los Angeles County Metropolitan Transportation Authority (LACMTA) allocates and distributes LR funds monthly to the City on a per capita basis. The Measure R Ordinance specifies that LR funds are to be used for transportation purposes only. Eligible projects include Streets and Roads, Traffic Control Measures, Bikeways & Pedestrians Improvements and Public Transit Services.
- *Narcotic Forfeiture Fund (260)* is used to account for the proceeds of money or property seized as a result of illegal activity which is restricted to law enforcement uses.
- *Special Grant Fund (261)* is used to account for various Federal, State & County grants received and expended by the Police Department to support programs such as Safe Cities, Project Safe Neighborhood, Seat Belt Enforcement, Traffic Education Enforcement, Sobriety Checkpoints, Wellness, Technology Purchase, Personnel Training, etc.
- *Supplemental Law Enforcement Fund (262)* is used to account for monies received from the State of California to provide funding for local agencies for the Citizen's Option for Public Safety Program (COPS).
- *Police Staff Augmentation Fund (263)* was established in June 2004 with the transfer of reserves from the Parking Fund, Sewer Fund, General Fund, and Narcotic Forfeiture Fund. These funds were intended for the hiring of 25 sworn positions. In compliance with the Special Revenue restricted guidelines, this fund

CITY OF GLENDALE SPECIAL REVENUE FUNDS

will be eliminated effective FY 2010-11, and its assets and liabilities transferred to the General Fund.

- *Fire Grant Fund (265)* is used to account for grant monies received and expended for fire prevention programs. This fund shows an increase of \$3.3 million in FY 2010-11 as a result of additional appropriations for grant funding.
- *Fire Mutual Aid Fund (266)* is used to account for reimbursements received from either Federal or the State of California for the City's fire strike team labor costs, fire equipment charges as well as overhead costs incurred by the City in assisting fire incidents outside of the City's jurisdiction. The fund was established in FY 2008-09 to account for all mutual aid related revenues and expenses, which were previously accounted for in the General Fund.
- *Special Events Fund (267)* is used to account for reimbursements received from different agencies for City personnel services provided to special events and movie filming.
- *Nutritional Meals Grant Fund (270)* is used to account for monies received from Federal assistance programs for senior citizen services.
- *Library Grant Fund (275)* is used to account for grant monies received and expended from State and local agencies for library programs.
- *Cable Access Fund (280)* is used to account for the 1.45% cable access fee to provide for resources to broadcast the City Council meetings and other various commissions, forums, etc. Effective FY 2009-10, the staff and operations for the Cable Access Fund were moved to the General Fund. The Cable Access fees remain in this fund to account for lease purchase.
- *Electric Public Benefit Fund (290)* is used to account for the 2.85% fees assessed on the electric customers to fund public benefit programs such as low income projects, research and development and demonstration programs, as mandated by State of California, AB 1890.
- *Fire Paramedic Fund (511)* is used to account for operations of the emergency transport and paramedic service in the City. The Fire Paramedic Fund was created by the City Council during FY 1998-99. This program became fully operational on March 1, 2000. This fund has become a Special Revenue Fund due to its continuing net losses. The City continues to only recover a portion of operational costs in this fund. The annual budget includes a transfer from the General Fund to help stabilize this fund.

CITY OF GLENDALE SPECIAL REVENUE FUNDS

- Fire Communication Fund (701) is used to account for monies received and expended for the operation of a tri-city agreement between the Cities of Burbank, Pasadena and Glendale. The three cities have agreed to contract with the Cities of Arcadia, Monrovia, Sierra Madre, San Gabriel, San Marino, Monterey Park, and South Pasadena to provide them with Fire dispatch services. Effective June 30, 2009, this fund has been reclassified as an Enterprise Fund.
- ICIS (Interagency Communications Interoperability System) Fund (702) is used to account for monies received and expended for the ICIS joint power authority for regional radio communications. In FY 2004-05, the Interagency Communications Interoperability System (ICIS) Fund was created to account for the ICIS Joint Powers Authority, a multi-city agreement to provide a regional communications network. Historically, this fund has been included, for illustrative purposes only, in the budget document, even though it is not part of the City of Glendale's operations. However, effective FY 2010-11, this fund is no longer going to be included in the budget document.
- Joint Air Support Operation Fund (703) is used to account for monies received and expended in the operation of the heliport as a joint effort with City of Burbank. The fund was established in FY 2007-08 for the operation of a consolidated air support unit with the City of Burbank. The City Council authorized the Chief of Police to execute a Memorandum of Understanding with the City of Burbank on May 8, 2007 to consolidate the Police air support operations of Glendale and Burbank into a joint air support operation. Effective FY 2009-10, this fund was consolidated with Fund 602, which was the Internal Service Fund for the Joint Helicopter Operation, for the purpose of keeping the depreciation, maintenance and operation all together in one fund.

The following pages provide a summary of the budget for each of the City's Special Revenue Funds for the budget year ending June 30, 2011.

**CITY OF GLENDALE
SPECIAL REVENUE FUNDS
SUMMARY OF THE BUDGET FOR THE YEAR ENDING JUNE 30, 2011**

	Community Development Fund	Housing Assistance Fund	Home Grant Fund
ESTIMATED FINANCING RESOURCES			
<i>Revenue</i>			
Property Taxes	-	-	-
Other Taxes	-	-	-
Use of Money and Property	-	20,000	-
Revenue from Other Agencies	3,792,466	14,100,129	2,317,339
Charges for Services	-	-	-
Misc and Non-Operating Revenue	-	12,851,086	3,000
Transfers from Other Funds	-	-	-
Fund Balance-Prior Year	-	-	-
TOTAL RESOURCES	\$ 3,792,466	\$ 26,971,215	\$ 2,320,339
ESTIMATED REQUIREMENTS			
<i>Expenditures</i>			
Salaries and Benefits	1,133,918	2,189,320	179,867
Maintenance and Operations	1,290,483	24,659,983	2,140,472
Capital Outlay	-	-	-
Capital Projects	1,368,065	-	-
Transfers to Other Funds	-	-	-
TOTAL APPROPRIATIONS	\$ 3,792,466	\$ 26,849,303	\$ 2,320,339
Unallocated	-	121,912	-
GRAND TOTAL	\$ 3,792,466	\$ 26,971,215	\$ 2,320,339

**CITY OF GLENDALE
SPECIAL REVENUE FUNDS
SUMMARY OF THE BUDGET FOR THE YEAR ENDING JUNE 30, 2011**

	Supportive Housing Grant Fund	Emergency Shelter Grant Fund	Workforce Investment Fund
ESTIMATED FINANCING RESOURCES			
<i>Revenue</i>			
Property Taxes	-	-	-
Other Taxes	-	-	-
Use of Money and Property	-	-	-
Revenue from Other Agencies	2,194,335	143,776	3,912,100
Charges for Services	-	-	-
Misc and Non-Operating Revenue	-	-	50,000
Transfers from Other Funds	-	-	-
Fund Balance-Prior Year	-	-	-
TOTAL RESOURCES	\$ 2,194,335	\$ 143,776	\$ 3,962,100
ESTIMATED REQUIREMENTS			
<i>Expenditures</i>			
Salaries and Benefits	86,613	-	2,903,832
Maintenance and Operations	2,107,722	143,776	1,058,268
Capital Outlay	-	-	-
Capital Projects	-	-	-
Transfers to Other Funds	-	-	-
TOTAL APPROPRIATIONS	\$ 2,194,335	\$ 143,776	\$ 3,962,100
Unallocated	-	-	-
GRAND TOTAL	\$ 2,194,335	\$ 143,776	\$ 3,962,100

**CITY OF GLENDALE
SPECIAL REVENUE FUNDS
SUMMARY OF THE BUDGET FOR THE YEAR ENDING JUNE 30, 2011**

	GRA Administrative Fund I	GRA Administrative Fund II	Low & Moderate Housing Fund
ESTIMATED FINANCING RESOURCES			
<i>Revenue</i>			
Property Taxes	12,117,545	6,876,017	4,153,295
Other Taxes	-	-	-
Use of Money and Property	930,000	20,000	200,000
Revenue from Other Agencies	-	-	-
Charges for Services	16,000	-	-
Misc and Non-Operating Revenue	20,000	-	250,000
Transfers from Other Funds	-	-	-
Fund Balance-Prior Year	1,989,442	-	-
TOTAL RESOURCES	\$ 15,072,987	\$ 6,896,017	\$ 4,603,295
ESTIMATED REQUIREMENTS			
<i>Expenditures</i>			
Salaries and Benefits	1,809,929	256,238	2,211,682
Maintenance and Operations	10,928,058	5,129,447	2,391,613
Capital Outlay	-	-	-
Capital Projects	2,335,000	396,500	-
Transfers to Other Funds	-	605,000	-
TOTAL APPROPRIATIONS	\$ 15,072,987	\$ 6,387,185	\$ 4,603,295
Unallocated	-	508,832	-
GRAND TOTAL	\$ 15,072,987	\$ 6,896,017	\$ 4,603,295

**CITY OF GLENDALE
SPECIAL REVENUE FUNDS
SUMMARY OF THE BUDGET FOR THE YEAR ENDING JUNE 30, 2011**

	GRA Central Project Fund	GC3 Fund	SF Rd Corridor Tax Share Fund
ESTIMATED FINANCING RESOURCES			
<i>Revenue</i>			
Property Taxes	-	-	-
Other Taxes	-	-	-
Use of Money and Property	100,000	50,000	160,000
Revenue from Other Agencies	-	-	2,300,000
Charges for Services	-	-	-
Misc and Non-Operating Revenue	-	-	-
Transfers from Other Funds	-	605,000	-
Fund Balance-Prior Year	-	-	-
TOTAL RESOURCES	\$ 100,000	\$ 655,000	\$ 2,460,000
ESTIMATED REQUIREMENTS			
<i>Expenditures</i>			
Salaries and Benefits	-	-	-
Maintenance and Operations	-	-	-
Capital Outlay	-	-	-
Capital Projects	-	605,000	-
Transfers to Other Funds	-	-	-
TOTAL APPROPRIATIONS	\$ -	\$ 605,000	\$ -
Unallocated	100,000	50,000	2,460,000
GRAND TOTAL	\$ 100,000	\$ 655,000	\$ 2,460,000

**CITY OF GLENDALE
SPECIAL REVENUE FUNDS
SUMMARY OF THE BUDGET FOR THE YEAR ENDING JUNE 30, 2011**

	2010 Tax Allocation Bonds	Local Transit Assistance Fund	Air Quality Improvement Fund
ESTIMATED FINANCING RESOURCES			
<i>Revenue</i>			
Property Taxes	-	-	-
Other Taxes	-	-	-
Use of Money and Property	-	-	20,000
Revenue from Other Agencies	-	6,535,081	255,000
Charges for Services	-	1,447,000	52,000
Misc and Non-Operating Revenue	-	40,000	-
Transfers from Other Funds	-	-	-
Fund Balance-Prior Year	1,650,000	2,500,582	-
TOTAL RESOURCES	\$ 1,650,000	\$ 10,522,663	\$ 327,000
ESTIMATED REQUIREMENTS			
<i>Expenditures</i>			
Salaries and Benefits	-	1,010,855	200,670
Maintenance and Operations	-	9,474,808	117,826
Capital Outlay	-	-	-
Capital Projects	1,650,000	37,000	-
Transfers to Other Funds	-	-	-
TOTAL APPROPRIATIONS	\$ 1,650,000	\$ 10,522,663	\$ 318,496
Unallocated	-	-	8,504
GRAND TOTAL	\$ 1,650,000	\$ 10,522,663	\$ 327,000

**CITY OF GLENDALE
SPECIAL REVENUE FUNDS
SUMMARY OF THE BUDGET FOR THE YEAR ENDING JUNE 30, 2011**

	San Fernando Landscape District Fund	Measure R Fund	Narcotic Forfeiture Fund
ESTIMATED FINANCING RESOURCES			
<i>Revenue</i>			
Property Taxes	-	-	-
Other Taxes	-	1,400,000	-
Use of Money and Property	-	9,000	-
Revenue from Other Agencies	-	-	-
Charges for Services	-	-	-
Misc and Non-Operating Revenue	40,000	-	-
Transfers from Other Funds	-	-	240,000
Fund Balance-Prior Year	-	-	1,139,503
TOTAL RESOURCES	\$ 40,000	\$ 1,409,000	\$ 1,379,503
ESTIMATED REQUIREMENTS			
<i>Expenditures</i>			
Salaries and Benefits	-	-	424,183
Maintenance and Operations	40,000	-	775,320
Capital Outlay	-	-	180,000
Capital Projects	-	-	-
Transfers to Other Funds	-	-	-
TOTAL APPROPRIATIONS	\$ 40,000	\$ -	\$ 1,379,503
Unallocated	-	1,409,000	-
GRAND TOTAL	\$ 40,000	\$ 1,409,000	\$ 1,379,503

**CITY OF GLENDALE
SPECIAL REVENUE FUNDS
SUMMARY OF THE BUDGET FOR THE YEAR ENDING JUNE 30, 2011**

	Special Grant Fund	Supplemental Law Enforcement Fund	Police Staff Augmentation Fund
ESTIMATED FINANCING RESOURCES			
<i>Revenue</i>			
Property Taxes	-	-	-
Other Taxes	-	-	-
Use of Money and Property	-	-	-
Revenue from Other Agencies	445,138	330,312	-
Charges for Services	256,613	-	-
Misc and Non-Operating Revenue	49,600	-	-
Transfers from Other Funds	-	-	-
Fund Balance-Prior Year	50,000	-	3,240,000
TOTAL RESOURCES	\$ 801,351	\$ 330,312	\$ 3,240,000
ESTIMATED REQUIREMENTS			
<i>Expenditures</i>			
Salaries and Benefits	697,377	262,849	-
Maintenance and Operations	103,974	7,783	-
Capital Outlay	-	-	-
Capital Projects	-	-	-
Transfers to Other Funds	-	-	3,240,000
TOTAL APPROPRIATIONS	\$ 801,351	\$ 270,632	\$ 3,240,000
Unallocated	-	59,680	-
GRAND TOTAL	\$ 801,351	\$ 330,312	\$ 3,240,000

**CITY OF GLENDALE
SPECIAL REVENUE FUNDS
SUMMARY OF THE BUDGET FOR THE YEAR ENDING JUNE 30, 2011**

	Fire Grant Fund	Fire Mutual Aid Fund	Special Events Fund
ESTIMATED FINANCING RESOURCES			
<i>Revenue</i>			
Property Taxes	-	-	-
Other Taxes	-	-	-
Use of Money and Property	-	-	-
Revenue from Other Agencies	3,411,892	392,175	-
Charges for Services	-	-	777,768
Misc and Non-Operating Revenue	3,000	-	-
Transfers from Other Funds	-	-	-
Fund Balance-Prior Year	-	-	-
TOTAL RESOURCES	\$ 3,414,892	\$ 392,175	\$ 777,768
ESTIMATED REQUIREMENTS			
<i>Expenditures</i>			
Salaries and Benefits	379,933	384,475	760,437
Maintenance and Operations	110,584	7,700	17,331
Capital Outlay	2,924,375	-	-
Capital Projects	-	-	-
Transfers to Other Funds	-	-	-
TOTAL APPROPRIATIONS	\$ 3,414,892	\$ 392,175	\$ 777,768
Unallocated	-	-	-
GRAND TOTAL	\$ 3,414,892	\$ 392,175	\$ 777,768

**CITY OF GLENDALE
SPECIAL REVENUE FUNDS
SUMMARY OF THE BUDGET FOR THE YEAR ENDING JUNE 30, 2011**

	Nutritional Meals Grant Fund	Library Fund	Cable Access Fund
ESTIMATED FINANCING RESOURCES			
<i>Revenue</i>			
Property Taxes	-	-	-
Other Taxes	-	-	-
Use of Money and Property	2,500	18,000	17,000
Revenue from Other Agencies	284,294	-	-
Charges for Services	-	112,669	450,000
Misc and Non-Operating Revenue	93,500	48,858	1,000
Transfers from Other Funds	136,911	-	-
Fund Balance-Prior Year	-	30,447	-
TOTAL RESOURCES	\$ 517,205	\$ 209,974	\$ 468,000
ESTIMATED REQUIREMENTS			
<i>Expenditures</i>			
Salaries and Benefits	325,901	48,197	-
Maintenance and Operations	191,304	161,777	450,000
Capital Outlay	-	-	-
Capital Projects	-	-	-
Transfers to Other Funds	-	-	-
TOTAL APPROPRIATIONS	\$ 517,205	\$ 209,974	\$ 450,000
Unallocated	-	-	18,000
GRAND TOTAL	\$ 517,205	\$ 209,974	\$ 468,000

**CITY OF GLENDALE
SPECIAL REVENUE FUNDS
SUMMARY OF THE BUDGET FOR THE YEAR ENDING JUNE 30, 2011**

	Electric Public Benefit Fund	Fire Paramedic Fund	Total
ESTIMATED FINANCING RESOURCES			
<i>Revenue</i>			
Property Taxes	-	-	23,146,857
Other Taxes	6,798,000	-	8,198,000
Use of Money and Property	100,000	-	1,646,500
Revenue from Other Agencies	-	-	40,414,037
Charges for Services	-	11,814,493	14,926,543
Misc and Non-Operating Revenue	50,000	-	13,500,044
Transfers from Other Funds	-	2,100,000	3,081,911
Fund Balance-Prior Year	1,312,800	-	11,912,774
TOTAL RESOURCES	\$ 8,260,800	\$ 13,914,493	\$ 116,826,666
ESTIMATED REQUIREMENTS			
<i>Expenditures</i>			
Salaries and Benefits	293,500	5,047,084	20,606,860
Maintenance and Operations	7,967,300	7,990,788	77,266,317
Capital Outlay	-	120,000	3,224,375
Capital Projects	-	-	6,391,565
Transfers to Other Funds	-	-	3,845,000
TOTAL APPROPRIATIONS	\$ 8,260,800	\$ 13,157,872	\$ 111,334,117
Unallocated	-	756,621	5,492,549
GRAND TOTAL	\$ 8,260,800	\$ 13,914,493	\$ 116,826,666

**CITY OF GLENDALE
SPECIAL REVENUE FUNDS
SUMMARY OF THE BUDGET FOR THE YEAR ENDING JUNE 30, 2011**

SPECIAL REVENUE FUNDS SUMMARY		Actual 2008-09	Adopted 2009-10	Revised 2009-10	Adopted 2010-11
REVENUES					
PROPERTY TAXES					
30010	Property tax current	25,703,480	25,663,887	25,663,887	22,638,857
30020	Property tax delinquent	(18,580)	210,000	210,000	168,000
30030	Property tax supplement	633,510	500,000	500,000	340,000
TOTAL PROPERTY TAXES		26,318,410	26,373,887	26,373,887	23,146,857
OTHER TAXES					
30311	Measure R half-cent sales tax	-	-	-	1,400,000
30370	Public benefit fees	6,774,374	7,309,000	7,309,000	6,798,000
TOTAL OTHER TAXES		6,774,374	7,309,000	7,309,000	8,198,000
FINES & FORFEITURES					
37801	Red-Light traffic safety fines	779,310	385,000	385,000	-
37810	Narcotics forfeitures	630,240	-	-	-
TOTAL FINES & FORFEITURES		1,409,550	385,000	385,000	-
USES OF MONEY & PROPERTY					
38000	Interest & inv. revenue	2,338,116	2,209,036	2,209,036	1,346,500
38005	Interest & inv GASB 31	299,296	-	-	-
38200	Rental income	389,191	306,000	306,000	300,000
TOTAL USES OF MONEY & PROPERTY		3,026,603	2,515,036	2,515,036	1,646,500
REVENUE - OTHER AGENCIES					
31000	USDA C1	21,267	21,266	21,266	21,266
31001	USDA C2	6,931	6,931	6,931	6,930
31200	Federal library grant	18,970	77,500	107,500	-
31240	Federal grant	251,425	-	-	385,344
31260	Mutual aid reimbursement	1,484,408	150,000	650,000	392,175
31300	Nutrit. meals IIIB support svcs	906	1,000	1,000	1,000
31310	Nutritional meals IIIC1	170,520	170,524	235,475	170,524
31320	Nutritional meals IIIC2	42,851	42,854	54,929	42,854
31331	ICM - IIIE	11,992	-	-	-
31340	ICM - Older American Act	36,049	36,399	37,338	31,648
31350	ICM - AB2800	14,937	15,461	15,461	3,863
31360	ICM - AB764	5,362	5,625	5,625	6,209
31400	Voucher program	11,152,268	10,936,586	10,936,586	12,576,129
31406	Family self-sufficiency	65,325	65,640	65,640	-
31410	Home grant	2,889,061	2,329,741	2,329,741	2,317,339
31420	Supportive housing prog	1,643,350	2,215,840	2,215,840	2,194,335
31430	Earned admin. reserve	1,655,536	1,628,354	1,628,354	1,524,000
31440	Comm dev block grant	3,090,388	3,648,226	3,708,189	3,792,466
31450	Emergency shelter grant	156,143	144,393	144,393	143,776
31451	Fire grant-federal misc	495,747	-	-	-
31455	Metro medical response	-	113,000	-	-
31456	Domestic preparedness grant	1,669,639	-	1,337,773	370,671
31458	Homeland security grant	176,601	-	401,917	3,041,221
31671	Police grants-misc federal	61,610	-	1,477,592	168,750
31673	Project safe neighborhoods grt	-	-	30,000	-
31701	WIA Title I adult	633,404	746,730	746,730	643,000

**CITY OF GLENDALE
SPECIAL REVENUE FUNDS
SUMMARY OF THE BUDGET FOR THE YEAR ENDING JUNE 30, 2011**

SPECIAL REVENUE FUNDS SUMMARY		Actual 2008-09	Adopted 2009-10	Revised 2009-10	Adopted 2010-11
31702	WIA Title I youth	676,051	662,113	662,113	680,000
31703	WIA dislocated worker	750,126	858,887	1,063,319	976,000
31704	WIA discretionary	84,880	500,000	740,000	155,000
31707	WIA SALT funds	27,000	-	-	-
31711	WIA 15% Governor's discr grant	-	100,000	271,956	150,000
31712	WIA Wagner Peyser grant	-	-	146,965	-
31713	Social Security admin grant	104,948	106,000	106,000	106,000
31730	Title III rapid response	518,158	500,000	500,000	400,000
31756	CalWork youth - County	238,016	-	-	722,100
31791	WIA emergency grant	33,627	-	-	-
31955	Hazard elimin. & safety grant	180,358	-	-	-
32500	AQMD assessment (456)	234,542	255,000	255,000	255,000
32550	National transit database	-	370,000	370,000	380,000
32610	State grants	-	200,000	200,000	-
32870	Off of Traf Safety grant - CG	-	-	28,757	-
32871	Off of Traffic Safety-oper grt	78,792	-	247,487	-
33100	State library grant	105,747	75,000	75,000	-
33120	State library literacy grant	52,714	55,000	55,000	-
33143	Staff tuition program grant	-	5,000	5,000	-
33300	State police grants	211,695	646,332	646,332	568,675
33340	OCJP/L.A./Impact	16,404	16,329	16,329	38,025
33510	County shared revenues-proptax	2,279,045	2,000,000	2,000,000	2,300,000
34000	GAIN assessment	222,805	95,000	95,000	70,000
34050	County grants	2,988,078	3,400,000	3,433,000	3,042,513
34060	County Prop A incentive	197,912	200,000	200,000	203,146
34070	County Prop C grant	2,487,735	2,800,000	2,800,000	2,524,078
34200	Hawthorne WIA PAN	10,800	4,800	4,800	10,000
TOTAL REVENUE - OTHER AGENCIES		37,254,123	35,205,531	40,080,338	40,414,037
CHARGES FOR SERVICES					
34530	Cable access fees	700,427	450,000	450,000	450,000
34531	Interagency communication fees	280,000	280,000	280,000	-
34532	Special event fees	-	-	675,000	777,768
34600	Special police fees	163,300	35,000	35,000	-
34601	GHS - SRO	(140,880)	154,897	154,897	35,800
34602	LA County grant (COPPS Ahead)	149,425	-	-	220,813
34670	Emergency med response	10,496,479	9,695,597	9,695,597	11,679,673
34672	Paramedic membership fee	120,452	100,897	100,897	134,820
34676	Joint air support maint. fee	333,399	-	-	-
34780	Transit fare	392,625	450,000	450,000	450,000
34790	MTA pass sales	128,545	120,000	120,000	120,000
34800	Dial-a-ride	43,968	110,000	110,000	45,000
34810	Employee MTA pass sales	8,568	7,000	7,000	7,000
34820	Employee metro link pass	50,678	45,000	45,000	45,000
34830	Bee line senior pass	3,476	2,000	2,000	2,000
34840	Bee line fuel sales	-	-	-	5,000
34850	La Canada shuttle service	809,621	734,000	734,000	800,000
35020	Library misc fees	102,664	112,000	112,000	112,669
35535	Parking meters Glendale lots	18,605	16,000	16,000	16,000

**CITY OF GLENDALE
SPECIAL REVENUE FUNDS
SUMMARY OF THE BUDGET FOR THE YEAR ENDING JUNE 30, 2011**

SPECIAL REVENUE FUNDS SUMMARY		Actual 2008-09	Adopted 2009-10	Revised 2009-10	Adopted 2010-11
35550	Parking garage revenue	26,585	-	-	25,000
TOTAL CHARGES FOR SERVICES		13,687,937	12,312,391	12,987,391	14,926,543
MISC. & NON-OPERATING					
38500	Donations & contribution	296,062	199,500	192,500	159,458
38510	City's contribution	338,714	-	-	-
38511	Cash match	12,949	42,000	42,000	10,000
38526	Advertising revenue	35,025	25,000	25,000	40,000
38558	Misc landscape assessment	26,880	39,400	39,400	40,000
38560	Miscellaneous revenue	1,533,715	794,190	943,962	443,786
38720	Portable voucher fees	1,059,192	1,068,556	12,772,556	12,803,800
38730	Grant program income	77,944	43,670	-	-
38750	HOME program income	5,852	3,000	3,000	3,000
39010	Issuance of debt	14,000,000	-	4,808,586	-
39080	Sales of property	131,000	-	-	-
TOTAL MISC. & NON-OPERATING		17,517,333	2,215,316	18,827,004	13,500,044
TRANSFER - OTHER FUNDS					
39100	Transfer-General Fund	4,059,347	4,736,911	4,736,911	2,236,911
39110	Transfer-Special Revenue	-	-	-	240,000
39140	Transfer-GRA	658,000	591,000	591,000	605,000
39210	Transfer-Internal Service Fund	166,845	-	-	-
TOTAL TRANSFER - OTHER FUNDS		4,884,192	5,327,911	5,327,911	3,081,911
TOTAL REVENUES		\$ 110,872,522	\$ 91,644,072	\$ 113,805,567	\$ 104,913,892
USE OF FUND BALANCE/(SURPLUS)		-	132,535	19,176,567	6,420,225
TOTAL RESOURCES		\$ 110,872,522	\$ 91,776,607	\$ 132,982,134	\$ 111,334,117

**CITY OF GLENDALE
SPECIAL REVENUE FUNDS
SUMMARY OF THE BUDGET FOR THE YEAR ENDING JUNE 30, 2011**

SPECIAL REVENUE FUNDS SUMMARY		Actual 2008-09	Adopted 2009-10	Revised 2009-10	Adopted 2010-11
EXPENDITURES					
SALARIES & BENEFITS					
41100	Salaries	15,322,712	16,321,891	17,194,017	11,912,353
41200	Overtime	2,538,965	1,101,086	2,940,148	2,370,412
41300	Hourly wages	1,140,364	1,335,391	1,358,707	1,652,844
41600-42500	Benefits	3,229,055	3,330,733	3,355,851	2,917,594
42600-42700	Retirement	2,400,054	2,625,178	2,625,178	1,753,657
42799	Salary charges out	(24,120)	-	-	-
TOTAL SALARIES & BENEFITS		24,607,030	24,714,279	27,473,901	20,606,860
MAINTENANCE & OPERATIONS					
42800	Auto allowance	87,245	70,265	70,265	69,093
42900	Uniform allowance	75,597	69,057	69,057	23,803
43050	Repairs-bldgs & grounds	70,096	18,700	18,700	10,700
43060	Utilities	158,440	124,921	124,921	124,921
43070	Lease payments	23,292	475,000	475,000	475,000
43080	Rent	414,585	578,365	578,365	585,653
43090	Equipment usage	541	-	-	-
43110	Contractual services	11,724,015	14,137,240	15,585,937	15,247,115
43112	Direct assistance	24,001,841	19,063,021	35,280,886	31,367,094
43113	County property tax admin	601,648	745,000	745,000	543,000
43115	Pass through - GUSD	695,137	726,099	726,099	706,614
43116	Pass through - County	3,828,945	4,058,400	4,058,400	3,949,372
43117	ERAF	-	-	11,012,230	2,265,037
43118	SB211 pass thru - County	1,132,095	1,100,000	1,200,000	1,200,000
43119	SB211 pass thru - Other County	141,972	51,000	76,000	75,000
43120	SB211 pass thru - City	619,425	300,000	400,000	400,000
43121	SB211 pass thru - GUSD	876,023	350,000	450,000	450,000
43122	SB211 pass thru - GCCD	179,146	60,000	90,000	90,000
43123	SB211 pass thru-City Area MWD	9,522	10,000	10,000	10,000
43150	Cost allocation charge	204,859	1,235,811	1,235,811	2,147,272
44100	Repairs to equipment	10,392	9,502	9,502	14,769
44120	Repairs to office equip	1,534	5,150	5,150	5,150
44200	Advertising	30,691	43,135	43,135	43,700
44250	Data communication	16,726	39,285	10,000	-
44300	Telephone	97,242	83,072	83,422	81,471
44350	Vehicle maintenance	414,944	-	-	-
44351	Fleet / equip rental charge	-	99,316	105,316	99,316
44352	ISD service charge	-	-	-	117,859
44400	Janitorial services	13,939	25,100	25,100	11,600
44450	Postage	81,210	142,611	143,381	101,846
44500	Support of prisoners	141	2,000	-	-
44550	Travel	32,405	71,432	79,432	82,640
44600	Laundry & towel service	562	200	200	200
44650	Training	52,333	89,984	141,984	91,378
44700	Computer software	103,570	36,915	40,315	59,080
44750	Liability	425,680	468,135	517,567	373,496
44751	Insurance/surety bond premium	-	-	-	65,051
44760	Regulatory	954	16,300	16,300	16,300
44800	Membership and dues	43,344	45,825	55,825	51,123

**CITY OF GLENDALE
SPECIAL REVENUE FUNDS
SUMMARY OF THE BUDGET FOR THE YEAR ENDING JUNE 30, 2011**

SPECIAL REVENUE FUNDS SUMMARY		Actual 2008-09	Adopted 2009-10	Revised 2009-10	Adopted 2010-11
45050	Periodicals & newspapers	83,251	26,186	26,186	8,937
45100	Books	151,657	115,031	120,981	43,500
45150	Furniture & equipment	257,643	81,985	533,634	721,435
45170	Computer hardware	115,537	27,300	52,300	60,650
45200	Maps and blue prints	150	800	800	300
45250	Office supplies	138,666	132,495	131,395	109,410
45300	Small tools	26,702	300	300	500
45350	General supplies	286,080	310,856	359,605	235,285
45400	Reports & publications	154	3,000	3,000	2,500
45450	Printing and graphics	69,283	41,408	101,935	27,000
45500	Fuel-oil	50	-	-	-
45503	Fuel - gasoline	120,259	-	-	-
45504	Fuel - diesel gas	114,043	-	-	-
45512	Public benefit programs	-	-	-	4,000,700
45600	A & G overhead	205,960	183,000	183,000	154,800
45610	Section overhead	63,079	93,000	93,000	63,000
45621	Employee benefit overhead	166,945	196,100	196,100	166,400
46000	Depreciation	-	-	30,200	-
46400	Insurance write down	5,272,262	4,709,426	4,709,426	5,895,499
46500	Uncollectible accounts	1,212,048	1,068,168	1,068,168	1,424,728
46900	Business meetings	11,237	13,480	13,180	14,227
47000	Miscellaneous	3,545,705	4,551,924	4,553,885	50,525
47010	Discount earned & lost	(578)	-	-	-
47040	Interest on loan	2,086,960	2,120,000	2,120,000	3,109,268
47041	Unpaid accrued interest	(121,947)	-	-	-
47042	Interest RDLP loan	-	-	90,434	-
47060	Costs of issuance of debt	80,000	16,000	16,000	-
47100	Principal	410,000	210,000	106,936	220,000
47110	Principal RDLP loan	-	-	162,586	-
48501	Excess liability premium	123,670	-	-	-
49000	Unallocated	-	100,726	2,500	3,000
49050	Charges-other depts	(3,947)	-	-	-
TOTAL MAINTENANCE & OPERATIONS		60,584,960	58,352,026	88,158,851	77,266,317
TRANSFER - OTHER FUNDS					
48010	Transfer-General Fund	-	-	-	3,000,000
48020	Transfer-Special Revenue	658,000	591,000	591,000	845,000
TOTAL TRANSFER - OTHER FUNDS		658,000	591,000	591,000	3,845,000
CAPITAL PROJECTS					
51150	Buildings and structures	(3,076)	-	2,300,000	-
51200	Other improvements	131,407	6,270,000	9,470,000	4,986,500
52000	Engineering	1,024,372	-	-	-
52100	Construction	4,068,658	1,519,752	1,490,742	1,405,065
52400	Maintenance	830,000	-	-	-
53140	Administration costs	10,102	-	-	-
53150	Legal costs	712,700	-	-	-
53160	Planning, survey, design	723,943	-	240,471	-
53170	Real property purchase	9,782,553	-	1,531,200	-
53190	Operation of property	7,992	-	-	-

**CITY OF GLENDALE
SPECIAL REVENUE FUNDS
SUMMARY OF THE BUDGET FOR THE YEAR ENDING JUNE 30, 2011**

SPECIAL REVENUE FUNDS SUMMARY	Actual 2008-09	Adopted 2009-10	Revised 2009-10	Adopted 2010-11
53200 Relocation costs	1,120,078	-	-	-
53220 Site clearance costs	12,558	-	-	-
53230 Offsite improvement	428,489	-	-	-
53300 Other expenditures	19,298	-	-	-
53400 Capitalized property	(6,006,976)	-	-	-
TOTAL CAPITAL PROJECTS	12,862,098	7,789,752	15,032,413	6,391,565
Capital Outlay	2,531,205	329,550	1,725,969	3,224,375
TOTAL EXPENDITURES	\$ 101,243,293	\$ 91,776,607	\$ 132,982,134	\$ 111,334,117

THIS PAGE INTENTIONALLY LEFT BLANK

CITY OF GLENDALE

DEBT SERVICE FUNDS

Debt Service Funds are used to account for the accumulation and disbursement of financial resources that will be used to make principal and interest payments on general long-term debt of the City of Glendale. This fund type is recognized in Generally Accepted Governmental Accounting Standards.

Cities have three choices in financing their operations and funding public facilities: pay-as-you-go, debt financing, and public/private ventures. The City has used debt financing primarily to finance major capital facilities or to prepay long-term obligations. The City has no general obligation (GO) debt. The City currently does not have a formal debt management policy.

The City's long-term debt is comprised of revenue bonds, tax allocation bonds, certificates of participation (COP), loan and capital leases payable, landfill closure and post-closure care liability, compensated absences, arbitrage rebate liabilities, claims payable, and post employment benefits payable. The tax allocation bonds are secured by a pledge of 80% of all incremental property taxes allocated to and received by the Glendale Redevelopment Agency for the Central Project Area. The revenue bonds are payable from the revenue derived by the Glendale Water & Power department.

Funds included in the Debt Service Funds section are the three (3) GRA tax allocation bonds (Funds 302, 304 and 308), the Police Building Project COPs (Fund 303), the Municipal Building Services capital lease payment (Fund 306), and the Low & Mod loans payable (Fund 307). The remaining long-term debt report under specific funds in the Enterprise Funds, Internal Service Funds and Special Revenue Funds sections. The following provides a brief summary for each of the six (6) Debt Service Funds:

- 2002 GRA Tax Allocation Bonds Fund (302) is used to accumulate monies for the interest and principal payments of the 2002 Tax Allocation bonds. Debt Service is financed via the incremental property tax from the Glendale Redevelopment Agency. In 2002, payments on the Redevelopment Agency's Revenue Bonds were completed and the Agency issued \$48 million in Tax Allocation Bonds to fund improvements in the Central Project Area, primarily the Town Center Project.
- 2003 GRA Tax Allocation Bonds Fund (304) is used to accumulate monies for the interest and principal payments of the 2003 Tax Allocation bonds. Debt Service is financed via the incremental property tax from the Glendale Redevelopment Agency. In the fall of 2003, the Agency issued \$58 million in tax allocation refunding bonds to refund (refinance) its 1993 Tax Allocation Bond issuance to borrow at a lower rate.
- 2010 GRA Tax Allocation Bonds Fund (308) is used to accumulate monies for the interest and principal payments of the 2010 Tax Allocation bonds issued for \$26 million to fund existing capital improvement projects. Debt Service is financed via the incremental property tax from the Glendale Redevelopment Agency.

CITY OF GLENDALE DEBT SERVICE FUNDS

- Police Building Project Fund (303) is used to accumulate monies for the interest and principal payments of the 2000 Police Building Project Variable Rate Demands Certificates of Participation. Debt Service is currently financed via the capitalized interest set aside for the project. Since the completion of the Police building construction in 2005, debt service is financed via lease payments.
- Capital Leases Fund (306) is used to accumulate monies for the interest and principal payments of the \$8.2 million Capital Lease with SunTrust Leasing Corporation to finance the Municipal Building Services (MSB) Seismic Upgrade Project approved in August 2006. Debt Service is financed via annual lease payments.
- Low / Moderate Loan Payable Fund (307) was created in FY 2008-09 for the interest and principal payments of the \$14 million loan that the Housing Authority obtained from the Union Bank of California in February 2009 to fund the development of affordable rental and owner housing projects. Debt Service is financed via the 20% of incremental property taxes received by the Housing Authority from the Glendale Redevelopment Project areas.

Total interest & principal payments projected in the Debt Service Funds for FY 2010-11 is \$17.1 million. An overall increase of about \$600,000 is identified due to the following:

- A decrease of \$1.2 million in the Police Building Project COPs Fund 303 is anticipated for FY 2010-11. This is primarily due to the recently negotiated decrease in the interest rate on the COPs.
- As a result of the 2010 GRA tax allocation bond issue, Fund 308 was created to account for the debt service payments on these bonds. For FY 2010-11, an appropriation of \$1.8 million is proposed in order to cover the annual obligation.

BOND RATING

The bond rating process is a comprehensive analysis of the City's past and current financial practices and performances. Forecasts of future performance and projected long-term financial planning and practice are also reviewed.

The City received the most recent bond rating in February 2010 from Standard & Poor's where the City's credit rating was raised from 'AA+' to 'AAA'. The rating action reflects Standard & Poor's view of the City's improved General Fund reserves with sound management practices and very low debt levels as compare to assessed value. At the same time, Standard & Poor's raised the City's long-term rating from 'AA' to 'AA+' on the City's outstanding Certificates of Participation (COPs). The rating on the COPs reflects their view of the City's underlying general credit worthiness and its covenant to budget and allocate lease payments. The rating from Moody's Investor Service was 'Aaa' and from Fitch was 'AAA'.

CITY OF GLENDALE DEBT SERVICE FUNDS

Bonds which are rated AAA & Aaa are judged to be of the best quality. They carry the smallest degree of investment risk. Interest payments are protected by a large or an exceptionally stable margin and principal is secure. While the various protective elements are likely to change, such changes, as can be visualized, are most unlikely to impair the fundamentally strong position of such issues. Bonds rated AAA are generally known as investment grade bonds of which the Bonds issuer is judged to have a very strong capacity to meet its financial commitment.

The annual debt service requirements to amortize governmental long-term bonded debt in the Debt Service Funds at June 30, 2010 (in thousands) are as follows:

Fiscal Year	Police Building Project (COPs)		GRA Tax Allocation Bonds		Capital Lease	
	Interest	Principal	Interest	Principal	Interest	Principal
2011	2,133	1,600	4,471	5,195	225	1,167
2012	2,070	1,700	4,640	5,425	173	1,220
2013	2,003	1,800	4,424	5,600	118	1,274
2014	1,932	1,900	4,162	6,005	60	1,332
2015-2019	8,465	10,900	16,589	34,215	-	-
2020-2024	6,091	13,900	8,087	40,240	-	-
2025-2029	3,042	18,000	468	8,510	-	-
2030-2034	166	4,200	-	-	-	-
Total	\$ 25,902	\$ 54,000	\$ 42,841	\$ 105,190	\$ 576	\$ 4,993

Fiscal Year	Low & Mod Loans Payable		Total		Total Debt Service
	Interest	Principal	Interest	Principal	
2011	330	2,726	7,159	10,688	17,847
2012	237	2,820	7,120	11,165	18,285
2013	139	2,917	6,684	11,591	18,275
2014	39	2,253	6,193	11,490	17,683
2015-2019	-	-	25,054	45,115	70,169
2020-2024	-	-	14,178	54,140	68,318
2025-2029	-	-	3,510	26,510	30,020
2030-2034	-	-	166	4,200	4,366
Total	\$ 745	\$ 10,716	\$ 70,064	\$ 174,899	\$ 244,963

CITY OF GLENDALE LEGAL DEBT MARGIN
As of June 30, 2010 (unaudited)

Under City Charter, the total bonded debt of the city shall at no time exceed a total of fifteen (15) percent of the assessed valuation of all property taxable for city purposes. The City's assessed value totaled over \$22.5 billion. As of June 30, 2010 the City's legal debt margin totaled \$3,280,485,169. The City is not at risk of exceeding its legal debt limit.

Net Assessed Value *		\$ 22,589,799,163
Debt Limit - 15% of Assessed Value		\$ 3,388,469,874
Amount of Debt Applicable to Debt Limit		
Redevelopment Tax Allocation Bonds	\$ 105,190,000	
Low/Moderate Housing Loan Payable	10,716,000	
Subtotal Debt applicable to Debt Limit	\$ 115,906,000	
Less		
Reserves in Debt Service Funds available for principal payment	7,921,295	
Total Debt applicable to Debt Limit		107,984,705
Legal Debt Margin		\$ 3,280,485,169

* Source: County of Los Angeles, Auditor-Controller's Office

Statement of Legal Debt Margin
(Last Ten Fiscal Years-in thousands)

Fiscal Year	Net Assessed Property Value	Debt Limit (15% of assessed value)	Debt applicable to Debt Limit	Legal Debt Margin
2001	12,869,620	1,930,443	-	1,930,443
2002	13,739,047	2,060,857	-	2,060,857
2003	14,399,107	2,159,866	48,015	2,111,851
2004	15,543,087	2,331,463	97,469	2,233,994
2005	16,573,867	2,486,080	101,220	2,384,860
2006	18,005,193	2,700,779	96,985	2,603,794
2007	19,901,327	2,985,199	92,570	2,892,629
2008	21,210,320	3,181,548	87,980	3,093,568
2009	22,588,450	3,388,268	88,936	3,299,332
2010	22,589,800	3,388,470	107,985	3,280,485

**CITY OF GLENDALE
DEBT SERVICE FUNDS
SUMMARY OF THE BUDGET FOR THE YEAR ENDING JUNE 30, 2011**

	<u>2003 GRA Tax Allocation Bonds</u>	<u>Police Building Project</u>	<u>2002 GRA Tax Allocation Bonds</u>	<u>Capital Leases</u>
ESTIMATED FINANCING RESOURCES				
<i>Revenue</i>				
Property Taxes	4,613,000	-	3,682,000	-
Use of Money and Property	160,000	1,000,000	130,000	-
Transfers from Other Funds	-	-	-	1,392,062
Fund Balance-Prior Year	-	1,250,000	-	-
TOTAL RESOURCES	\$ 4,773,000	\$ 2,250,000	\$ 3,812,000	\$ 1,392,062
ESTIMATED REQUIREMENTS				
<i>Expenditures</i>				
Maintenance and Operations	4,773,000	2,250,000	3,812,000	1,392,062
TOTAL APPROPRIATIONS	\$ 4,773,000	\$ 2,250,000	\$ 3,812,000	\$ 1,392,062
GRAND TOTAL	\$ 4,773,000	\$ 2,250,000	\$ 3,812,000	\$ 1,392,062

**CITY OF GLENDALE
DEBT SERVICE FUNDS
SUMMARY OF THE BUDGET FOR THE YEAR ENDING JUNE 30, 2011**

	Low and Mod Loans Payable	2010 GRA Tax Allocation Bonds	Total
ESTIMATED FINANCING RESOURCES			
<i>Revenue</i>			
Property Taxes	3,056,113	1,823,470	13,174,583
Use of Money and Property	-	-	1,290,000
Transfers from Other Funds	-	-	1,392,062
Fund Balance-Prior Year	-	-	1,250,000
TOTAL RESOURCES	\$ 3,056,113	\$ 1,823,470	\$ 17,106,645
ESTIMATED REQUIREMENTS			
<i>Expenditures</i>			
Maintenance and Operations	3,056,113	1,823,470	17,106,645
TOTAL APPROPRIATIONS	\$ 3,056,113	\$ 1,823,470	\$ 17,106,645
GRAND TOTAL	\$ 3,056,113	\$ 1,823,470	\$ 17,106,645

**CITY OF GLENDALE
DEBT SERVICE FUNDS
SUMMARY OF THE BUDGET FOR THE YEAR ENDING JUNE 30, 2011**

DEBT SERVICE FUNDS SUMMARY		Actual 2008-09	Adopted 2009-10	Revised 2009-10	Adopted 2010-11
REVENUES					
PROPERTY TAXES					
30010	Property tax current	8,963,506	11,343,114	11,343,114	13,174,583
TOTAL PROPERTY TAXES		8,963,506	11,343,114	11,343,114	13,174,583
USES OF MONEY & PROPERTY					
38000	Interest & inv. revenue	1,423,242	1,605,000	1,605,000	1,290,000
38005	Interest & inv GASB 31	130,448	-	-	-
TOTAL USES OF MONEY & PROPERTY		1,553,690	1,605,000	1,605,000	1,290,000
TRANSFER - OTHER FUNDS					
39120	Transfer-Capital Funds	1,392,062	1,392,062	1,392,062	1,392,062
TOTAL TRANSFER - OTHER FUNDS		1,392,062	1,392,062	1,392,062	1,392,062
TOTAL REVENUES		\$ 11,909,258	\$ 14,340,176	\$ 14,340,176	\$ 15,856,645
USE OF FUND BALANCE/(SURPLUS)		782,883	2,185,000	7,185,000	1,250,000
TOTAL RESOURCES		\$ 12,692,141	\$ 16,525,176	\$ 21,525,176	\$ 17,106,645
EXPENDITURES					
SALARIES & BENEFITS					
TOTAL SALARIES & BENEFITS		-	-	-	-
MAINTENANCE & OPERATIONS					
43110	Contractual services	192,620	791,000	791,000	512,000
47000	Miscellaneous	-	6,000	6,000	-
47050	Interest on bonds	597,741	2,842,850	2,842,850	1,715,763
47051	Accrued interest 2003 tax allo	2,093,615	1,956,240	1,956,240	1,811,990
47052	Accrued interest 2002 tax allo	1,714,864	-	-	-
47053	Interest on loan - L&M	115,947	420,486	420,486	329,818
47058	Accr int cap lease -MSB retrof	80,929	275,535	275,535	225,180
47066	Accrued interest 2010 TABs	-	-	-	1,823,470
47100	Principal	1,400,000	1,500,000	1,500,000	1,600,000
47101	Principal 2003 tax allocation	2,680,000	2,815,000	2,815,000	2,955,000
47102	Principal 2002 tax allocation	2,100,000	2,165,000	2,165,000	2,240,000
47108	Principal cap lease-MSB retrof	1,068,344	1,116,527	1,116,527	1,166,882
47109	Principal on loan - L&M	648,081	2,635,628	2,635,628	2,726,295
49000	Unallocated	-	910	910	247
TOTAL MAINTENANCE & OPERATIONS		12,692,141	16,525,176	16,525,176	17,106,645
TRANSFER - OTHER FUNDS					
48070	Transfer-Internal Service	-	-	5,000,000	-
TOTAL TRANSFER - OTHER FUNDS		-	-	5,000,000	-
TOTAL EXPENDITURES		\$ 12,692,141	\$ 16,525,176	\$ 21,525,176	\$ 17,106,645

THIS PAGE INTENTIONALLY LEFT BLANK

CITY OF GLENDALE CAPITAL IMPROVEMENT PROGRAM

The **Capital Improvement Program (CIP)** is primarily a tool for the long-range planning and programming of the City's capital needs. It provides a method for placing the needs of all City divisions in their appropriate relative priority. Capital improvements are projects of large size, fixed nature, or long life, whose duration do not necessarily correlate to a fiscal year, which provide new public facilities or improvements to existing public facilities or services. Also included in this broad definition of the term are: major replacements and reconstructions, items of large equipment such as fire trucks, furniture and other equipment, when purchased as a part of the initial projects, and acquisition of land needed for projects within and beyond the immediate five-year period.

Due to the size of the Capital Improvement Projects, they are presented on a ten year plan basis, with the "Future Years" column representing a cumulative of five years projections. When the FY 2010-11 City of Glendale budget is adopted by the City Council, only the FY 2010-11 CIP budget is approved and authorized. The process of evaluation is repeated each year with firm authorization for one year. The remaining projects and anticipated appropriations are a general guide for the next four to nine years. Their inclusion in this budget is for informational and planning purposes. Thus, the City government has an annual review of its capital program, and there is assurance that every project undertaken is carefully evaluated in relation to all other needs, so that funds expended will be the most beneficial for the public.

The City of Glendale also prepares a separate Capital Improvement Budget Document (CIP Book), every two years. City staff prioritizes projects in the order of priority category (imperative/essential/important), rankings, project justifications according to need, project scheduling, and funding availability. All City governmental capital improvements are funded on a "pay-as-you-go" or cash basis, but recognize that there may be times when an alternate financing strategy may be appropriate. Each strategy (General Obligation Bonds, Tax Allocation Bond Proceeds, Certificates of Participation, and Lease-back arrangements, etc.) needs to be considered in light of the specific project and the consequences of each financing strategy. Many capital improvement projects will carry over from one fiscal year to the next due to the size of the project. Selected excerpts from the CIP Book is included in this document to present a comprehensive picture of all City's funds and also to reflect the fund transfers approved between the capital funds and other operating funds.

The City will continue to face challenges in finding resources to build and maintain its capital infrastructure at a level that is acceptable to those who live and work in the City. The City's capital improvement budget has been adjusted to adapt to an unstable economic environment. Despite the funding limitations, the City will

CITY OF GLENDALE

CAPITAL IMPROVEMENT PROGRAM

proceed with its significant capital improvement programs for the benefit of the community.

SUMMARY OF CIP APPROPRIATIONS & FUNDING SOURCES

The CIP consists of several funds including the General Fund CIP (Fund 401) and the Gas Tax CIP (Fund 402). These two funds provide the resources for the governmental Capital Improvement Projects.

The FY 2010-11 General Fund CIP includes new appropriations for two Parks projects and three Library projects totaling \$4.3 million, of which \$1.4 million is State grant funding and \$1 million is from Parks mitigation fees. In addition, another \$1.3 million is appropriated for the Municipal Services Building lease payment. Main revenue sources come from the Scholl Canyon Royalty Fee, Parks and Library Mitigation Fee AB1600, grant receivables, and unspent funds from previous projects that have been closed.

The FY 2010-11 Gas Tax CIP includes new appropriations of \$5.2 million to fund four Public Works street projects. The State gas tax is derived from tax collected on each gallon of gasoline purchased in the State of California. Funding is allocated to cities on a shared basis based primarily on population. Gas tax revenues are restricted to be used for construction, improvement, and maintenance of public streets.

Despite the recent budget challenges in the City's General Fund, other major capital projects for redevelopment areas, public transit, parks, library, street, sewer, refuse, electric and water utilities can still proceed because their funding comes from other sources such as the redevelopment tax increment and bonds proceeds, Federal and State and Regional funding sources, and revenue generated from enterprise funds. Total capital improvement appropriations for other funds totaled \$115.4 million for FY 2010-11.

CAPITAL IMPROVEMENT PROJECT HIGHLIGHTS

This section provides an excerpt with operational impacts for each capital improvement project with new appropriations for FY 2010-11 in their respective fund and department. More information about CIP funds summarized in the operating budget can be found in the Department Budget section of this document. A comprehensive list of projects is available in the adopted CIP Book for FY 2010-11 through FY 2019-20.

CITY OF GLENDALE

CAPITAL IMPROVEMENT PROGRAM

Community Services & Parks CIP/Community Development Block Grant (CDBG)

Grant funding is administered by the United States Department of Housing and Urban Development to support local efforts to revitalize neighborhoods. CDBG program expenditures must qualify according to one of the three national objectives: benefit to low and moderate income persons, prevention or elimination of slums and blight, and meeting an urgent community need. The following capital project is approved for the FY 2010-11 CDBG funding.

- *Maryland Mini-Park & Neighborhood Park Expansion*: Community Services & Parks department requested CDBG funding of \$1.5 million to pay for the architectural, project management, and construction costs for the expansion of two southern Glendale neighborhood parks. Improvements include pedestrian walkways, seating and picnic areas, children’s play area, landscaping, lighting, and security fencing.

Glendale Redevelopment Agency CIP/Tax Increment & Bond Proceeds

Redevelopment funding includes revenue from tax increment generated and bond proceeds. Tax increment is revenue generated from the increase in property taxes from properties within the City’s two redevelopment areas that have new construction or a change of ownership. Revenues are used for economic development related projects and activities and housing within the redevelopment areas. All redevelopment projects help alleviate or eliminate blight, which is the primary goal of redevelopment. In addition, redevelopment projects foster economic and social benefits to the overall community and more specifically to the Project Areas. As reported in the Agency’s Five Year Implementation Plan for 2010-2014, the estimated economic benefits of the Agency’s activities in the Central and San Fernando Project Areas combined are as follows: (*Note: This estimate does not include all projects, only those projects where information was available*)

- Number of permanent jobs created:5,691
- Number of short term jobs created:5,409
- Amount of annual tax increment generated: \$13.7 million
- Amount of annual Transient Occupancy Taxes generated: \$2.1 million

Despite the current economic conditions and limited redevelopment resources, Glendale Redevelopment Agency continues funding the following ongoing capital improvement projects in FY 2010-11 to help revitalize the Redevelopment Project Areas and generate new revenues for the City.

CITY OF GLENDALE CAPITAL IMPROVEMENT PROGRAM

- *Block 29/30 (Market Place)*: This is the 160,000 SF regional shopping center with adjacent 1,124 space public parking structure. Location is 100 block of S. Brand Boulevard. FY 2010-11 appropriations of \$25,000 was approved for professional services to assist the Glendale Redevelopment Agency in implementing and monitoring the terms of project agreements including the OPA, DDA and Parking agreement.
- *Alex Theatre*: The historic Alex Theatre is a regional icon located at 216 N. Brand Blvd in the heart of downtown Glendale. Maintaining the Theatre is critical to the preservation of this important economic and culture resource to the City. The Glendale Redevelopment Agency funded the initial purchase and rehabilitation of the Theatre in 1992. Since then, the Agency has implemented capital improvement projects and provided support for this historic building to ensure that it remains a premier performing arts theatre and destination for the downtown area. In April 2007 the Agency approved a long-term capital improvement program for the Theatre to bring the building up to the best standard/condition possible before it is turned over to the City in 2015, when the Project Area is no longer effective. The following projects have been completed since 2007: sound system upgrade, orchestra shell upgrade, waterproofing repairs, replacement of lighting console, replacement of motorized line sets and plumbing fixtures. The Agency is currently planning to refurbish the seats and redesign the open-air forecourt. Over the next five years, the Agency will continue its investment in the Alex by completing the following projects: painting and restoring the front façade, upgrading electrical wiring, replacing the auditorium roof and air conditioning system, installing energy efficient lighting and upgrading the Theatre carpet. In June 2008, the Agency transferred day-to-day management of the Theatre to Glendale Arts, while still retaining ownership. The Glendale Arts Board anticipates that these projects will result in an increase in bookings for the Alex Theatre, which will lead to an increase in revenue and attendance securing long-term the viability of the Theatre. Total funding estimated for this project is \$11.6 million with \$1.11 million appropriated for FY 2010-11.
- *Armenian Society of Los Angeles (ASLA)*: The ASLA is an important cultural and community service provider in the City. Agency assistance included funding and staff support for various construction projects. FY 2010-11 appropriations of \$100,000 was approved for the construction of a mid-block pedestrian cross-walk at S. Louise and the construction of an opening along the Marketplace Public Parking Garage adjacent to the alley located at 117 S. Louise Street.
- *Central Avenue Improvements*: Rebuilding Central Avenue, one of the City's major thoroughfares. This project includes the repaving of the westerly portion of the street between Colorado Street and Glenoaks Blvd. The rebuilding between

CITY OF GLENDALE CAPITAL IMPROVEMENT PROGRAM

Broadway and Sanchez Street will include new curb, gutter, sidewalk, and driveway aprons and planting of street trees. Lastly, Central Avenue between Sanchez and Glenoaks will be repaved. The Agency has already committed \$12 million of tax increment towards the cost of the project and construction is anticipated to begin in Summer 2011.

- Art Installation Program: FY 2010-11 appropriations of \$100,000 was approved to provide funding for this art installation program to be managed and operated by a consultant and would utilize ground floor vacancies as temporary art galleries or show windows. The intent is to activate vacancies and bring more art & culture to the downtown area which is located within the Central Glendale Redevelopment Project Area.
- Museum of Neon Art (MONA): FY 2010-11 appropriations of \$1 million was approved for the rehabilitation of property for occupancy by non-profit culture use. Location is within the Central Glendale Redevelopment Project Area, eastern side of Brand Boulevard between Colorado Street and Harvard Street. This funding will be used to redevelop vacant properties with culture facility that serves to eliminate blight, provides for community culture programs and special events, and provides unique element to activate the Adult Recreation Center connection.
- KABC-7 Set-Aside: Funding available for public improvements in the northern San Fernando Road Corridor per Owner Participation Agreement with Walt Disney World Co. and ABC Holdings Co. located in the San Fernando Road Redevelopment Project Area north of SR 134. Total funding estimated for this project is \$1.1 million with \$99,000 appropriation for FY 2010-11.
- San Fernando Road Façade Improvement Grant: FY 2010-11 appropriations of \$297,500 was approved for this project to provide assistance in the form of a grant with a set maximum limit to assist property/business owners in improving the exterior of their properties. Location is within the San Fernando Road Corridor Redevelopment Project Area. The improved storefronts will create a stronger retail area, contributing toward a more pleasant pedestrian environment and attract more customers.
- GC3 Project Set-Aside: The Grand Central Creative Campus (GC3) is a long-term master plan for the redevelopment of the Grand Central Business Centre (GCBC). Developed in the 1950s, GCBC was one of the country's first planned industrial parks. In 2000, the Walt Disney Company, the Agency, and the City approved a series of agreements providing for the long-term redevelopment of the site. The project provides for the replacement or rehabilitation of the existing 2.45 million square feet (SF) of improvements and the construction of up to an

CITY OF GLENDALE CAPITAL IMPROVEMENT PROGRAM

additional 3.5 million SF of new space, for a total of 5.95 million SF of new and rehabilitated development in a landscaped, creative campus-type of environment. Development is expected over a 25 year period concluding in 2025. The GC3 project will position Glendale in the emerging high-tech, entertainment industry and provide up to 7,800 new full time jobs for the region. Jobs created by the project are estimated to produce more than \$1 billion worth of increased payroll. The project will generate tax increment to fund public infrastructure improvements serving the area, affordable housing, and local school capital improvements and operations, as well as an estimated \$41 million of revenue to the General Fund for City services. The first phase consists of two 3-story Hollywood Art Deco buildings (each 25,000 SF) and was completed in December 2008. This \$40 million first phase is located at the corner of Grandview Avenue and Flower Street. Phase II consists of approximately 250,000 SF of development with the main building facing Flower Street on the north. In July 2008, the design of a childcare facility was approved and the proposed building is aiming to qualify for a LEED gold certification. The facility consists of a 23,000 SF single-story private daycare center serving Disney employees and their family. The facility will be licensed for 236 children with a staff of 77 and 53 surface parking spaces. Total funding estimated for this project is \$11 million with \$605,000 appropriation for FY 2010-11.

- *Central Library Renovation*: This Library CIP project is guided by a vision to enhance the City's civic presence in the downtown area and accommodate changing library service models through exterior and interior design elements that build on the library's relationship to the Americana, Central Park, the new Adult Recreation Center and future development north of the library. The Central Library project would move the entrance from the east to both the north and south sides, execute an interior remodel of the main floor/reading area, and a new HVAC system that would allow the relocation of the building that currently houses the HVAC system to accommodate the planned pass-through from the Americana to Central Park. This project would better position the library as a vibrant hub of information and technology, as well as a civic center and gathering place for the community. The total project budget is \$10 million to be funded by the Agency with the bond proceeds for FY 2008-09 through FY 2011-12. Current appropriation of \$1.65 million is approved for FY 2010-11.

Public Works CIP/Local Transit Assistance (Prop A & C)

In FY 2010-11, the Public Works department continues to allocate funds received from Proposition A, Proposition C, and Proposition C 25% Transit Related Highway Improvement, toward its ongoing capital projects for the City's public transit system.

CITY OF GLENDALE CAPITAL IMPROVEMENT PROGRAM

- *Bus Stop Furnishings (Formerly Bus Benches and Shelters)*: Appropriate passenger waiting areas are needed to complement the transit system operations and improve the streetscape. Bus stop furnishings would help increase accessibility for seniors and the disabled to the bus system. Transit funding of \$16,000 per year from FY 2006-07 to FY 2013-14 and \$25,000 per year from FY 2014-15 to FY 2017-18, for a total of \$228,000, will be provided to accommodate an expanded array of bus stop furnishings beyond shelters and benches. It is an ongoing project to purchase and install bus stop furnishings that includes shelters, benches, trash receptacles, stop poles and signs, customer information, and changeable message signs.
- *Bus Stop Civil Improvements (Formerly Bus Pad Installation)*: Bus pads are placed in the street at bus stop locations to reinforce the pavement under the heavy vehicle during loading and unloading of passengers. Improvements to the bus stop zone will improve ADA access at existing bus stop locations. Transit funding of \$21,000 per year from FY 2006-07 to FY 2013-14 and \$35,000 per year from FY 2014-15 to FY 2017-18, for a total of \$308,000, will be provided to accommodate the expanded scope of civil work to include concrete installation at bus stop zones. This is an ongoing project to construct in-street bus pads adjacent to bus stop locations and to provide concrete installation or repair in bus zones.

General Fund CIP/Parks & Library Projects

- *Park Unanticipated Repairs*: Total CIP funding estimated for this project is \$1.1 million with a \$100,000 appropriation for FY 2010-11 to be used for projects not planned for during the fiscal year. Often these include incidents of vandalism that result in the need for repair or renovation to a portion of a park building, or other park improvement (e.g. drinking fountains, bathrooms, playground equipment). In other situations, the work may stem from winter water damage, vehicle accidents, or underground system failures that damage other park infra-structure.
- *Pacific Park Aquatic Facility*: This project is intended to provide the city with its own recreational aquatic facility to ensure the quality of life. There is a high demand for the use of public pools in the City of Glendale. Currently, the Community Services & Parks Department partners with the School District for the use of Glendale Unified School District's pools on off-seasons for its aquatics program. Construction of a pool at Pacific Park would mitigate the demand for aquatics programming, and provide a permanent location to house the City's aquatics program. The estimated scope of the project is a community pool of about 24 yards, with required decking and restroom, locker, mechanical and staff building spaces. A new "tot lot" would also be

CITY OF GLENDALE CAPITAL IMPROVEMENT PROGRAM

built to replace one dislocated by the new pool. Total funding estimated for this project is \$6.1 million, which is comprised of \$3.2 million in CDBG funding and \$2.9 million in Parks funding. The appropriation of \$2.4 million for FY 2010-11 consists of \$1.4 million in State Prop 40 grants and \$1 million from impact fees.

- **Brand Library Renovation:** Funding will be utilized to renovate 1904 and 1969 infrastructures including seismic retrofit, HVAC, plumbing, electrical, telecommunication upgrades, and ADA access. Staff will develop and implement a space utilization plan for the Library and Art Center as maintenance has been deferred since 1984. The inefficient use of space, public safety issues related to the infrastructure, and the potential of irreparable damage to the historic structure, make this a critical project for the Library. CIP funding of \$1.5 million is anticipated for FY 2010-11 and FY 2011-12 with prior years' appropriations of \$5 million, resulting in total project funding of \$8 million. The schematic design phase of the Brand Library and Art Center was completed. The plans were completed in partnership with the Public Works Department, Gruen Associates, and historic preservation architects, Offenhauser/Mekeel.
- **Chevy Chase Branch Update:** Total CIP funding for this project is \$300,000 for FY 2009-10 and FY 2010-11 (\$150,000 each) to remodel the Chevy Chase Neighborhood Library. This remodel will create revenue generating opportunities and accommodate a new service model that focuses on services to children and their families.
- **Branch Libraries:** Total CIP funding estimated for this Library project is \$1.1 million with \$100,000 appropriated for FY 2010-11. This ongoing project is anticipated to run from FY2009-10 to FY 2019-20 and will provide ongoing maintenance for neighborhood libraries to meet community service needs.

General Fund CIP/Gas Tax/Public Works Projects

- **Street Name Signs Citywide Inventory & Replacement:** Total Gas Tax funding estimated for this Public Works project is \$1.7 million with \$175,000 appropriated for FY 2010-11. This will be used for the inventory of all street name signs and to make replacements as needed per the Federal Highway Administration requirements.
- **Street Resurfacing Program:** This annual ongoing Public Works program is intended to restore the structural integrity to deteriorated streets that will prolong the useful life of the pavement and decrease maintenance costs by overlaying them with rubberized asphalt concrete. Failure to perform

CITY OF GLENDALE CAPITAL IMPROVEMENT PROGRAM

rehabilitation at the proper life cycle interval increases the degree of deterioration, thus requiring a more expensive method of rehabilitation. Total Gas Tax funding estimated for this project is \$34.5 million with \$2.4 million appropriated for FY 2010-11.

- *Gutter Construction Program*: This ongoing Public Works program is intended to reconstruct streets with extensive structural failure that can no longer be rehabilitated economically by surface treatments such as resurfacing or slurry sealing. Total Gas Tax funding estimated for this project is \$19.5 million with \$1.3 million appropriation for FY 2010-11. This appropriation is to be used for construction of concrete gutters on existing streets without gutters and partial funding for the replacement of damaged curbs, gutters and sidewalks as part of the Annual Street Resurfacing Program.
- *Street Reconstruction Program*: This ongoing Public Works program is intended to reconstruct streets with extensive structural failure that can no longer be rehabilitated economically by surface treatments such as resurfacing or slurry sealing. Total Gas Tax funding estimated for this project is \$17.5 million with \$1.2 million appropriated for FY 2010-11. This will be used for street reconstruction by removing the existing pavement bad base material, re-grading and constructing a new base, and pavement with a rubberized asphalt concrete.

Public Work CIP/Landfill Post Closure Fund

As the operator of a solid waste landfill, the City is required to make minimum deposits to a post closure trust fund over the life of the landfill to ensure adequate resources for the 30 years of commitment for post-closure maintenance. The funding is set aside annually for this purpose.

- *Scholl Canyon Landfill Reserve*: Pursuant to Assembly Bill 2248 and the regulations established by the California Integrated Waste Management Board (Board), landfill operators are required to submit an initial cost estimate of closure and post-closure maintenance and to establish a financial mechanism to demonstrate the availability of funding to conduct closure and post-closure maintenance activities. The City selected a trust fund as the financial mechanism and the Board approved this. The City Treasurer was designated as the trustee to ensure that the City set aside the required deposits annually. The City subcontracts with Los Angeles County Sanitation District to operate Scholl Canyon and as part of this contract, the County is responsible for the closure cost of Scholl Canyon. The City is responsible for the post-closure maintenance cost of Scholl Canyon. Based on an estimated average annual filled capacity of 460,000 tons, the Scholl Canyon Landfill has

CITY OF GLENDALE CAPITAL IMPROVEMENT PROGRAM

a remaining life of approximately 11 years. The City records the annual provision for the required landfill deposits as designated cash in the Capital Improvement Fund (Fund 401). Total funding estimated for this project is \$23.2 million with \$1.5 million appropriated annually. The total current cost of landfill closure and post-closure care is an estimate that is subject to change resulting from inflation, deflation, technology, or changes in applicable laws or regulations.

Public Works CIP/Sewer Fund

This is an Enterprise fund that consists of revenue generated from the sewer utility and used to support the expenses of the sewer operation.

- *Corrugated Metal Pipe (CMP) Replacement:* Potential problems arise with drainage passing under City streets and fire roads as certain city locations have corrugated metal pipes in failing or poor condition. Continued deferred maintenance will potentially expose upstream and downstream properties to flood hazards. Recently discovered damaged CMPs require immediate attention especially after the heavy rainstorms. Prior year appropriations of \$625,000 for this project came from General Fund CIP 401. It was decided that Public Works Sewer Fund will begin to fund another \$625,000 in future years to keep this project going for the next five years. The new \$125,000 appropriation for FY 2010-11 will be used for the replacement and/or repair of deficient drainage facilities with recurring drainage problem.
- *Sewer Reconstruction Program:* This project is intended to eliminate the recurring maintenance costs and reduce the burden on City resources, and to minimize the back-up of sewer mains. Total sewer funding estimated for this Public Works project is \$10.1 million with \$730,000 appropriated for FY 2010-11. This will be used for annual reconstruction or line damaged sections of existing sewer mains, and to replace deteriorated manholes and appurtenant structures.
- *Wastewater Capacity Improvement:* In 1997, the City hired Kennedy-Jenks to prepare a City-wide sewer study and analysis. The consultant identified wastewater lines in several City areas as inadequate and in need of an upgrade. This annual Public Works project supplements the City's annual sewer replacement program by replacing segments of substandard sanitary sewers. Total funding estimated for this project is \$7 million with \$510,000 appropriated for FY 2010-11. This appropriation will replace existing substandard sewer main with larger pipes, modify and/or replace manholes, repair sewer connections to private property, and repair and replace traffic signal loop detectors and private water services.

CITY OF GLENDALE CAPITAL IMPROVEMENT PROGRAM

- *Stormwater Pollutant Treatment System*: The Environmental Protection Agency (EPA) and Regional Water Quality Board mandate compliance with upcoming Total Maximum Daily Load (TMDL). Total sewer funding estimated for this Public Works project is \$7.3 million with \$800,000 appropriated for FY 2010-11 that will be used for design and construction of low flow diversion in place of the treatment process devices.
- *Hyperion Wastewater System*: Glendale wastewater is transported via a conveyance system to the Los Angeles/Glendale Water Reclamation Plant (LAGWRP) with bypass and downstream discharge transported to the Hyperion Treatment Plant. LAGWRP removes water for irrigation uses and Glendale shares in 50% of the associated cost. Hyperion removes/disposes sludge and treats the remaining water in accordance with the Environmental Protection Agency (EPA), and the State Water Quality Control Board (SWQCB) standards. Glendale shares approximately 4.6% of the associated costs at Hyperion. Total funding estimated for this Public Works project is \$59 million with \$6 million appropriated for FY 2010-11. This will be used for the capital upgrade of the Hyperion Wastewater Treatment Plant and Conveyance System Facilities to meet federal and state standards.
- *Los Angeles-Glendale Water Reclamation Plant (LAGWRP)*: Total sewer funding estimated for this Public Works project is \$60 million with \$5 million appropriated for FY 2010-11 that will be used for the capital upgrade of the LAGWRP and conveyance system facilities to meet federal and state standards.
- *Emergency Sewer and Storm Drain Repair Program*: The total sewer funding estimated for this Public Works project is \$1.7 million with prior years' appropriations of \$1.2 million, current appropriation of \$100,000 for FY 2010-11, and the remaining estimated funding is anticipated for the project to last through FY 2014-15. The program is intended to establish a list of emergency sewer and drain repair contractors in preparation for emergency situations where the City will have the ability to mobilize contractors that can respond quickly to the sites.
- *Glenoaks Blvd/Adams St Storm Drain System*: This Public Works project is intended to reduce the existing traffic hazard by eliminating the dip at the signalized intersection at Verdugo Road and Glenoaks Blvd. Total sewer funding estimated for this project is \$690,000 with \$550,000 appropriated for FY 2010-11. This appropriation will be used for the installation of reinforced concrete pipes; construction of new catch basins, manholes, and junction structures; reconstructions of the easterly portion of the intersection at

CITY OF GLENDALE CAPITAL IMPROVEMENT PROGRAM

Verdugo Road and Glenoaks Blvd located on Glenoaks Blvd between Verdugo and Adams; and Adams St between Glenoaks Blvd and Monterey Road.

- San Fernando Road and Highland Avenue Storm Drain: Total sewer funding for this Public Works project is the \$675,000 current appropriation for FY 2010-11 to be used for storm drain system construction, construction management and inspection costs along with necessary contingencies.
- Glenmore Blvd Storm Drain System: Total sewer funding estimated for this Public Works project is \$1.3 million with \$260,000 appropriated beginning in FY 2010-11. This will be used for the installation of reinforced concrete pipes and construction of new catch basins, manholes and junction structures, and construction of a City maintained debris basin. The location is on Glenmore Blvd between Chevy Chase Drive and northerly terminus.

Public Works CIP/Refuse Disposal Fund

This is an Enterprise fund that consists of revenue generated from the refuse utility and used to support the expenses of the refuse operation.

- Scholl Canyon Landfill Expansion Environmental Impact Study: Total refuse funding for this Public Works project is \$1,020,000 appropriation for FY 2010-11 for the purpose of conducting a study and obtaining the Environmental Impact Report (EIR) for the expansion of Scholl Canyon Landfill.

Glendale Water & Power CIP/Electric Utility

This is an enterprise fund that consists of revenue generated by the electric utility and used to finance expenses of the electric operation. FY 2010-11, the capital improvement program appropriations for Electric Utility is approximately \$54.1 million for the following projects in production, transmission, and distribution plant to ensure a reliable power supply under severe legislative/regulatory controls and restrictions:

Grayson Power Plant Steam Unit	\$2,754,200
Grayson Power Plant Gas Unit	\$955,400
Grayson Power Plant Balance Of Plant & Auxiliary Improvements.....	\$408,000
Transmission Capital Improvements.....	\$427,000
Distribution System Expansion	\$1,611,000
Distribution System Reliability Improvement	\$3,580,200
Distribution System Modification/Replacement.....	\$3,296,500
Electric Meters & Services	\$2,660,700

CITY OF GLENDALE CAPITAL IMPROVEMENT PROGRAM

Distribution System OH/UG Conversion	\$3,819,704
Distribution System 4-12kV Conversion.....	\$1,500,100
Street Light System Capital	\$437,700
Advance Meter Infrastructure (AMI)	\$24,407,500
Electric General Plant Capital	\$3,964,100
General Plant Capital – Common Facilities	\$4,237,500

Glendale Water & Power CIP/Water Utility

This is an enterprise fund consisting of revenue generated from the water utility and used to support the expense of the water operation. FY 2010-11 capital improvement program appropriations for the Water Utility is approximately \$25.6 million for the following projects in production, pumping, transmission and distribution plant to maximize the production of local water resources and the efficiency of water usage:

Public Water Source Improvements.....	\$2,607,700
Water Pumping Plant Improvements	\$2,555,200
Water Quality & Treatment Improvements	\$1,749,400
Water Reservoirs/Tanks	\$1,018,100
Water Mains, Hydrants, Services, Meters & AMI	\$15,498,942
Recycled Water Reservoir/Tanks/Mains	\$53,800
Cityworks Computerized Maintenance Management System.....	\$660,200
General Plant Capital – Common Facilities	\$1,412,500

The following pages provide the General Fund Capital Improvement Program (Fund 401) Summary and a detailed listing of projects in all CIP funds for the fiscal years ending June 30, 2011 through June 30, 2020.

CITY OF GLENDALE
GENERAL FUND CAPITAL IMPROVEMENT PROGRAM - FUND 401
(in Thousands)

	FY 09-10 Adopted	FY 09-10 Revised	FY 10-11 Adopted	FY 11-12 Projected	FY 12-13 Projected	FY 13-14 Projected	FY 14-15 Projected	Future Years 2016-20	Estimated Totals 2010-20
Capital Improvement Fund (401) - Recurring Resources									
Sales Tax	929	969	-	1,000	1,030	1,082	1,136	6,589	11,805
ERAF in Lieu of Sales Tax	166	232	-	200	206	216	227	1,318	2,399
Scholl Canyon Host Fee	2,800	2,205	-	-	-	-	-	-	2,205
Scholl Canyon Royalty Fee	4,020	3,500	2,520	2,659	2,805	2,959	3,122	18,382	35,946
Parks Mitigation Fee (AB1600)	-	1,100	1,071	45	45	45	45	225	2,576
Library Mitigation Fee (AB1600)	-	7	5	5	5	5	5	25	57
Miscellaneous Revenue	-	42	-	-	-	-	-	-	42
TOTAL RECURRING RESOURCES	\$ 7,915	\$ 8,055	\$ 3,596	\$ 3,909	\$ 4,091	\$ 4,307	\$ 4,535	\$ 26,538	\$ 55,030
Capital Improvement Fund (401) - Non-Recurring Resources									
Transfer-General Fund	-	-	-	-	-	1,500	1,500	7,500	10,500
Transfer - Police Building CIP (one time)	1,182	1,182	-	-	-	-	-	-	1,182
Grant Receivable - Pacific Pool	-	-	1,422	-	-	-	-	-	1,422
GRA Bond Proceeds	25,000	-	-	-	-	-	-	-	-
TOTAL ALL RESOURCES	\$ 34,097	\$ 9,237	\$ 5,018	\$ 3,909	\$ 4,091	\$ 5,807	\$ 6,035	\$ 34,038	\$ 68,134
Capital Improvement Fund (401) - Expenditures & Transfers									
Capital Project Expenditures	12,975	6,368	3,174	5,200	4,300	5,000	5,000	28,200	57,242
Capital Project Expenditures (Mitigation AB1600)	-	1,107	1,076	50	50	50	50	250	2,633
Transfer to Financial System Operation Fund	300	300	-	-	-	-	-	-	300
Transfer to Wireless Comm. System Operation Fund	1,750	1,750	-	-	-	-	-	-	1,750
MSB Lease Payments (7 yrs payments, ends in FY2013-14)	1,392	1,392	1,392	1,392	1,392	1,392	-	-	6,960
Transfer Scholl Cyn Assessment to General Fund	2,800	2,200	-	-	-	-	-	-	2,200
To Be Programmed & Contingency	250	-	-	-	-	-	-	-	-
TOTAL EXPENDITURES & TRANSFERS	\$ 19,467	\$ 13,117	\$ 5,642	\$ 6,642	\$ 5,742	\$ 6,442	\$ 5,050	\$ 28,450	\$ 71,085
Estimated Annual Surplus / (Shortfall)	14,630	(3,880)	(624)	(2,733)	(1,651)	(635)	985	5,588	(2,952)
Estimated Beginning Fund Balance	(261)	14,240	374	(0)	0	0	0	985	14,240
Remaining Appropriations from prior year carryovers	-	(62,518)	-	-	-	-	-	-	(62,518)
Deappropriation of prior year carryovers	-	-	250	2,734	1,651	635	-	-	5,270
Capital projects moving to GRA Bond Fund 247	-	14,600	-	-	-	-	-	-	14,600
Unbilled Grant	-	37,932	-	-	-	-	-	-	37,932
REVISED ESTIMATED ENDING FUND BALANCE	\$ 14,369	\$ 374	\$ (0)	\$ 0	\$ 0	\$ 0	\$ 985	\$ 6,572	\$ 6,572

CITY OF GLENDALE
CAPITAL IMPROVEMENT PROGRAM - ALL FUNDS
SUMMARY OF PROJECTS BY FUND

Project	Fund-Project	Prior Years Appropriations	FY 10-11 Adopted	FY 11-12 Projected	FY 12-13 Projected	FY 13-14 Projected	FY 14-15 Projected	Future Years FY 16-20	Estimated Project Total
FUND 201 - COMMUNITY DEVELOPMENT FUND									
Pacific Park Neighborhood Pool	201-G68303 & G69303 & G610303	3,197,058							3,197,058
Maryland Mini-Park & Neighborhood Park Expansion	201-G611303		1,500,000						1,500,000
Roosevelt Middle School Parkway Improvements/Acacia Pkwy	201-G610121	85,764							85,764
FUND 201 TOTALS		\$ 3,282,822	\$ 1,500,000						\$ 4,782,822
FUND 240, 241, 242, 245, 246 - GLENDALE REDEVELOPMENT AGENCY									
Block 24/25 Rehab	240-50255	7,773,672							7,773,672
800 North Central	240-50259	4,950,668							4,950,668
Glendale City Center	240-50262	450,513							450,513
DPSS Site	240-50265	3,907,405							3,907,405
Block 29/30	240-50266	4,830,824	25,000						4,855,824
Alex Theatre	240-50273	6,668,575	1,110,000	765,000	545,000	635,000		1,910,000	11,633,575
Downtown Green Space	240-50975	469,714							469,714
Freeway Landscape	240-50978	200,000							200,000
Town Center 2001	240-51145	44,321,341							44,321,341
CA Central Office Project	240-51220	31,941							31,941
Downtown Development Standards	240-51288	1,133,000							1,133,000
Citywide Public Signage Program	240-51299	50,000							50,000
Town Center/ARC Connection	240-51331	1,210,000							1,210,000
Central Glendale Area Facade	240-51338	606,000							606,000
Galleria Expansion	240-51451	175,000							175,000
Central Ave SR134 Off Ramp	240-51452	1,200,000							1,200,000
Armenian Society of LA	240-51484	20,000	100,000						120,000
Orange Street Garage	240-51530	65,000							65,000
Verdugo Gardens-610 N. Central	240-51575	20,000							20,000
Brand at 134 Fwy Mixed Use Prj	240-51576	25,000							25,000
Agency Development Site	240-51577	120,191							120,191
Intracorp Orange/Wilson Mixed	240-51578	10,000							10,000
Milford & Orange Project	240-51580	20,000							20,000
Brand Boulevard Capital Costs	240-51590	312,000							312,000
Central Avenue Improvements	240-51726	-	12,000,000						12,000,000
Environmental Graphics	240-51752	67,471							67,471
Art Installation Program	240-51768	83,000	100,000						183,000
Museum of Neon Art (MONA)	240-51771	-	1,000,000						1,000,000
DreamWorks	241-50269	200,000							200,000
San Fernando Streetscape	241-50277	6,562,000							6,562,000
Flower Street Rail Crossing	241-50809	678,829							678,829
KABC-7 Set-Aside	241-51223	288,000	99,000	102,000	104,000	106,000		424,000	1,123,000
San Fernando Rd. Facade Improvement Grant	241-51356	921,466	297,500						1,218,966
Griffith Manor Park	241-51391	3,000,000							3,000,000
Broadway & Doran Sts RR Improv	241-51655	2,000,000							2,000,000
Town Center 2001	244-51145	40,590,127							40,590,127
Town Center/ARC East Brand Con	244-51331	172,962							172,962
Southside Colorado Streetscape	244-51392	651,150							651,150
GC3 Project Set-Aside	245-51222	3,360,000	605,000	983,000	984,000	1,006,000		4,024,000	10,962,000
Flower Street Rail Crossing	246-50809	4,821,000							4,821,000
SR134/San Fernando Rd Access	246-51610	230,000							230,000
Grandview Railroad Crossing Improvements	246-51661	3,500,000							3,500,000
FUND 240, 241, 242, 245, 246 TOTALS		\$ 145,696,849	\$ 15,336,500	\$ 1,850,000	\$ 1,633,000	\$ 1,747,000		\$ 6,358,000	\$ 172,621,349

CITY OF GLENDALE
CAPITAL IMPROVEMENT PROGRAM - ALL FUNDS
SUMMARY OF PROJECTS BY FUND

Project	Fund-Project	Prior Years Appropriations	FY 10-11 Adopted	FY 11-12 Projected	FY 12-13 Projected	FY 13-14 Projected	FY 14-15 Projected	Future Years FY 16-20	Estimated Project Total
FUND 247 - GLENDALE REDEVELOPMENT 2010 TAX ALLOCATION BONDS									
ARC Improvements	247-50254	7,000,000							7,000,000
Central Library Renovation	247-51318	4,400,000	1,650,000	3,900,000					9,950,000
Town Center/ARC East Brand Connection	247-51331	4,500,000							4,500,000
Columbus Soccer Field	247-51668	3,200,000							3,200,000
FUND 247 TOTALS		\$ 19,100,000	\$ 1,650,000	\$ 3,900,000					\$ 24,650,000
FUND 250 - LOCAL TRANSIT ASSISTANCE (PROP A&C) - PUBLIC WORKS									
Bus Maint/Compressed Natural Gas Fueling Facility	250-50824	12,100,000							12,100,000
Bus Pad Installation 02-03	250-51335	201,000							201,000
Bus Stop Schedule Cases	250-51582	200,000							200,000
Universal Fare System	250-51583	445,000							445,000
Bus Stop Furnishings (Formerly Bus Benches and Shelters)	250-51587	64,000	16,000	16,000	16,000	16,000		100,000	228,000
Bus Stop Civil Improvements (Formerly Bus Pad Installation)	250-51588	84,000	21,000	21,000	21,000	21,000		140,000	308,000
FUND 250 TOTALS		\$ 13,094,000	\$ 37,000	\$ 37,000	\$ 37,000	\$ 37,000		\$ 240,000	\$ 13,482,000
FUND 401 - GENERAL FUND CAPITAL IMPROVEMENT PROGRAM									
City Hall Renovation	401-51187	140,589							140,589
401-Management Services Sub-Total		140,589							140,589
Document Storge Program	401-50009	959,260							959,260
Radio Site Power Systems	401-51556	287,905							287,905
Citywide Network Upgrade	401-51558	600,000							600,000
City Services Interface	401-51628	60,000							60,000
Crime Analysis System - GIS	401-51664	60,000							60,000
401-Information Services Sub-Total		1,967,165							1,967,165
Replace Police CAD Syst	401-50026	3,627,000							3,627,000
Document Image & Storage-Police	401-51370	300,000							300,000
Vehicle Mounted Video System	401-51560	320,672							320,672
401-Police Sub-Total		4,247,672							4,247,672
Fire Station 29 Reconstruction	401-51559	1,050,000		750,000	3,000,000				4,800,000
Fire Station 26 Reconstruction	401-51679	300,000							300,000
Fire Regional Training Center	401-51729	500,000							500,000
Training Center Burn Bldg Reco	401-51763	150,000							150,000
401-Fire Sub-Total		2,000,000		750,000	3,000,000				5,750,000
Rte 134 Freeway Ramp	401-50076	659,020							659,020
Flower Street Rail Crossing	401-50809	1,605,000							1,605,000
TDA funds for CIP	401-50830	914,058							914,058
Security System Upgrade	401-51305	246,000							246,000
Old Police Building Remodeling	401-51371	2,380,336							2,380,336
Interstate 5/Western Interchan	401-51429	12,355,000							12,355,000
Signal Power Backup System	401-51436	350,000							350,000
ADA Facility Modifications	401-51490	1,429,308		250,000	250,000	250,000	250,000	1,250,000	3,679,308
Crosswalk Safety	401-51492	6,610							6,610
Corrugated Metal Pipe (CMP) Replacement	401-51494	625,000							625,000
Street Resurfacing Program	401-51562	400,000				500,000	500,000	2,000,000	3,400,000
Street Reconstruction Program	401-51564	603,610				2,250,000	4,000,000	18,250,000	25,103,610
Flower Street Widening	401-51630	2,242,000							2,242,000
Gladys Drive Slope Repair	401-51665	1,014,357							1,014,357
Sleepy Hollow Slope Repair	401-51666	350,000							350,000
Remodel MSB First Floor	401-51671	500,000							500,000
Gladys Drive Slope Repair	401-G51530	90,458							90,458
Greenwich Street Slope Repair	401-G51532	389,670							389,670
Riverdale-Maple PLACE Grant	401-G51562	20,000							20,000

CITY OF GLENDALE
CAPITAL IMPROVEMENT PROGRAM - ALL FUNDS
SUMMARY OF PROJECTS BY FUND

Project	Fund-Project	Prior Years Appropriations	FY 10-11 Adopted	FY 11-12 Projected	FY 12-13 Projected	FY 13-14 Projected	FY 14-15 Projected	Future Years FY 16-20	Estimated Project Total
SR-134/SFR Access & Safety Prg	401-G51647	31,375,000							31,375,000
Traf Lght Sync-Glendale/Verdugo	401-G51688	2,670,664							2,670,664
Traff Light Sync - Brand Blvd	401-G51689	910,470							910,470
Traff Light Sync-Colorado/SFR	401-G51690	1,381,256							1,381,256
I-5/SR134 Congestion MGMT	401-G51697	814,000							814,000
Fiber Optic Interconnect-IEN	401-G51698	1,568,162							1,568,162
ARRA Caltrans Tier I Projects	401-G51703	3,898,340							3,898,340
401-Public Works Sub-Total		68,798,320	-	250,000	250,000	3,000,000	4,750,000	21,500,000	98,548,320
Parks Development	401-50087	4,430,172							4,430,172
Adult Recreation Center Improvements	401-50254	4,280,568							4,280,568
Civic Auditorium Landscaping	401-50966	753,972							753,972
Elementary School Park Imp	401-51316	561,000							561,000
Park Upgrades 2004-05	401-51438	1,607,857							1,607,857
ADA Facility Mod-Parks	401-51497	278,212							278,212
Stengel BallField Renovation	401-51566	86,227							86,227
Maple Park	401-51567	4,399,000							4,399,000
Cedar Park Development	401-51570	816,000							816,000
Pacific Park Aquatic Facility	401-51605	534,697	2,400,113						2,934,810
Tax Defaulted Prop Purchase	401-51614	365,000	-	-	100,000	100,000	100,000	300,000	965,000
Maryland Mini Park Development	401-51624	1,000,000							1,000,000
Stengel Field Bleachers	401-51625	320,000							320,000
Rockhaven Rehabilitation	401-51658	1,250,000	-						1,250,000
Freeway Parksite A	401-51667	500,000						3,000,000	3,500,000
Columbus Soccer Field	401-51668	400,000							400,000
Tennis Courts	401-51669	658,822							658,822
Park Safety and Security	401-51675	711,000							711,000
Lighting Improvements at Glorietta	401-51705	400,000							400,000
Civic Auditorium Traffic Improvements	401-51706	84,527							84,527
Parks Unanticipated Repairs	401-51707	100,000	100,000	100,000	100,000	100,000	100,000	500,000	1,100,000
Maple Park Children's Splash Playground	401-51708	120,000							120,000
Brand Park Restroom Renovation	401-51709	150,000							150,000
Brand Park Restroom Replacement	401-51710	250,000							250,000
Brand West Playground Equipment	401-51711	250,000							250,000
Palmer Park Playground Equipment	401-51712	250,000							250,000
Verdugo Park Renovations	401-51713	-				1,000,000		1,000,000	2,000,000
Babe Herman Renovation	401-51714	-	-	500,000					500,000
Pacific Park Playground & Water Play	401-51715	-				500,000			500,000
Fremont Park Upgrade	401-51716	-	-	300,000				650,000	950,000
Nibley Park Restroom Renovation	401-51717	-						250,000	250,000
Dunsmore Park Restroom	401-51718	-						250,000	250,000
Civic Auditorium Floor Upgrade	401-51719	-		500,000					500,000
Sports Complex Playground Equipment	401-51720	-						250,000	250,000
New York Park Playground Equipment	401-51721	-						250,000	250,000
Dunsmore Park Playground Equipment	401-51722	-				250,000			250,000
Maple Park Playground Equipment	401-51723	-		250,000					250,000
PARKS BART	401-51753	215,000							215,000
Griffith Mano Traffic Improvement	401-51764	130,000							130,000
LeMesnager Barn	401-G51408	200,000							200,000
Deukmejian Barn 05-06	401-G51637	1,000,000							1,000,000

CITY OF GLENDALE
CAPITAL IMPROVEMENT PROGRAM - ALL FUNDS
SUMMARY OF PROJECTS BY FUND

Project	Fund-Project	Prior Years Appropriations	FY 10-11 Adopted	FY 11-12 Projected	FY 12-13 Projected	FY 13-14 Projected	FY 14-15 Projected	Future Years FY 16-20	Estimated Project Total
Le Mesnager Barn Grant -Prop 8	401-G51694	425,000							425,000
Glendale Riverwalk Phase I	401-G51699	173,000							173,000
Youth Overnight Campground	401-G51734	50,000							50,000
Master Planning Riverwalk Phase I	401-G51736	102,500							102,500
Recreational Trail Program	401-G51754	196,102							196,102
LA County Competitive Trail	401-G51755	123,472							123,472
401-Parks Sub-Total		27,172,129	2,500,113	1,650,000	200,000	1,950,000	200,000	6,450,000	40,122,242
Metro Loma Public Art WFH Grant	401-G51652	11,675							11,675
401-Community Development Sub-Total		11,675							11,675
Brand Library Renovation	401-50094	5,025,001	1,500,000	1,500,000					8,025,001
Renovate Existing Libraries	401-51318	688,000	-	-					688,000
SE Glendale Storefront Library	401-51534	571,700							571,700
Casa Verdugo Branch Library	401-51572	534,600							534,600
Montrose Branch Library	401-51670	1,000,000		1,000,000	800,000				2,800,000
Chevy Chase Branch Update	401-51724	150,000	150,000						300,000
Branch Libraries	401-51725	100,000	100,000	100,000	100,000	100,000	100,000	500,000	1,100,000
Workforce Housing Prog Grant	401-G51541	312,353							312,353
401-Library Sub-Total		8,381,654	1,750,000	2,600,000	900,000	100,000	100,000	500,000	14,331,654
FUND 401 TOTALS		\$ 112,719,203	\$ 4,250,113	\$ 5,250,000	\$ 4,350,000	\$ 5,050,000	\$ 5,050,000	\$ 28,450,000	\$ 165,119,316

FUND 402 - GENERAL FUND CIP - GAS TAX - PUBLIC WORKS

San Fernando Corridor ITS	402-51285	2,071,140							2,071,140
ADV Traveler Info System	402-51286	173,400							173,400
Regionwide Incidnt Mgmt Start	402-51287	523,340							523,340
Pavement Manag System (GPMS)	402-51366	270,000							270,000
Signal Power Backup System	402-51388	435,400							435,400
Intelligent Trans Sys Comp	402-51446	100,000							100,000
New Traffic Signals	402-51498	26,007							26,007
Street Resurfacing Program	402-51500	11,808,434	2,444,000	2,463,000	2,483,000	2,505,000	2,505,000	10,245,000	34,453,434
Gutter Construction Program	402-51501	7,063,865	1,347,000	1,358,000	1,369,000	1,380,000	1,380,000	5,646,000	19,543,865
Street Reconstruction Program	402-51502	6,457,978	1,197,000	1,207,000	1,217,000	1,227,000	1,227,000	5,017,000	17,549,978
Street Name Signs Citywide Inventory & Replacement	402-51728	837,720	175,000	175,000	175,000	175,000	175,000	700,000	2,412,720
San Fern Rd Rehab, Phase I/II	402-G51649	3,331,979							3,331,979
Glenoaks Blvd Rehab - Con/CE	402-G51659	4,003,128							4,003,128
I-5/SR134 Congestion MGMT	402-G51697	204,000							204,000
Fiber Optic Interconnect-IEN	402-G51698	290,840							290,840
Rubberized Asphalt Concrete 0708	402-G51765	48,250							48,250
Prop 1B, FY 09-10	402-G51766	3,152,386							3,152,386
FUND 402 TOTALS		\$ 40,797,867	\$ 5,163,000	\$ 5,203,000	\$ 5,244,000	\$ 5,287,000	\$ 5,287,000	\$ 21,608,000	\$ 88,589,867

FUND 403 - LANDFILL POSTCLOSURE FUND

Scholl Canyon Landfill Reserve	403-501	9,700,000	1,500,000	1,500,000	1,500,000	1,500,000	1,500,000	6,000,000	23,200,000
FUND 403 TOTALS		\$ 9,700,000	\$ 1,500,000	\$ 1,500,000	\$ 1,500,000	\$ 1,500,000	\$ 1,500,000	\$ 6,000,000	\$ 23,200,000

CITY OF GLENDALE
CAPITAL IMPROVEMENT PROGRAM - ALL FUNDS
SUMMARY OF PROJECTS BY FUND

Project	Fund-Project	Prior Years Appropriations	FY 10-11 Adopted	FY 11-12 Projected	FY 12-13 Projected	FY 13-14 Projected	FY 14-15 Projected	Future Years FY 16-20	Estimated Project Total
FUND 520 - PARKING FUND - PUBLIC WORKS									
Orange St Garage Sec Cameras	520-50972	100,000							100,000
Downtown Development Standards	520-51288	60,000							60,000
Civic Ctr Park Structure Rep	520-51456	310,000							310,000
Parking Lot Resurfacing & Refurbishment	520-51508	300,000		100,000		100,000		200,000	700,000
Exchange Parking Str. Impr.	520-51584	800,000							800,000
Exchange Parking Structure Ent	520-51585	50,000							50,000
Marketplace Camera Upgrade	520-51586	100,000							100,000
Parking Lot Meter Pay Stations	520-51631	1,290,000							1,290,000
FUND 520 TOTALS		\$ 3,010,000		\$ 100,000		\$ 100,000		\$ 200,000	\$ 3,410,000
FUND 525 - SEWER FUND - PUBLIC WORKS									
Doran Pump Stat Rehab	525-50098	727,000							727,000
Bus Maint/Natural Gas Facility	525-50824	105,500							105,500
Corrugated Metal Pipe (CMP) Replacement	525-51494	-	125,000	125,000	125,000	125,000	125,000		625,000
LAGWRP & Hyperion Upgrade	525-51509	33,600,000							33,600,000
Sewer Reconstruction Program	525-51510	2,731,120	730,000	765,000	805,000	845,000	887,000	3,387,880	10,151,000
Wastewater Capacity Improvement	525-51511	2,260,175	510,000	535,000	565,000	590,000	620,000	1,964,825	7,045,000
Stormwater Pollutant Treatment System	525-51632	900,000	800,000	800,000	800,000	800,000	800,000	2,400,000	7,300,000
Arch Place Storm Drain Ext.	525-51633	200,000							200,000
Canada Blvd. Storm Drain System	525-51634	2,050,000							2,050,000
Victory Tr. Blvd. WW Cap Impr	525-51662	4,210,800							4,210,800
FY 07-08 SS Cleaning & Video	525-51663	290,000							290,000
Hyperion Wastewater System	525-51673	11,000,000	6,000,000	6,000,000	6,000,000	6,000,000	6,000,000	18,000,000	59,000,000
LA-Glendale Water Reclam Plant (LAGWRP)	525-51674	12,000,000	5,000,000	5,500,000	5,500,000	6,000,000	7,000,000	19,000,000	60,000,000
MSB Buidling Retrofit	525-51677	1,100,000							1,100,000
Emer. Sewer and SD Repair Prog	525-51686	1,200,000	100,000	100,000	100,000	100,000	100,000		1,700,000
Glenoaks Blvd/Adams St. Storm Drain System	525-51730	140,000	550,000						690,000
San Fernando & Western Storm D	525-51756	600,000							600,000
San Fernando Highland Storm Drain	525-51772	-	675,000						675,000
Glenmore Blvd. Storm Drain System	525-51775	-	260,000	1,040,000					1,300,000
FUND 525 TOTALS		\$ 73,114,595	\$ 14,750,000	\$ 14,865,000	\$ 13,895,000	\$ 14,460,000		\$ 44,752,705	\$ 191,369,300
FUND 530 - REFUSE DISPOSAL FUND - PUBLIC WORKS									
Bus Maint/Natural Gas Facility	530-50824	105,500							105,500
Recycling Center	530-51732	-			1,000,000				1,000,000
Public Works Garage CNG Updates (Payback Sewer Fund)	530-51733	250,000							250,000
SC Landfill Expansion Environmental Impact Study	530-51774	-	1,020,000						1,020,000
FUND 530 TOTALS		\$ 355,500	\$ 1,020,000		\$ 1,000,000				\$ 2,375,500

CITY OF GLENDALE
CAPITAL IMPROVEMENT PROGRAM - ALL FUNDS
SUMMARY OF PROJECTS BY FUND

Project	Fund-Project	Prior Years Appropriations	FY 10-11 Adopted	FY 11-12 Projected	FY 12-13 Projected	FY 13-14 Projected	FY 14-15 Projected	Future Years FY 16-20	Estimated Project Total
GLENDALE WATER & POWER - ELECTRIC UTILITY									
Grayson Power Plant Steam Unit			2,754,200	2,685,500	561,200	1,355,000	102,000	1,350,000	8,807,900
Grayson Power Plant Gas Unit			955,400	2,588,100	1,361,200	3,947,700	159,400	54,444,200	63,456,000
Grayson Power Plant BOP & Auxiliary			408,000	150,000	100,000	235,000	145,900	61,657,900	62,696,800
Transmission Capital Improvements			427,000	375,500	387,200	519,100	416,500	1,854,600	3,979,900
Production Plant Sub-Total			4,544,600	5,799,100	2,409,600	6,056,800	823,800	119,306,700	138,940,600
Distribution System Expansion			1,611,000	4,886,500	5,459,700	3,480,400	2,041,100	30,942,588	48,421,288
Distribution System Reliability Improvement			3,580,200	2,166,400	7,125,500	7,339,000	1,383,000	50,247,817	71,841,917
Distrib System Modifications/Replacement			3,296,500	1,238,500	4,425,100	6,064,900	4,824,400	5,101,062	24,950,462
Electric Meters & Services			2,660,700	1,769,200	1,869,900	1,975,300	1,750,000	34,347,299	44,372,399
Distribution Sys OH/UG Conversion			3,819,704	500,000	500,000	500,000	500,000	5,851,676	11,671,380
Distribution Sys 4-12kV Conversion			1,500,100	12,903,800	1,020,500	1,106,200	-	5,453,894	21,984,494
Street Light System Capital			437,700	450,900	464,300	478,300	492,600	7,357,146	9,680,946
Advanced Metering Infrastructure			24,407,500	11,414,600	7,070,400	856,700	-	-	43,749,200
Transmission and Distribution Plant Sub-Total			41,313,404	35,329,900	27,935,400	21,800,800	10,991,100	139,301,482	276,672,086
Electric General Plant Capital			3,964,100	1,368,100	303,300	1,514,300	338,700	-	7,488,500
General Plant Capital - Common Facilities			4,237,500	557,400	99,500	57,400	109,700	20,240,300	25,301,800
ELECTRIC WORKS TOTALS			\$ 54,059,604	\$ 43,054,500	\$ 30,747,800	\$ 29,429,300	\$ 12,263,300	\$ 278,848,482	\$ 448,402,986
GLENDALE WATER & POWER - WATER UTILITY - PRODUCTION, PUMPING, TRANSMISSION & DISTRIBUTION PLANT									
Public Water Source Improvements			2,607,700	655,000	1,190,100	477,200	501,600	722,967	6,154,567
Water Pumping Plant Improvements			2,555,200	1,638,200	545,800	27,800	28,600	200,733	4,996,333
Water Quality & Treatment Improvements			1,749,400	3,504,900	757,800	536,400	430,700	574,967	7,554,167
Water Reservoirs/Tanks			1,018,100	744,600	829,500	474,700	488,900	597,700	4,153,500
Water Mains, Hydrants, Services & Meters			15,498,942	3,076,800	6,443,600	7,694,100	8,301,100	5,798,500	46,813,042
Recycled Water Reservoir/Tanks/Mains			53,800	117,400	120,600	688,700	128,100	312,467	1,421,067
Cityworks Computerized Maintenance Management System			660,200	77,300	79,500	82,000	84,400	60,100	1,043,500
General Plant Capital - Common Facilities			1,412,500	185,800	33,100	19,100	36,600	2,027,600	3,714,700
WATER WORKS TOTALS			\$ 25,555,842	\$ 10,000,000	\$ 10,000,000	\$ 10,000,000	\$ 10,000,000	\$ 10,295,034	\$ 75,850,876
CIP GRAND TOTALS			\$ 420,870,835	\$ 124,822,059	\$ 85,759,500	\$ 68,406,800	\$ 67,610,300	\$ 396,752,221	\$ 1,213,854,015

CITY OF GLENDALE
CAPITAL IMPROVEMENT PROJECTS
SUMMARY OF PROJECT BUDGET & EXPENDITURES BY FUND AS OF JUNE 30, 2010

Project	Project Description	A Overall Project/Grant Budget	B Expenditures to Date Total (D+E)	C Remaining balance (A-B)	D Prior years Expenditures	E FY 2009-10 Expenditures
FUND 201 - COMMUNITY DEVELOPMENT						
G610121	Roosevelt Middle Sch Pkwy Impr	85,764	80,764	5,000	-	80,764
G610303	Pacific Park Pool Project	1,500,000	32,140	1,467,860	-	32,140
G68303	Pacific Park Pool	800,000	371,416	428,584	11,845	359,572
G69303	Pacific Park Pool Project	897,058	692	896,366	-	692
Fund 201-801 Total		\$ 3,282,822	\$ 485,012	\$ 2,797,810	\$ 11,845	\$ 473,168
FUND 240 - GLENDALE REDEVELOPMENT AGENCY - CENTRAL PROJECT AREA						
50255	Block 24/25 Rehab	7,773,672	7,701,572	72,101	7,701,572	-
50259	800 North Central	4,950,668	4,900,668	50,000	4,900,668	-
50262	Glendale City Center	450,513	414,727	35,786	411,890	2,836
50265	DPSS Site	3,907,405	3,877,427	29,978	3,871,947	5,480
50266	Block 29/30	4,830,824	4,817,924	12,900	4,813,537	4,388
50273	Alex Theater Project	6,668,575	5,886,690	781,885	5,634,984	251,706
50975	Downtown Green Space	469,714	371,732	97,982	371,732	-
50978	Freeway Landscape	200,000	-	200,000	-	-
51145	Town Center 2001	44,321,341	42,328,495	1,992,846	42,264,876	63,619
51220	CA Central Office Project	31,941	7,302	24,639	7,302	-
51288	Downtown Development Standards	1,133,000	1,050,355	82,645	1,014,403	35,952
51299	Citywide Public Signage Progra	50,000	40,348	9,652	40,348	-
51331	Town Center/ARC East Brand Con	1,210,000	168,757	1,041,243	72,059	96,699
51338	Central Glendale Area Facade	606,000	274,401	331,599	231,901	42,500
51451	Galleria Expansion	175,000	20,769	154,231	20,769	-
51452	Central Ave SR134 Off Ramp	1,200,000	-	1,200,000	-	-
51484	Armenian Society of LA	20,000	-	20,000	-	-
51530	Orange Street Garage	65,000	31,712	33,288	25,945	5,768
51575	Verdugo Gardens-610 N. Central	20,000	2,607	17,393	2,607	-
51576	Brand at 134 Fwy Mixed Use Prj	25,000	-	25,000	-	-
51577	Agency Development Site	120,191	20,191	100,000	20,191	-
51578	Intracorp Orange/Wilson Mixed	10,000	1,540	8,460	5,795	(4,255)
51580	Milford & Orange Project	20,000	1,078	18,922	1,078	-
51590	Brand Boulevard Capital Costs	312,000	112,939	199,061	112,939	-
51752	Environmental Graphics	67,471	22,523	44,948	-	22,523
51768	Art Installation Program	83,000	-	83,000	-	-
Fund 240-701 Total		\$ 78,721,315	\$ 72,053,756	\$ 6,667,559	\$ 71,526,542	\$ 527,214
FUND 241 - GLENDALE REDEVELOPMENT AGENCY - SAN FERNANDO PROJECT AREA						
50269	DreamWorks	200,000	198,550	1,450	198,550	-
50277	San Fernando Streetscape	6,562,000	5,638,764	923,236	5,495,168	143,596
50809	Flower Street Rail Crossing	678,829	653,679	25,150	373,006	280,672
51223	KABC 7	288,000	2,762	285,238	2,762	-
51356	San Fernando Rd. Facade Grant	921,466	796,006	125,460	630,446	165,561
51391	Griffith Manor Park	3,000,000	440,820	2,559,180	138,550	302,270
51655	Broadway & Doran Sts RR Improv	2,000,000	31,186	1,968,814	31,186	-
Fund 241-711 Total		\$ 13,650,295	\$ 7,761,767	\$ 5,888,528	\$ 6,869,668	\$ 892,098
FUND 244 - GLENDALE REDEVELOPMENT AGENCY - CENTRAL PROJECT AREA - TOWN CENTER						
51145	Town Center 2001	40,590,127	39,802,943	787,184	40,552,688	(749,745)
51331	Town Center/ARC East Brand Con	172,962	23,590	149,372	20,898	2,692
51392	Southside Colorado Streetscape	651,150	651,150	-	-	651,150
Fund 244-701 Total		\$ 41,414,239	\$ 40,477,683	\$ 936,556	\$ 40,573,586	\$ (95,903)
FUND 245 - GLENDALE REDEVELOPMENT AGENCY - SAN FERNANDO PROJECT AREA - GRAND CENTRAL CREATIVE CAMPUS						
51222	GC3 Project	3,360,000	1,326,818	2,033,182	1,326,652	166
Fund 245-711 Total		\$ 3,360,000	\$ 1,326,818	\$ 2,033,182	\$ 1,326,652	\$ 166

CITY OF GLENDALE
CAPITAL IMPROVEMENT PROJECTS
SUMMARY OF PROJECT BUDGET & EXPENDITURES BY FUND AS OF JUNE 30, 2010

Project	Project Description	A Overall Project/Grant Budget	B Expenditures to Date Total (D+E)	C Remaining balance (A-B)	D Prior years Expenditures	E FY 2009-10 Expenditures
FUND 246 - GLENDALE REDEVELOPMENT AGENCY-SAN FERNANDO RD CORRIDOR						
50809	Flower Street Rail Crossing	4,821,000	4,456,085	364,915	4,427,332	28,753
51610	SR134/San Fernando Rd Access	230,000	229,079	921	229,079	-
51661	Grandview/Sonora RR Crossings	3,500,000	1,053,007	2,446,993	793,272	259,735
Fund 246-711 Total		\$ 8,551,000	\$ 5,738,170	\$ 2,812,830	\$ 5,449,683	\$ 288,488
FUND 247 - GLENDALE REDEVELOPMENT AGENCY - 2010 TAX ALLOCATION BONDS						
50254	Adult Rec Center Impr	7,000,000	6,187,694	812,306	-	6,187,694
51318	Central Library Renovation	4,400,000	-	4,400,000	-	-
51331	Town Center/ARC East Brand Con	4,500,000	-	4,500,000	-	-
51668	Columbus Soccer Field	3,200,000	-	3,200,000	-	-
Fund 247-701 Total		\$ 19,100,000	\$ 6,187,694	\$ 12,912,306	\$ -	\$ 6,187,694
FUND 250 - LOCAL TRANSIT ASSISTANCE - PUBLIC WORKS						
50824	Bus Maint/Natural Gas Facility	12,100,000	861,873	11,238,127	861,873	-
51335	Bus Pad Installation	201,000	-	201,000	-	-
51582	Bus Stop Schedule Cases	200,000	-	200,000	-	-
51583	Universal Fare System	445,000	-	445,000	-	-
51587	Bus Benches and Shelters	64,000	48,000	16,000	48,000	-
51588	Bud Pad Installation	84,000	-	84,000	-	-
Fund 250-501 Total		\$ 13,094,000	\$ 909,873	\$ 12,184,127	\$ 909,873	\$ -
FUND 401 - GENERAL FUND CIP - MANAGEMENT SERVICES						
51187	City Hall Renovation	140,589	115,785	24,804	988	114,797
401-140 Sub-Total		\$ 140,589	\$ 115,785	\$ 24,804	\$ 988	\$ 114,797
FUND 401 - GENERAL FUND CIP - INFORMATION SERVICES						
50009	Document Storge Program	959,260	731,785	227,475	645,754	86,031
51556	Radio Site Power Systems	287,905	287,833	72	230,626	57,206
51558	Citywide Network Upgrade	600,000	379,595	220,405	217,659	161,936
51628	City Services Interface	60,000	55,220	4,780	19,176	36,044
51664	Crime Analysis System - GIS	60,000	39,978	20,022	39,978	-
401-171 Sub-Total		\$ 1,967,165	\$ 1,494,411	\$ 472,754	\$ 1,153,194	\$ 341,217
FUND 401 - GENERAL FUND CIP - POLICE						
50026	Replace Police CAD Syst	3,627,000	3,331,866	295,134	3,331,866	-
51370	Document Image & Storage-Polic	300,000	298,509	1,491	283,499	15,010
51560	Vehicle Mounted Video System	320,672	319,833	840	319,833	-
401-301 Sub-Total		\$ 4,247,672	\$ 3,950,208	\$ 297,464	\$ 3,935,198	\$ 15,010
FUND 401 - GENERAL FUND CIP - FIRE						
51559	Fire Station 29 Reconstruction	1,050,000	3,663	1,046,337	-	3,663
51679	Fire Station 26 Reconstruction	300,000	6,013	293,987	-	6,013
51729	Fire Regional Training Center	500,000	11,161	488,839	-	11,161
51763	Training Center Burn Bldg Reco	150,000	-	150,000	-	-
401-401 Sub-Total		\$ 2,000,000	\$ 20,837	\$ 1,979,163	\$ -	\$ 20,837
FUND 401 - GENERAL FUND CIP - PUBLIC WORKS						
50076	Rte 134 Freeway Ramp	659,020	491,574	167,446	491,574	-
50809	Flower Street Rail Crossing	1,605,000	1,231,401	373,599	990,086	241,315
50830	TDA funds for CIP	914,058	802,264	111,794	767,628	34,636
51305	Security System Upgrade	246,000	226,000	20,000	171,561	54,439
51371	Old Police Building Remodeling	2,380,336	158,208	2,222,128	18,921	139,287
51429	Interstate 5/Western Interchan	12,355,000	12,142,602	212,398	11,927,550	215,052
51436	Signal Power Backup System	350,000	10,528	339,472	10,528	-
51490	ADA Facility Modification	1,429,308	323,735	1,105,573	309,679	14,056
51492	Crosswalk Safety	6,610	5,401	1,209	5,401	-
51494	CMP replacement	625,000	562,360	62,640	442,028	120,332

CITY OF GLENDALE
CAPITAL IMPROVEMENT PROJECTS
SUMMARY OF PROJECT BUDGET & EXPENDITURES BY FUND AS OF JUNE 30, 2010

Project	Project Description	A	B	C	D	E
		Overall Project/Grant Budget	Expenditures to Date Total (D+E)	Remaining balance (A-B)	Prior years Expenditures	FY 2009-10 Expenditures
51562	Street Resurfacing Program	400,000	374,468	25,532	370,572	3,895
51564	Street Reconstruction Program	603,610	321,750	281,860	114,367	207,383
51630	Flower Street Improvements	2,242,000	2,141,609	100,391	-	2,141,609
51665	Gladys Drive Slope Repair	1,014,357	321,725	692,632	14,357	307,368
51666	Sleepy Hollow Slope Repair	350,000	339,638	10,362	254,084	85,554
51671	Remodel MSB First Floor	500,000	-	500,000	-	-
59998	Project Management	-	785,375	(785,375)	467,086	318,288
G51530	Gladys Drive Slope Repair	90,458	66,141	24,317	66,141	-
G51532	Greenwich Street Slope Repair	389,670	374,486	15,184	49,375	325,111
G51562	Riverdale-Maple PLACE Grant	20,000	5,200	14,800	-	5,200
G51647	SR-134/SFR Access & Safety Prg	31,375,000	27,516,266	3,858,734	18,950,199	8,566,067
G51688	Traf Lght Sync-Glendale/Verdugo	2,670,664	-	2,670,664	-	-
G51689	Traff Light Sync - Brand Blvd	910,470	-	910,470	-	-
G51690	Traff Light Sync-Colorado/SFR	1,381,256	-	1,381,256	-	-
G51697	I-5/SR134 Congestion MGMT	814,000	-	814,000	-	-
G51698	Fiber Optic Interconnect-IEN	1,568,162	-	1,568,162	-	-
G51703	ARRA Caltrans Tier I Projects	3,898,340	3,225,855	672,485	-	3,225,855
401-501 Sub-Total		\$ 68,798,320	\$ 51,426,586	\$ 17,371,733	\$ 35,421,138	\$ 16,005,448

FUND 401 - GENERAL FUND CIP - PARKS

50087	Park Development	4,430,172	4,414,677	15,495	4,414,677	-
50254	Adult Rec Center Impr	4,280,568	3,975,434	305,134	2,240,810	1,734,625
50966	Civic Auditorium Landscaping	753,972	700,226	53,746	700,177	49
51316	Elementary School Park Imp	561,000	534,263	26,737	534,263	-
51438	Park Upgrades 2004-05	1,607,857	1,568,000	39,857	1,567,999	1
51497	ADA Facility Mod-Parks	278,212	267,712	10,500	256,712	11,000
51566	Stengel Ballfield Renovation	86,227	80,995	5,233	-	80,995
51567	Maple Park	4,399,000	699,567	3,699,433	433,940	265,627
51570	Cedar Park Development	816,000	809,721	6,279	620,050	189,671
51605	Pacific Park Aquatic Facility	534,697	257,612	277,085	146,515	111,097
51614	Tax Defaulted Prop Purchase	365,000	345,040	19,960	175,871	169,169
51624	Maryland Mini Park Development	1,000,000	113,960	886,040	29,692	84,268
51625	Stengel Field Bleachers	320,000	3,577	316,423	2,875	702
51658	Rockhaven Rehabilitation	1,250,000	541,800	708,200	463,097	78,703
51667	Freeway Parksite A	500,000	102,589	397,411	7,766	94,824
51668	Columbus Soccer Field	400,000	86,683	313,317	29,576	57,107
51669	Adult Rec Ctr Tennis Court Rep	658,822	118,371	540,451	5,983	112,388
51675	Park Safety and Security	711,000	147,895	563,105	100,407	47,488
51705	Lighting Imprvmnts @ Glorietta	400,000	-	400,000	-	-
51706	Civic Auditorium Traffic Impro	84,527	-	84,527	-	-
51707	Parks Unanticipated Repairs	100,000	67,484	32,516	-	67,484
51708	Maple Park Children's Splash P	120,000	-	120,000	-	-
51709	Brand Park Restroom Renovation	150,000	-	150,000	-	-
51710	Brand Park Restroom Replacemen	250,000	-	250,000	-	-
51711	Brand West Playground Equipmen	250,000	-	250,000	-	-
51712	Palmer Park Playground Equipme	250,000	223	249,777	-	223
51753	PARKS BART	215,000	88,248	126,752	-	88,248
51764	Griffith Manor Traffic Improv	130,000	-	130,000	-	-
59998	Project Management	-	497,120	(497,120)	386,614	110,506
G51408	LeMesnager Barn	200,000	132,658	67,342	132,658	-
G51637	Deukmejian Barn 05-06	1,000,000	116,551	883,449	108,070	8,480
G51694	Le Mesnager Barn Grant -Prop 8	425,000	100,327	324,673	13,958	86,369
G51699	Glendale Riverwalk Phase I	173,000	49,659	123,341	13,695	35,963
G51734	Youth Overnight Campground Pla	50,000	4,778	45,222	-	4,778

CITY OF GLENDALE
CAPITAL IMPROVEMENT PROJECTS
SUMMARY OF PROJECT BUDGET & EXPENDITURES BY FUND AS OF JUNE 30, 2010

Project	Project Description	A	B	C	D	E
		Overall Project/Grant Budget	Expenditures to Date Total (D+E)	Remaining balance (A-B)	Prior years Expenditures	FY 2009-10 Expenditures
G51736	Master Planning Riverwalk Phas	102,500	37,138	65,362	-	37,138
G51754	Recreational Trail Program	196,102	-	196,102	-	-
G51755	LA County Competitive Trails G	123,472	-	123,472	-	-
401-601 Sub-Total		\$ 27,172,129	\$ 15,862,309	\$ 11,309,820	\$ 12,385,404	\$ 3,476,904
FUND 401 - GENERAL FUND CIP - COMMUNITY DEVELOPMENT						
G51652	Metro Loma Public Art WFH Gran	11,675	11,675	-	11,350	325
401-801 Sub-Total		\$ 11,675	\$ 11,675	\$ -	\$ 11,350	\$ 325
FUND 401 - GENERAL FUND CIP - LIBRARY						
50094	Brand Library Renovation	5,025,001	655,883	4,369,118	414,495	241,388
51318	Central Library Renovation	688,000	688,000	-	692,396	(4,396)
51534	SE Glendale Storefront Library	571,700	439,682	132,018	415,145	24,537
51572	Casa Verdugo Branch Library	534,600	14,228	520,372	7,886	6,342
51670	Montrose Branch Library	1,000,000	3,493	996,507	-	3,493
51724	Chevy Chase Branch Update	150,000	-	150,000	-	-
51725	Branch Libraries	100,000	61,154	38,846	-	61,154
G51541	Workforce Housing Prog Grant	312,353	312,353	-	283,192	29,161
401-681 Sub-Total		\$ 8,381,654	\$ 2,174,793	\$ 6,206,861	\$ 1,813,114	\$ 361,679
Fund 401 General Fund CIP Total		\$ 112,719,203	\$ 75,056,605	\$ 37,662,598	\$ 54,720,387	\$ 20,336,218
FUND 402 - GENERAL FUND CIP - GAS TAX - PUBLIC WORKS						
51285	San Fernando Corridor ITS	2,071,140	2,066,024	5,116	2,066,024	-
51286	ADV Traveler Info System	173,400	124,758	48,642	124,758	-
51287	Regionwide Incidnt Mgmt Start	523,340	176,566	346,774	176,566	-
51366	Pavement Manag System (GPMS)	270,000	255,533	14,467	197,214	58,320
51388	Signal Power Backup System	435,400	421,609	13,791	413,509	8,100
51446	Intelligent Trans Sys Comp	100,000	94,947	5,053	25,863	69,084
51498	New Traffic Signals	26,007	-	26,007	-	-
51500	Street Resurfacing Program	11,808,434	6,444,039	5,364,395	3,325,842	3,118,197
51501	Gutter Construction Program	7,063,865	5,037,605	2,026,260	2,699,343	2,338,262
51502	Street Reconstruction Program	6,457,978	2,882,165	3,575,813	1,061,877	1,820,288
51728	Street Name Signs Citywide Inv	837,720	-	837,720	-	-
G51649	San Fern Rd Rehab, Phase I/II	3,331,979	375,480	2,956,500	170,027	205,452
G51659	Glenaoks Blvd Rehab - Con/CE	4,003,128	3,202,570	800,558	3,173,151	29,419
G51697	I-5/SR134 Congestion MGMT	204,000	-	204,000	-	-
G51698	Fiber Optic Interconnect-IEN	290,840	143,169	147,671	115,730	27,439
G51765	Rubberized Asphlt Concrete 0708	48,250	48,117	133	-	48,117
G51766	Prop 1B, FY 09-10	3,152,386	39,293	3,113,093	-	39,293
Fund 402-501 Total		\$ 40,797,867	\$ 21,311,875	\$ 19,485,992	\$ 13,549,906	\$ 7,761,970
FUND 403 - LANDFILL POSTCLOSURE FUND						
50049	Scholl Canyon Reserve	9,700,000	-	-	-	-
Fund 403-501 Total		\$ 9,700,000	-	9,700,000	-	-
FUND 520 - PARKING FUND - PUBLIC WORKS						
50972	Orange St Garage Sec Cameras	100,000	-	100,000	-	-
51288	Downtown Development Standards	60,000	12,243	47,757	-	12,243
51456	Civic Ctr Park Structure Rep	310,000	307	309,693	307	-
51508	Parking Lot Resurfacing	300,000	146,545	153,455	72,387	74,158
51584	Exchange Parking Str. Impr.	800,000	54,854	745,146	-	54,854
51585	Exchange Parking Structure Ent	50,000	-	50,000	-	-
51586	Marketplace Camera Upgrade	100,000	-	100,000	-	-
51631	Parking Lot Meter Pay Stations	1,290,000	969,316	320,684	526,263	443,052
Fund 520-501 Total		\$ 3,010,000	\$ 1,183,265	\$ 1,826,735	\$ 598,958	\$ 584,308

CITY OF GLENDALE
CAPITAL IMPROVEMENT PROJECTS
SUMMARY OF PROJECT BUDGET & EXPENDITURES BY FUND AS OF JUNE 30, 2010

Project	Project Description	A Overall Project/Grant Budget	B Expenditures to Date Total (D+E)	C Remaining balance (A-B)	D Prior years Expenditures	E FY 2009-10 Expenditures
FUND 525 - SEWER FUND - PUBLIC WORKS						
50098	Doran Pump Stat Rehab	727,000	395,982	331,018	279,714	116,269
50824	Bus Maint/Natural Gas Facility	105,500	66,362	39,138	8,666	57,696
51509	LAGWRP & Hyperion Upgrde	33,600,000	8,426,809	25,173,191	8,426,809	-
51510	Sewer Reconstruction Program	2,731,120	1,890,521	840,598	1,795,940	94,582
51511	Wastewater Capacity Impr	2,260,175	1,343,287	916,888	1,230,373	112,914
51632	Stormwater Pollutant Treatment	900,000	-	900,000	-	-
51633	Arch Place Storm Drain Ext.	200,000	9,552	190,448	9,552	-
51634	Canada Blvd. Storm Drain Sys	2,050,000	40,991	2,009,009	1,322	39,669
51662	Victory Tr. Blvd. WW Cap Impr	4,210,800	3,898,101	312,699	3,418,570	479,530
51663	FY 07-08 SS Cleaning & Video	290,000	283,743	6,257	253,692	30,051
51673	Hyperion Wastewater System	11,000,000	-	11,000,000	-	-
51674	LA-Glendale Water Reclam Plant	12,000,000	-	12,000,000	-	-
51677	MSB Buidling Retrofit	1,100,000	1,268,195	(168,195)	983,195	285,000
51686	Emer. Sewer and SD Repair Prog	1,200,000	197,691	1,002,309	8,786	188,905
51730	Glenoaks/Adams Storm Drain Sys	140,000	-	140,000	-	-
51756	San Fernando & Western Storm D	600,000	339,422	260,578	-	339,422
Fund 525-501 Total		\$ 73,114,595	\$ 18,160,657	\$ 54,953,937	\$ 16,416,619	\$ 1,744,038
FUND 530 - REFUSE DISPOSAL FUND - PUBLIC WORKS						
50824	Bus Maint/Natural Gas Facility	105,500	42,938	62,562	6,739	36,199
51733	Public Works Garage CNG Update	250,000	-	250,000	-	-
Fund 530-501 Total		\$ 355,500	\$ 42,938	\$ 312,562	\$ 6,739	\$ 36,199
GRAND TOTAL		\$ 420,870,835	\$ 250,696,113	\$ 170,174,722	\$ 211,960,456	\$ 38,735,657

Note:

- 1) Project Expenditures presented here is as of pre-closing status, therefore these numbers might not reflect all applicable expenditures to date.
- 2) This schedule only includes capital projects with remaining balances and/or current FY 2009-10 expenditures.
- 3) Data for Glendale Water & Power's Electric Utility and Water Utility capital improvement projects are not available as they are maintained on a separate sub-system.

**CITY OF GLENDALE
CAPITAL PROJECTS FUNDS
SUMMARY OF THE BUDGET FOR THE YEAR ENDING JUNE 30, 2011**

	Capital Improvement Fund	State Gas Tax Fund	Total
ESTIMATED FINANCING RESOURCES			
<i>Revenue</i>			
Licenses and Permits	1,076,000	-	1,076,000
Use of Money and Property	-	300,000	300,000
Revenue from Other Agencies	1,422,000	5,762,944	7,184,944
Charges for Services	2,520,000	-	2,520,000
Fund Balance-Prior Year	624,175	-	624,175
TOTAL RESOURCES	\$ 5,642,175	\$ 6,062,944	\$ 11,705,119
ESTIMATED REQUIREMENTS			
<i>Expenditures</i>			
Capital Projects	4,250,113	5,163,000	9,413,113
Transfers to Other Funds	1,392,062	-	1,392,062
TOTAL APPROPRIATIONS	\$ 5,642,175	\$ 5,163,000	\$ 10,805,175
Unallocated	-	899,944	899,944
GRAND TOTAL	\$ 5,642,175	\$ 6,062,944	\$ 11,705,119

**CITY OF GLENDALE
CAPITAL PROJECTS FUNDS
SUMMARY OF THE BUDGET FOR THE YEAR ENDING JUNE 30, 2011**

CAPITAL PROJECTS FUNDS SUMMARY		Actual 2008-09	Adopted 2009-10	Revised 2009-10	Adopted 2010-11
REVENUES					
OTHER TAXES					
30300	Sales tax	2,969,715	2,786,000	166,000	-
30305	ERAF in lieu of sales tax	1,075,748	929,000	929,000	-
30360	Scholl Canyon assessment	2,242,034	2,800,000	2,800,000	-
TOTAL OTHER TAXES		6,287,497	6,515,000	3,895,000	-
LICENSES & PERMITS					
30871	Parks mitigation fee (AB1600)	63,586	-	-	1,071,000
30872	Library mitigation fee AB1600	6,542	-	-	5,000
30873	Parks quimby fee	3,779	-	-	-
TOTAL LICENSES & PERMITS		73,907	-	-	1,076,000
USES OF MONEY & PROPERTY					
38000	Interest & inv. revenue	427,748	300,000	300,000	300,000
38005	Interest & inv GASB 31	44,172	-	-	-
TOTAL USES OF MONEY & PROPERTY		471,920	300,000	300,000	300,000
REVENUE - OTHER AGENCIES					
31240	Federal grant	2,496,785	-	4,070,910	-
31250	Disaster relief reimb	299,560	-	-	-
32610	State grants	9,016,770	-	48,250	1,422,000
32611	Disaster relief reimb - State	118,377	-	-	-
32640	State HES grant	74,006	-	-	-
32800	State gas tax (2107)	1,489,847	1,700,000	1,700,000	1,700,000
32810	State gas tax (2106)	648,906	750,000	750,000	750,000
32820	State gas tax (2105)	1,111,877	1,250,000	1,250,000	1,250,000
32821	State gas tax (HUTA)	-	-	-	2,062,944
32860	State TRAF congestion AB2928	1,753,095	2,100,000	2,100,000	-
32870	Off of Traf Safety grant - CG	65,288	-	-	-
34050	County grants	660,058	-	250,722	-
34300	Joint project	93,318	-	-	-
34301	Local grants	91,728	-	-	-
TOTAL REVENUE - OTHER AGENCIES		17,919,615	5,800,000	10,169,882	7,184,944
CHARGES FOR SERVICES					
36000	Rubbish fees scholl	4,327,735	4,020,000	4,020,000	2,520,000
TOTAL CHARGES FOR SERVICES		4,327,735	4,020,000	4,020,000	2,520,000
MISC. & NON-OPERATING					
38560	Miscellaneous revenue	62,080	-	25,000	-
TOTAL MISC. & NON-OPERATING		62,080	-	25,000	-
TRANSFER - OTHER FUNDS					
39120	Transfer-Capital Funds	-	1,182,000	1,182,000	-
TOTAL TRANSFER - OTHER FUNDS		-	1,182,000	1,182,000	-
TOTAL REVENUES		\$ 29,142,754	\$ 17,817,000	\$ 19,591,882	\$ 11,080,944
USE OF FUND BALANCE/(SURPLUS)		8,632,760	13,521,952	7,066,200	(275,769)
TOTAL RESOURCES		\$ 37,775,514	\$ 31,338,952	\$ 26,658,082	\$ 10,805,175

**CITY OF GLENDALE
CAPITAL PROJECTS FUNDS
SUMMARY OF THE BUDGET FOR THE YEAR ENDING JUNE 30, 2011**

CAPITAL PROJECTS FUNDS SUMMARY		Actual 2008-09	Adopted 2009-10	Revised 2009-10	Adopted 2010-11
EXPENDITURES					
SALARIES & BENEFITS					
41100	Salaries	3,107,932	1,417,768	1,592,768	1,437,514
41200	Overtime	72,514	-	-	-
41300	Hourly wages	825,757	273,658	273,658	-
41600-42500	Benefits	315,074	271,445	271,445	289,292
42600-42700	Retirement	175,114	171,650	171,650	167,786
42799	Salary charges out	(1,125,552)	-	(2,134,521)	(1,894,592)
TOTAL SALARIES & BENEFITS		3,370,839	2,134,521	175,000	-
MAINTENANCE & OPERATIONS					
42800	Auto allowance	13,835	10,560	10,560	5,280
43060	Utilities	6,227	-	-	-
43110	Contractual services	100,527	-	-	-
43111	Construction services	248	-	-	-
43112	Direct assistance	370	-	-	-
43150	Cost allocation charge	1,472	-	-	-
44200	Advertising	813	-	-	-
44300	Telephone	1,338	1,165	1,165	-
44350	Vehicle maintenance	2,400	-	-	-
44450	Postage	6,988	500	500	-
44550	Travel	423	-	-	-
44650	Training	110	1,000	1,000	-
44700	Computer software	22,070	-	-	-
44750	Liability	80,916	38,047	38,047	35,939
44800	Membership and dues	2,820	500	500	-
45050	Periodicals & newspapers	151	-	-	-
45100	Books	44,648	1,000	1,000	-
45150	Furniture & equipment	118,827	-	-	-
45170	Computer hardware	135	-	-	-
45200	Maps and blue prints	22	1,000	1,000	-
45250	Office supplies	15,381	2,000	2,000	-
45350	General supplies	4,098	2,000	2,000	-
45450	Printing and graphics	152	-	-	-
45600	A & G overhead	527,733	-	-	-
46900	Business meetings	914	500	500	-
47000	Miscellaneous	1,698	2,097	2,097	-
47010	Discount earned & lost	(208)	-	-	-
49050	Charges-other depts	-	-	(60,369)	(41,219)
TOTAL MAINTENANCE & OPERATIONS		954,108	60,369	-	-
TRANSFER - OTHER FUNDS					
48010	Transfer-General Fund	4,300,000	5,420,000	2,800,000	-
48030	Transfer-Debt Service	1,392,062	1,392,062	1,392,062	1,392,062
48040	Transfer-Capital Funds	-	1,182,000	1,182,000	-
48070	Transfer-Internal Service	1,048,000	3,050,000	3,050,000	-
TOTAL TRANSFER - OTHER FUNDS		6,740,062	11,044,062	8,424,062	1,392,062
CAPITAL PROJECTS					
51100	Land and land rights	2,920	-	-	-
51150	Buildings and structures	269,996	3,300,000	1,000,000	250,000
51200	Other improvements	3,563,579	9,075,000	6,067,500	2,500,113

**CITY OF GLENDALE
CAPITAL PROJECTS FUNDS
SUMMARY OF THE BUDGET FOR THE YEAR ENDING JUNE 30, 2011**

CAPITAL PROJECTS FUNDS SUMMARY		Actual 2008-09	Adopted 2009-10	Revised 2009-10	Adopted 2010-11
51250	Equipment	559,199	550,000	550,000	-
52000	Engineering	2,100,753	-	-	-
52100	Construction	19,929,372	5,075,000	9,502,632	6,663,000
52120	Signals safety devices, St Lts	73	-	662,720	-
52130	Pedestrian ways and bikepaths	-	-	111,168	-
52140	Storm drains	6,253	-	-	-
52310	Right of way acquisition	5,943	-	-	-
52400	Maintenance	50,416	-	-	-
53140	Administration costs	15,259	-	-	-
53160	Planning, survey, design	91,766	-	-	-
53170	Real property purchase	46,780	100,000	165,000	-
53190	Operation of property	8,648	-	-	-
53210	On site improvements	6,605	-	-	-
53280	Grants	10,800	-	-	-
53300	Other expenditures	33,898	-	-	-
TOTAL CAPITAL PROJECTS		26,702,260	18,100,000	18,059,020	9,413,113
Capital Outlay		8,245	-	-	-
TOTAL EXPENDITURES		\$ 37,775,514	\$ 31,338,952	\$ 26,658,082	\$ 10,805,175

THIS PAGE INTENTIONALLY LEFT BLANK

CITY OF GLENDALE ENTERPRISE FUNDS

The **Enterprise Funds** for the City of Glendale consist of Recreation, Hazardous Disposal, Parking, Sewer, Refuse, Electric, Water, and Fire Communication. The Fire Communication Fund was previously reported as a Special Revenue Fund but is now under the category of Enterprise Funds. These activities primary source of revenues are charges for services, and reflect characteristics that are more properly accounted for as enterprise operations. Significant changes to specific funds are highlighted following the brief description of each Enterprise Funds below:

- Recreation Fund (Fund 501) is used to account for the recreation program of the Community Services & Parks department on a proprietary user fee basis.
- Hazardous Disposal Fund (Fund 510) is used to account for operations of the toxic waste disposal in the City.
- Parking Fund (Fund 520) is used to account for operations of City-owned public parking lots and garages.
- Sewer Fund (Fund 525) is used to account for operations and maintenance of the sewer system. This service is primarily contracted with the City of Los Angeles.
- Refused Disposal Fund (Fund 530) is used to account for operations of the City-owned refuse collection and disposal service.
- Electric Fund (Funds 552-554) is used to account for the operations of the City-owned electric utility services.
- Water Fund (Funds 572-573) is used to account for the operations of the City-owned water utility services.
- Fire Communication Fund (Fund 701) is used to account for monies received and expended, as the lead city, for the tri-city (Burbank, Glendale and Pasadena) fire communication operations.

The FY 2010-11 Enterprise Budgets reflect a decrease of approximately \$27.9 million, or 6.2%, compared to the FY 2009-10 adopted budgets. Significant changes include the following:

- The **Sewer Fund** budget reflects an increase of approximately \$2.2 million, or 6.9%, compared to the FY 2009-10 adopted budget. This increase is primarily due to the increase in the depreciation expense of the LAGWRP Hyperion facility. The useful life was changed from 100 years to 40 years, thus increasing depreciation expense.

CITY OF GLENDALE ENTERPRISE FUNDS

- The **Refuse Disposal** budget reflects an increase of approximately \$2.2 million, or 10.7%, compared to the FY 2009-10 adopted budget. This increase is mainly due to scheduled capital expenditures and a transfer to the General Fund for \$1 million.
- The **Electric Fund** budget reflects a decrease of approximately \$20.9 million, or 7%, compared to the FY 2009-10 adopted budget. This decrease is mainly due to a decrease in operating expenditures of \$19.1 million and another \$1.8 million decrease in capital expenditures.
- The **Water Fund** budget reflects a decrease of approximately \$12 million, or 15.4%, compared to the FY 2009-10 adopted budget. Similar to the Electric Fund, this decrease is primarily due to a decrease of \$7.2 million in operating expenditures and another decrease of \$4.8 million in the capital expenditures.

The following pages provide a summary of the budget for each of the City's Enterprise Funds for the budget year ending June 30, 2011.

**CITY OF GLENDALE
ENTERPRISE FUNDS
SUMMARY OF THE BUDGET FOR THE YEAR ENDING JUNE 30, 2011**

	Recreation Fund	Hazardous Disposal Fund	Parking Fund
ESTIMATED FINANCING RESOURCES			
<i>Revenue</i>			
Operating Revenue	2,021,425	1,598,000	7,644,000
Non-Operating Revenue	531,536	49,000	120,000
Total Revenue	\$ 2,552,961	\$ 1,647,000	\$ 7,764,000
Contribution in Aid	-	-	-
Fund Balance-Prior Year *	289,544	167,522	1,003,542
TOTAL RESOURCES	\$ 2,842,505	\$ 1,814,522	\$ 8,767,542
ESTIMATED REQUIREMENTS			
<i>Expenditures</i>			
Operating Expenses	2,845,641	1,859,872	8,040,450
Non-Operating Expenses	-	-	-
Capital Outlay	-	-	35,000
Capital Projects	-	-	-
Transfer to Other Funds	-	-	1,900,000
Revenue Bond Requirements	-	-	-
TOTAL APPROPRIATIONS	\$ 2,845,641	\$ 1,859,872	\$ 9,975,450
Depreciation	(3,136)	(45,350)	(1,207,908)
Unallocated	-	-	-
GRAND TOTAL	\$ 2,842,505	\$ 1,814,522	\$ 8,767,542

* The Fund Balance-Prior Year does not reflect depreciation since depreciation is not a cash item.

**CITY OF GLENDALE
ENTERPRISE FUNDS
SUMMARY OF THE BUDGET FOR THE YEAR ENDING JUNE 30, 2011**

	Sewer Fund	Refuse Disposal Fund	Electric Utility Fund
ESTIMATED FINANCING RESOURCES			
<i>Revenue</i>			
Operating Revenue	16,500,000	19,120,000	217,836,676
Non-Operating Revenue	1,300,000	390,000	33,300,000
Total Revenue	\$ 17,800,000	\$ 19,510,000	\$ 251,136,676
Contribution in Aid	-	-	1,500,000
Fund Balance-Prior Year *	10,670,907	1,495,948	5,998,359
TOTAL RESOURCES	\$ 28,470,907	\$ 21,005,948	\$ 258,635,035
ESTIMATED REQUIREMENTS			
<i>Expenditures</i>			
Operating Expenses	18,628,556	17,807,380	198,614,431
Non-Operating Expenses	-	-	8,810,000
Capital Outlay	945,000	2,725,000	503,980
Capital Projects	14,750,000	1,020,000	50,799,624
Transfer to Other Funds	-	1,000,000	19,107,000
Revenue Bond Requirements	-	-	-
TOTAL APPROPRIATIONS	\$ 34,323,556	\$ 22,552,380	\$ 277,835,035
Depreciation	(5,852,649)	(1,546,432)	(19,200,000)
Unallocated	-	-	-
GRAND TOTAL	\$ 28,470,907	\$ 21,005,948	\$ 258,635,035

* The Fund Balance-Prior Year does not reflect depreciation since depreciation is not a cash item.

**CITY OF GLENDALE
ENTERPRISE FUNDS
SUMMARY OF THE BUDGET FOR THE YEAR ENDING JUNE 30, 2011**

	Water Utility Fund	Fire Communication Fund	Total
ESTIMATED FINANCING RESOURCES			
<i>Revenue</i>			
Operating Revenue	38,874,300	3,305,474	306,899,875
Non-Operating Revenue	4,760,000	642,424	41,092,960
Total Revenue	\$ 43,634,300	\$ 3,947,898	\$ 347,992,835
Contribution in Aid	500,000	-	2,000,000
Fund Balance-Prior Year *	17,911,942	-	37,537,764
TOTAL RESOURCES	\$ 62,046,242	\$ 3,947,898	\$ 387,530,599
ESTIMATED REQUIREMENTS			
<i>Expenditures</i>			
Operating Expenses	33,805,400	3,565,795	285,167,525
Non-Operating Expenses	4,825,000	-	13,635,000
Capital Outlay	45,000	220,174	4,474,154
Capital Projects	23,010,842	-	89,580,466
Transfer to Other Funds	4,160,000	-	26,167,000
Revenue Bond Requirements	-	-	-
TOTAL APPROPRIATIONS	\$ 65,846,242	\$ 3,785,969	\$ 419,024,145
Depreciation	(3,800,000)	(205,455)	(31,860,930)
Unallocated	-	367,384	367,384
GRAND TOTAL	\$ 62,046,242	\$ 3,947,898	\$ 387,530,599

* The Fund Balance-Prior Year does not reflect depreciation since depreciation is not a cash item.

**CITY OF GLENDALE
ENTERPRISE FUNDS
SUMMARY OF THE BUDGET FOR THE YEAR ENDING JUNE 30, 2011**

ENTERPRISE FUNDS SUMMARY		Actual 2008-09	Adopted 2009-10	Revised 2009-10	Adopted 2010-11
REVENUES					
USES OF MONEY & PROPERTY					
38000	Interest & inv. revenue	32,706	47,729	47,729	-
38005	Interest & inv GASB 31	(32,706)	-	-	-
TOTAL USES OF MONEY & PROPERTY		-	47,729	47,729	-
REVENUE - OTHER AGENCIES					
31250	Disaster relief reimb	207,885	-	-	-
32501	Recyclables - State grant	-	90,000	90,000	90,000
32611	Disaster relief reimb - State	69,295	-	-	-
TOTAL REVENUE - OTHER AGENCIES		277,180	90,000	90,000	90,000
CHARGES FOR SERVICES					
34640	Fire communication - tri city	2,868,998	3,196,048	3,196,048	1,549,487
34641	Fire comm fees - contract city	19,015	-	-	1,426,622
34642	Fire comm O/H - tri city	-	-	-	186,703
34643	Fire comm O/H -contracts city	1,901	-	-	142,662
35200	Rental civic auditorium	377,081	350,000	350,000	350,000
35210	Rental bldgs/facilities	349,344	305,500	305,500	324,225
35230	Contract classes	285,483	187,500	187,500	212,000
35231	Registrations fees	72,362	50,000	50,000	50,000
35233	Tournaments	12,705	15,000	15,000	10,000
35234	Program/ registration revenue	31,227	28,000	28,000	29,950
35235	Event delivery fee	3,008	-	-	5,000
35236	Parks filming fee	15,460	9,500	9,500	17,000
35240	Scholl golf course fees	151,250	165,000	165,000	165,000
35250	Field rental	409,839	207,000	207,000	380,000
35260	Sports leagues	260,800	160,000	160,000	187,000
35262	Parks misc fees	16,488	8,300	8,300	8,750
35280	Camps	207,142	187,000	187,000	162,100
35310	Concession	71,730	60,200	60,200	30,400
35500	Parking tickets	3,466,253	3,600,000	3,600,000	3,600,000
35520	Collectible jobs-agency	85,443	50,000	50,000	50,000
35532	Parking meters Glendale street	703,811	361,000	361,000	1,000,000
35535	Parking meters Glendale lots	554,813	464,000	464,000	464,000
35540	Parking meters Montrose	114,649	103,000	103,000	100,000
35550	Parking garage revenue	2,295,748	2,505,000	2,505,000	2,490,000
35560	Street permits	20,458	30,000	30,000	30,000
35650	Hazardous permits	561,606	585,000	585,000	585,000
35660	Hazardous billing fees	612,031	625,000	625,000	625,000
35670	Hazardous disposal fees	14,464	15,000	15,000	8,000
35680	Industrial waste permits	362,012	380,000	380,000	380,000
35900	Sewer service fees	15,004,082	16,100,000	16,100,000	16,100,000
35920	Sewer facility charge	436,190	400,000	400,000	400,000
36010	Commercial refuse fees	18,148,838	17,400,000	17,400,000	2,610,000
36011	Residential refuse fee	-	-	-	14,790,000
36020	Refuse bin drop-off fees	82,007	120,000	120,000	120,000
36030	Sale of recyclables	535,319	600,000	600,000	600,000
36040	AB 939 fees	1,144,917	1,000,000	1,000,000	1,000,000
36250	Electric domestic sales	66,413,534	71,790,376	71,790,376	66,141,302
36251	Green rate sales - domestic	486,189	700,000	700,000	485,848
36260	Electric commercial sale	121,630,704	130,437,818	130,437,818	122,147,746

**CITY OF GLENDALE
ENTERPRISE FUNDS
SUMMARY OF THE BUDGET FOR THE YEAR ENDING JUNE 30, 2011**

ENTERPRISE FUNDS SUMMARY		Actual 2008-09	Adopted 2009-10	Revised 2009-10	Adopted 2010-11
36261	Green rate sales - commercial	60,871	100,000	100,000	59,711
36270	Electric st light sales	1,696	2,119	2,119	2,069
36280	Electric wholesale sales	8,746,767	28,000,000	28,000,000	19,000,000
36282	Gas wholesale sales	2,141,726	-	-	2,000,000
36290	Electric sale to utilities	3,378,028	4,000,000	4,000,000	4,000,000
36291	Gas sales to other utilities	4,317,229	-	-	4,000,000
36600	Water metered sales	33,876,381	40,196,589	40,196,589	36,425,936
36601	Water metered sales - recycled	1,441,006	796,437	796,437	1,862,382
36620	Water private fire	382,222	177,250	177,250	185,982
36640	Water other sales	311,082	400,000	400,000	400,000
36650	Water-capital	57,609	-	-	-
36661	Recycled water adjustment rev	-	766,970	766,970	-
TOTAL CHARGES FOR SERVICES		292,541,518	326,634,607	326,634,607	306,899,875
MISC. & NON-OPERATING					
38500	Donations & contribution	3,222,844	3,517,000	3,517,000	2,030,000
38525	Sponsorships	2,436	-	-	-
38559	Miscellaneous deferred revenue	(1,295)	-	-	-
38560	Miscellaneous revenue	2,693,893	4,258,980	4,258,980	2,683,080
38561	Fiber optic revenue	85,383	75,000	75,000	50,000
38700	Rental income	513,808	474,000	474,000	416,536
38710	Interest & inv. revenue	7,582,821	7,450,500	7,450,500	4,448,344
38715	Interest & inv GASB 31	745,685	-	-	-
38760	Collectible jobs O/H	14,550	-	-	10,000
38770	Collectible jobs - A & G	116,832	10,000	10,000	100,000
38800	Proprietary grants	528,037	310,000	310,000	10,215,000
39080	Sales of property	190,767	115,000	115,000	50,000
TOTAL MISC. & NON-OPERATING		15,695,761	16,210,480	16,210,480	20,002,960
INTERFUND REVENUE					
37670	Depreciation-plant	-	20,850,000	20,850,000	21,800,000
37680	Depreciation-vehicles	-	1,200,000	1,200,000	1,200,000
TOTAL INTERFUND REVENUE		-	22,050,000	22,050,000	23,000,000
TRANSFER - OTHER FUNDS					
39220	Capital contributions	1,712,420	-	-	-
TOTAL TRANSFER - OTHER FUNDS		1,712,420	-	-	-
TOTAL REVENUES		\$ 310,226,879	\$ 365,032,816	\$ 365,032,816	\$ 349,992,835
USE OF FUND BALANCE/(SURPLUS)		-	81,918,861	86,523,201	* 69,031,310
TOTAL RESOURCES		\$ 310,226,879	\$ 446,951,677	\$ 451,556,017	\$ 419,024,145

* Note-The Use of fund balance reflects depreciation, which is not a cash item.

**CITY OF GLENDALE
ENTERPRISE FUNDS
SUMMARY OF THE BUDGET FOR THE YEAR ENDING JUNE 30, 2011**

ENTERPRISE FUNDS SUMMARY		Actual 2008-09	Adopted 2009-10	Revised 2009-10	Adopted 2010-11
EXPENSES					
SALARIES & BENEFITS					
41100	Salaries	43,613,819	46,733,597	46,935,180	46,023,327
41200	Overtime	2,542,134	2,527,266	2,527,266	2,177,466
41300	Hourly wages	1,411,185	1,245,951	1,245,951	1,182,471
41600-42500	Benefits	9,264,618	10,182,817	10,182,817	11,094,020
42600-42700	Retirement	4,970,042	5,507,005	5,507,005	5,324,030
42799	Salary charges out	(5,128)	-	-	-
TOTAL SALARIES & BENEFITS		61,796,670	66,196,636	66,398,219	65,801,314
MAINTENANCE & OPERATIONS					
42800	Auto allowance	70,354	127,032	127,032	151,177
42900	Uniform allowance	69,287	103,355	103,355	84,505
43050	Repairs-bldgs & grounds	662,299	1,221,800	1,221,800	1,099,800
43060	Utilities	5,033,955	6,143,868	6,143,868	6,910,814
43070	Lease payments	126,618	237,100	237,100	2,381,100
43080	Rent	136,624	249,320	249,320	251,710
43090	Equipment usage	1,905,384	2,674,800	2,674,800	2,122,600
43110	Contractual services	23,760,177	35,872,014	36,536,957	64,444,539
43111	Construction services	23,465,963	47,268,500	47,268,500	9,847,200
43150	Cost allocation charge	7,774,982	9,288,372	9,288,372	9,678,357
44100	Repairs to equipment	1,343,479	1,428,200	1,428,200	1,611,602
44120	Repairs to office equip	5,179	80,950	80,950	33,950
44200	Advertising	20,876	48,700	48,700	48,000
44250	Data communication	174,800	107,534	244,291	177,724
44300	Telephone	342,685	321,758	321,758	313,846
44350	Vehicle maintenance	2,424,019	17,000	17,000	8,500
44351	Fleet / equip rental charge	-	5,276,838	5,276,838	5,276,838
44352	ISD service charge	-	-	-	4,052,723
44400	Janitorial services	343,619	345,400	345,400	89,400
44450	Postage	161,127	213,016	213,016	177,125
44550	Travel	138,952	222,410	222,410	295,854
44600	Laundry & towel service	16,998	20,700	20,700	25,300
44650	Training	231,321	345,650	345,650	336,375
44700	Computer software	496,834	252,207	252,207	168,657
44750	Liability	2,294,459	2,099,786	2,099,786	1,231,370
44751	Insurance/surety bond premium	-	-	-	884,724
44760	Regulatory	1,013,026	1,068,409	1,068,409	1,350,700
44800	Membership and dues	108,001	115,975	115,975	134,534
45050	Periodicals & newspapers	8,367	18,405	18,405	13,225
45100	Books	6,846	30,450	30,450	14,050
45150	Furniture & equipment	391,409	328,718	328,718	243,700
45170	Computer hardware	246,378	259,880	259,880	221,700
45200	Maps and blue prints	2,460	8,875	8,875	6,875
45250	Office supplies	216,933	301,204	301,204	294,825
45300	Small tools	162,800	161,350	161,350	151,800
45350	General supplies	6,174,789	6,709,663	6,699,663	6,517,548
45400	Reports & publications	3,625	19,450	19,450	5,758
45450	Printing and graphics	75,799	99,050	99,050	174,000
45501	Fuel-landfill gas	14,005,928	17,340,300	17,340,300	4,864,300
45502	Fuel-natural gas	38,125,462	32,701,000	32,701,000	34,232,000
45503	Fuel - gasoline	374,442	450,000	450,000	-

**CITY OF GLENDALE
ENTERPRISE FUNDS
SUMMARY OF THE BUDGET FOR THE YEAR ENDING JUNE 30, 2011**

ENTERPRISE FUNDS SUMMARY		Actual 2008-09	Adopted 2009-10	Revised 2009-10	Adopted 2010-11
45504	Fuel - diesel gas	431,373	-	-	2,000
45510	Purchased power	74,882,879	99,665,000	99,665,000	83,850,000
45511	Hedging costs	-	-	-	2,620,000
45520	Purchased water	12,414,095	15,956,900	15,956,900	12,711,000
45600	A & G overhead	13,722,309	15,599,100	15,599,100	16,904,200
45610	Section overhead	4,535,771	6,847,200	6,847,200	6,759,200
45620	Material overhead	1,045,690	2,041,800	2,041,800	1,024,300
45621	Employee benefit overhead	14,647,453	17,156,367	17,202,886	16,764,500
45622	Customer services allocation	10,064,710	11,749,800	11,749,800	10,826,600
45623	General plant allocation	1,655,375	14,781,100	14,781,100	5,650,000
46000	Depreciation	28,073,671	26,836,228	30,109,285	31,860,930
46001	Gas depletion	330,238	400,000	400,000	420,000
46500	Uncollectible accounts	742,125	545,000	545,000	635,700
46900	Business meetings	38,358	62,536	62,536	46,150
47000	Miscellaneous	731,887	852,038	852,038	431,623
47010	Discount earned & lost	(397)	54,000	54,000	455,000
47050	Interest on bonds	6,289,673	13,525,000	13,525,000	13,635,000
47059	Capitalized interest -water 08	1,609,194	-	-	-
48600	Claims	53	-	-	-
TOTAL MAINTENANCE & OPERATIONS		303,130,713	399,651,108	403,762,384	364,525,008
TRANSFER - OTHER FUNDS					
48010	Transfer-General Fund	26,902,000	25,167,000	25,167,000	26,167,000
TOTAL TRANSFER - OTHER FUNDS		26,902,000	25,167,000	25,167,000	26,167,000
CAPITAL PROJECTS					
51100	Land and land rights	-	-	-	40,000
51150	Buildings and structures	25,238	-	-	-
51200	Other improvements	4,842,536	16,370,000	16,370,000	-
51250	Equipment	234,149	559,000	779,000	592,400
51800	Mobile equipment	696,412	2,480,200	2,488,200	1,812,000
52000	Engineering	122,293	-	-	100,000
52100	Construction	5,012,034	530,000	530,000	15,670,000
53160	Planning, survey, design	-	-	60,000	-
53210	On site improvements	907,515	-	-	-
53300	Other expenditures	35,973	-	-	-
59999	Asset capitalization	(64,362,866)	-	-	-
TOTAL CAPITAL PROJECTS		(52,486,716)	19,939,200	20,227,200	18,214,400
Capital Outlay		828,254	3,389,800	3,439,800	4,474,154
Inventory Offsets		(47,681,475)	(67,392,067)	(67,438,586)	(60,157,731)
TOTAL EXPENSES		\$ 292,489,446	\$ 446,951,677	\$ 451,556,017	\$ 419,024,145

THIS PAGE INTENTIONALLY LEFT BLANK

CITY OF GLENDALE

INTERNAL SERVICE FUNDS

Internal Service Funds are proprietary funds serving only the City of Glendale. These funds are established to account for any activity that provides goods or services to other funds and departments within the City of Glendale on a cost-reimbursement basis. These funds are intended to be self-supporting. Since these funds derive their resources from expensing the Governmental and Enterprise budgets, they are already included within the City budget and are presented for informational and memorandum control purposes.

Below is a brief description of the fourteen (14) Internal Service Funds included in the Internal Service Funds section:

- *Fleet/Equipment Management Fund (601)* is used to account for equipment replacement resources which are derived from periodic charges to governmental operations to ensure timely replacement of equipment.
- *Joint Helicopter Operation Fund (602)* is used to account for set-aside funds to perform major maintenance or replacement of the helicopters.
- *ISD Infrastructure Fund (603)* is used to account for the replacement of all technology equipment supported by the Information Services Department.
- *ISD Application Fund (604)* is used to account for the replacement of all software and applications supported by the Information Services Department.
- *Unemployment Insurance Fund (610)* is used to finance and account for unemployment claims. Resources are derived from unemployment insurance charges to various City operations. Unemployment claims are reimbursed to the State Employment Department which disburses the unemployment claims.
- *Liability Insurance Fund (612)* is used to account for financing and disbursing of City self-insurance funds for uninsurable litigation activities, general liability, and auto liability claims. Charges, in lieu of insurance premiums, are made periodically to City operations to provide the self-insurance resources.
- *Compensation Insurance Fund (614)* is used to finance and account for the City's workers' compensation claims. Funding is derived from charges in lieu of actual premiums to various City operations to provide the self-insurance resources.
- *Dental Insurance Fund (615)* is used to finance and account for the City's dental insurance program for its employees. Funding is derived from charges in lieu of actual premiums to various City operations to provide the self-insurance resources.

CITY OF GLENDALE INTERNAL SERVICE FUNDS

- Medical Insurance Fund (616) is used to finance and account for the City's medical insurance program for its employees. Funding is derived from charges in lieu of actual premiums to various City operations to provide the self-insurance resources.
- Vision Insurance Fund (617) is used to finance and account for the City's vision insurance program for its employees. Funding is derived from charges in lieu of actual premiums to various City operations to provide the self-insurance resources.
- Employee Benefits Fund (640) is used to account for the resources and the liability for employees' compensated absences (vacation and compensatory time).
- Retiree Health Savings Plan (RHSP) Benefits Fund (641) is used to account for the resources and the liability for employees' sick leave conversion under the RHSP plan.
- Post Employment Benefits Fund (642) is used to account for the resources and the liability for retirees' medical insurance premium subsidy.
- ISD Wireless Communication Fund (660) is used to account for the operation of the citywide radio system.

The most significant change in the Internal Service Funds from FY 2009-10 is the newly established structure for the Information Services Department. Formerly, the budget for the Information Services Department (ISD) consisted of the General Fund and six Internal Service Funds, which are listed below:

1. Technology Equipment Replacement (603)
2. Application Software Replacement (604)
3. Police CAD RMS Replacement (605)
4. Citywide Document Management System (606)
5. Wireless Communication System (660)
6. Financial System Operation (670)

The General Fund portion of the budget was used to fund the salaries and benefits, maintenance and operation, and any other costs that could not be identified as solely belonging to any of these six Internal Service Funds.

CITY OF GLENDALE INTERNAL SERVICE FUNDS

In FY 2009-10, ISD hired a consultant to provide a cost allocation plan, termed "ISD Rate Study," in order to cost allocate the expenses incurred by ISD for the services that it provides to user departments. As a part of this process, effective July 1, 2010, ISD is restructured into the following three Internal Service Funds:

1. ISD Infrastructure Fund (603)
2. ISD Application Fund (604)
3. ISD Wireless Communication Fund (660)

The ISD Rate Study established the FY 2010-11 ISD costs to each user department. In order to capture this cost as a line item in the budget, a new account was created, "ISD Service Charge." This service charge is the source of revenue for the three funds in ISD and will be modified each year as the annual ISD Rate Study is compiled.

The following pages provide a summary of the budget for each of the City's Internal Service Funds for the budget year ending June 30, 2011.

**CITY OF GLENDALE
INTERNAL SERVICE FUNDS
SUMMARY OF THE BUDGET FOR THE YEAR ENDING JUNE 30, 2011**

	Fleet / Equipment Mgmt Fund	Joint Helicopter Operation Fund	ISD Infrastructure Fund
ESTIMATED FINANCING RESOURCES			
<i>Revenue</i>			
Revenue from Other Agencies	15,000	-	-
Charges for Services	12,151,249	902,637	3,999,515
Misc and Non-Operating Revenue	380,000	398,505	-
Interfund Revenue	-	-	696,000
Fund Balance-Prior Year	4,896,021	-	-
TOTAL RESOURCES	\$ 17,442,270	\$ 1,301,142	\$ 4,695,515
ESTIMATED REQUIREMENTS			
<i>Expenditures</i>			
Salaries and Benefits	3,719,989	29,049	2,363,682
Maintenance and Operations	9,609,445	1,234,587	2,305,393
Capital Outlay	3,612,836	-	-
Transfers to Other Funds	500,000	-	-
TOTAL APPROPRIATIONS	\$ 17,442,270	\$ 1,263,636	\$ 4,669,075
Unallocated	-	37,506	26,440
GRAND TOTAL	\$ 17,442,270	\$ 1,301,142	\$ 4,695,515

**CITY OF GLENDALE
INTERNAL SERVICE FUNDS
SUMMARY OF THE BUDGET FOR THE YEAR ENDING JUNE 30, 2011**

	ISD Application Fund	Unemployment Insurance Fund	Liability Insurance Fund
ESTIMATED FINANCING RESOURCES			
<i>Revenue</i>			
Revenue from Other Agencies	-	-	-
Charges for Services	5,886,435	178,000	6,493,469
Misc and Non-Operating Revenue	49,000	10,000	70,000
Interfund Revenue	-	-	-
Fund Balance-Prior Year	581,321	-	-
TOTAL RESOURCES	\$ 6,516,756	\$ 188,000	\$ 6,563,469
ESTIMATED REQUIREMENTS			
<i>Expenditures</i>			
Salaries and Benefits	3,347,134	-	382,718
Maintenance and Operations	2,594,622	188,000	5,245,746
Capital Outlay	-	-	-
Transfers to Other Funds	575,000	-	-
TOTAL APPROPRIATIONS	\$ 6,516,756	\$ 188,000	\$ 5,628,464
Unallocated	-	-	935,005
GRAND TOTAL	\$ 6,516,756	\$ 188,000	\$ 6,563,469

**CITY OF GLENDALE
INTERNAL SERVICE FUNDS
SUMMARY OF THE BUDGET FOR THE YEAR ENDING JUNE 30, 2011**

	Compensation Insurance Fund	Dental Insurance Fund	Medical Insurance Fund
ESTIMATED FINANCING RESOURCES			
<i>Revenue</i>			
Revenue from Other Agencies	-	-	-
Charges for Services	11,138,140	1,398,000	22,240,000
Misc and Non-Operating Revenue	200,000	5,000	20,000
Interfund Revenue	-	-	-
Fund Balance-Prior Year	-	-	-
TOTAL RESOURCES	\$ 11,338,140	\$ 1,403,000	\$ 22,260,000
ESTIMATED REQUIREMENTS			
<i>Expenditures</i>			
Salaries and Benefits	1,267,371	-	-
Maintenance and Operations	9,163,222	1,403,000	22,260,000
Capital Outlay	37,547	-	-
Transfers to Other Funds	-	-	-
TOTAL APPROPRIATIONS	\$ 10,468,140	\$ 1,403,000	\$ 22,260,000
Unallocated	870,000	-	-
GRAND TOTAL	\$ 11,338,140	\$ 1,403,000	\$ 22,260,000

**CITY OF GLENDALE
INTERNAL SERVICE FUNDS
SUMMARY OF THE BUDGET FOR THE YEAR ENDING JUNE 30, 2011**

	Vision Insurance Fund	Employee Benefits Fund	RHSP Benefits Fund
ESTIMATED FINANCING RESOURCES			
<i>Revenue</i>			
Revenue from Other Agencies	-	-	-
Charges for Services	344,000	3,307,000	2,332,000
Misc and Non-Operating Revenue	3,000	100,000	100,000
Interfund Revenue	-	-	-
Fund Balance-Prior Year	-	-	-
TOTAL RESOURCES	\$ 347,000	\$ 3,407,000	\$ 2,432,000
ESTIMATED REQUIREMENTS			
<i>Expenditures</i>			
Salaries and Benefits	-	-	-
Maintenance and Operations	347,000	2,647,000	1,732,000
Capital Outlay	-	-	-
Transfers to Other Funds	-	-	-
TOTAL APPROPRIATIONS	\$ 347,000	\$ 2,647,000	\$ 1,732,000
Unallocated	-	760,000	700,000
GRAND TOTAL	\$ 347,000	\$ 3,407,000	\$ 2,432,000

**CITY OF GLENDALE
INTERNAL SERVICE FUNDS
SUMMARY OF THE BUDGET FOR THE YEAR ENDING JUNE 30, 2011**

	Post Employment Benefits Fund	ISD Wireless Communication Fund	Total
ESTIMATED FINANCING RESOURCES			
<i>Revenue</i>			
Revenue from Other Agencies	-	-	15,000
Charges for Services	50,230	3,057,452	73,478,127
Misc and Non-Operating Revenue	10,000	-	1,345,505
Interfund Revenue	-	351,182	1,047,182
Fund Balance-Prior Year	-	261,302	5,738,644
TOTAL RESOURCES	\$ 60,230	\$ 3,669,936	\$ 81,624,458
ESTIMATED REQUIREMENTS			
<i>Expenditures</i>			
Salaries and Benefits	-	1,085,496	12,195,439
Maintenance and Operations	60,230	2,184,440	60,974,685
Capital Outlay	-	400,000	4,050,383
Transfers to Other Funds	-	-	1,075,000
TOTAL APPROPRIATIONS	\$ 60,230	\$ 3,669,936	\$ 78,295,507
Unallocated	-	-	3,328,951
GRAND TOTAL	\$ 60,230	\$ 3,669,936	\$ 81,624,458

**CITY OF GLENDALE
INTERNAL SERVICE FUNDS
SUMMARY OF THE BUDGET FOR THE YEAR ENDING JUNE 30, 2011**

INTERNAL SERVICE FUNDS SUMMARY		Actual 2008-09	Adopted 2009-10	Revised 2009-10	Adopted 2010-11
REVENUES					
REVENUE - OTHER AGENCIES					
31260	Mutual aid reimbursement	-	100,000	100,000	15,000
TOTAL REVENUE - OTHER AGENCIES		-	100,000	100,000	15,000
CHARGES FOR SERVICES					
34502	Technology fees	176,579	120,000	120,000	175,000
34675	Wireless communication fee	9,100	-	-	-
34676	Joint air support maint. fee	196,203	601,378	601,378	601,378
37000	Charges for ins-Gov	7,402,200	7,932,597	7,932,597	-
37001	Charges for self-insured	4,495,878	4,058,302	4,058,302	15,465,333
37002	Charges for excess liab insura	920,001	1,011,925	1,011,925	1,341,220
37003	Charges for auto insurance	851,040	936,144	936,144	1,003,056
37010	Charges for ins-Ent	3,209,624	2,938,521	2,938,521	-
37030	Charges for ins-GCEA	3,927,271	3,915,284	3,915,284	-
37031	Charges for ins-HMO ER	-	-	5,000,000	5,280,000
37032	Charges for ins-HMO EE	-	-	2,000,000	1,580,000
37033	Charges for ins-PPO ER	-	-	-	10,110,000
37034	Charges for ins-PPO EE	-	-	-	1,760,000
37035	Charges for ins-retirees HMO	-	-	-	740,000
37036	Charges for ins-retirees PPO	-	-	-	2,770,000
37040	Charges for ins-GPOA	1,495,119	1,487,592	1,487,592	-
37050	Charges for ins-GFFA	1,767,849	1,766,702	1,766,702	-
37060	Charges for ins-retirees	2,630,132	2,890,903	2,890,903	148,000
37070	Charges for ins-other	3,338,551	3,350,815	3,350,815	-
37080	Charges for ins-dental	1,278,081	1,173,148	1,173,148	1,250,000
37090	Charges for ins-vision	327,206	329,982	329,982	344,000
37100	Charges for empl benefits	1,832,241	956,343	956,343	2,332,000
37101	Charges for employee vac/comp	845,631	2,091,576	2,091,576	1,220,000
37102	Charges for employee comp time	-	-	-	2,087,000
37103	Sick leave retired	356,870	-	-	-
37104	Medical - deceased-Fire	264,880	-	-	20,344
37105	Medical-deceased-Police	349,113	-	-	29,886
37110	Charges for vehicles	2,537,628	12,002,508	12,002,508	11,952,508
37111	Charges for equipment usage	-	-	-	500,000
37140	Graphics fees (external)	380,414	-	-	-
37150	ISD Service Charge	587,394	634,616	634,616	12,768,402
TOTAL CHARGES FOR SERVICES		39,179,005	48,198,336	55,198,336	73,478,127
MISC. & NON-OPERATING					
38510	City's contribution	-	368,505	368,505	368,505
38560	Miscellaneous revenue	710,150	-	-	50,000
38563	Claims recovery	28,325	-	-	-
38710	Interest & inv. revenue	1,326,673	1,034,064	1,034,064	867,000
38715	Interest & inv GASB 31	162,114	-	-	-
39080	Sales of property	120,000	100,000	100,000	60,000
TOTAL MISC. & NON-OPERATING		2,347,262	1,502,569	1,502,569	1,345,505

**CITY OF GLENDALE
INTERNAL SERVICE FUNDS
SUMMARY OF THE BUDGET FOR THE YEAR ENDING JUNE 30, 2011**

INTERNAL SERVICE FUNDS SUMMARY	Actual 2008-09	Adopted 2009-10	Revised 2009-10	Adopted 2010-11
INTERFUND REVENUE				
37540 Charges for telephone	281,000	281,000	281,000	1,047,182
TOTAL INTERFUND REVENUE	281,000	281,000	281,000	1,047,182
TRANSFER - OTHER FUNDS				
39100 Transfer-General Fund	2,385,700	2,338,226	5,128,226	-
39120 Transfer-Capital Funds	950,000	3,050,000	3,050,000	-
39130 Transfer-Debt Service	-	-	5,000,000	-
39210 Transfer-Internal Service Fund	98,000	-	-	-
39220 Capital contributions	13,649,322	-	-	-
TOTAL TRANSFER - OTHER FUNDS	17,083,022	5,388,226	13,178,226	-
TOTAL REVENUES	\$ 58,890,289	\$ 55,470,131	\$ 70,260,131	\$ 75,885,814
USE OF FUND BALANCE/(SURPLUS)	-	1,233,748	-	2,409,693
TOTAL RESOURCES	\$ 58,890,289	\$ 56,703,879	\$ 70,260,131	\$ 78,295,507
EXPENSES				
SALARIES & BENEFITS				
41100 Salaries	2,847,443	4,973,463	4,973,463	8,131,749
41200 Overtime	32,048	93,501	93,501	230,811
41300 Hourly wages	812,692	951,318	951,318	1,210,989
41600-42500 Benefits	4,454,489	908,825	908,825	1,512,127
42600-42700 Retirement	396,182	570,714	570,714	1,109,763
TOTAL SALARIES & BENEFITS	8,542,854	7,497,821	7,497,821	12,195,439
MAINTENANCE & OPERATIONS				
42800 Auto allowance	1,127	10,080	10,080	21,510
42900 Uniform allowance	2,502	16,100	16,100	17,609
43050 Repairs-bldgs & grounds	2,327	17,000	17,000	14,000
43060 Utilities	50,128	135,120	135,120	106,100
43080 Rent	88,703	88,611	88,611	29,054
43090 Equipment usage	117	500	500	500
43110 Contractual services	1,348,204	2,414,316	2,474,316	3,285,500
43111 Construction services	-	-	-	150,000
43150 Cost allocation charge	39,114	1,408,232	1,408,232	2,561,034
44100 Repairs to equipment	2,445	11,100	11,100	26,100
44120 Repairs to office equip	29,951	5,345	5,345	5,300
44250 Data communication	292,795	335,848	335,848	33,280
44251 Wireless data communication	-	-	-	119,105
44300 Telephone	379,766	53,448	53,448	741,890
44301 Cell phone	-	-	-	238,187
44350 Vehicle maintenance	1,138	2,405,871	2,405,871	2,498,227
44351 Fleet / equip rental charge	-	4,500	4,500	4,800
44352 ISD service charge	-	-	-	90,040
44400 Janitorial services	5,158	10,200	10,200	16,410
44450 Postage	15,531	9,450	9,450	9,873
44550 Travel	10,682	48,165	48,165	48,134
44600 Laundry & towel service	-	13,400	13,400	13,400
44650 Training	17,228	122,188	122,188	162,058

**CITY OF GLENDALE
INTERNAL SERVICE FUNDS
SUMMARY OF THE BUDGET FOR THE YEAR ENDING JUNE 30, 2011**

INTERNAL SERVICE FUNDS SUMMARY		Actual 2008-09	Adopted 2009-10	Revised 2009-10	Adopted 2010-11
44700	Computer software	399,833	540,790	540,790	754,490
44750	Liability	85,656	629,868	629,868	235,961
44751	Insurance/surety bond premium	-	-	-	168,048
44752	Auto insurance premiums	-	-	-	1,003,056
44760	Regulatory	5,899	6,700	6,700	6,700
44800	Membership and dues	5,747	9,830	9,830	9,124
45050	Periodicals & newspapers	1,741	4,510	4,510	4,410
45100	Books	8,637	12,630	12,630	14,132
45150	Furniture & equipment	301,595	2,479,018	2,240,237	944,780
45170	Computer hardware	546,042	253,400	253,400	688,300
45200	Maps and blue prints	3,113	300	300	300
45250	Office supplies	57,645	36,680	36,680	25,270
45300	Small tools	5,983	21,600	21,600	26,650
45350	General supplies	98,553	100,515	100,515	329,755
45400	Reports & publications	-	600	600	600
45450	Printing and graphics	8,357	6,350	6,350	5,850
45502	Fuel-natural gas	-	483,500	483,500	484,000
45503	Fuel - gasoline	1,175	1,477,159	1,477,159	1,478,659
45504	Fuel - diesel gas	-	1,307,944	1,307,944	1,307,944
45600	A & G overhead	-	269,800	269,800	269,800
45620	Material overhead	-	1,800	1,800	1,800
45621	Employee benefit overhead	-	299,300	299,300	299,300
46000	Depreciation	28,233	2,150,276	2,150,276	2,055,316
46900	Business meetings	1,974	4,850	4,850	4,550
47000	Miscellaneous	27,846	30,829,164	30,829,164	40,663,779
47010	Discount earned & lost	(835)	-	-	-
47057	Accr int cap lease -fire equip	98,490	88,000	88,000	-
47064	Int cap lease - fire equip 09	40,921	82,000	82,000	-
47230	Retirees	226,718	-	-	-
48501	Excess liability premium	1,187,942	-	-	-
48502	Legal consultation fee	349,273	-	-	-
48503	Litigation miscellaneous exp	423,975	-	-	-
48510	Claims accrual	4,087,203	-	-	-
48512	Insurance admin fee	2,142,044	-	-	-
48513	HMO premium ER	-	-	5,000,000	-
48514	HMO premium EE	-	-	2,000,000	-
48562	Compensation ins-temporary	1,345,367	-	-	-
48563	Compensation ins-permanent	1,063,886	-	-	-
48564	Compensation ins-medical	3,439,007	-	-	-
48565	Compensation ins-other exp	465,099	-	-	-
48566	Compensation ins-rehab	2,240	-	-	-
48567	Compensation ins-training	20,496	-	-	-
48600	Claims	13,704,303	-	-	-
48601	Insurance claims	53,325	-	-	-
TOTAL MAINTENANCE & OPERATIONS		32,524,399	48,206,058	55,027,277	60,974,685
TRANSFER - OTHER FUNDS					
48010	Transfer-General Fund	-	1,000,000	1,000,000	1,075,000
48020	Transfer-Special Revenue	166,845	-	-	-
TOTAL TRANSFER - OTHER FUNDS		166,845	1,000,000	1,000,000	1,075,000

**CITY OF GLENDALE
INTERNAL SERVICE FUNDS
SUMMARY OF THE BUDGET FOR THE YEAR ENDING JUNE 30, 2011**

INTERNAL SERVICE FUNDS SUMMARY	Actual 2008-09	Adopted 2009-10	Revised 2009-10	Adopted 2010-11
CAPITAL PROJECTS				
59999 Asset capitalization	(55,427)	-	-	-
TOTAL CAPITAL PROJECTS	(55,427)	-	-	-
Capital Outlay	3,679,868	-	3,097,111	4,050,383
TOTAL EXPENSES	\$ 44,858,539	\$ 56,703,879	\$ 66,622,209	\$ 78,295,507

**CITY OF GLENDALE
SUMMARY OF REVENUES BY FUND**

	Actual 2008-09	Adopted 2009-10	Revised 2009-10	Adopted 2010-11
General Fund (101)				
Property taxes				
30010 Property tax current	23,551,543	24,900,000	24,900,000	24,100,000
30011 Property tax admin fee	(651,775)	(800,000)	(800,000)	(730,000)
30020 Property tax delinquent	1,483,804	800,000	800,000	1,480,000
30030 Property tax supplement	688,108	250,000	250,000	690,000
30050 ERAF in lieu VLF	15,895,555	15,800,000	15,800,000	15,860,000
30060 SB211 Prop tax share Central	458,672	187,000	187,000	460,000
30700 Property tax penalty	351,879	100,000	100,000	350,000
Total Property taxes	41,777,786	41,237,000	41,237,000	42,210,000
Sales tax				
30300 Sales tax	18,236,823	17,116,000	19,736,000	20,836,000
30305 ERAF in lieu of sales tax	6,608,163	5,705,000	5,705,000	5,705,000
30310 State 1/2% sales tax	1,548,464	1,600,000	1,600,000	1,600,000
Total Sales tax	26,393,450	24,421,000	27,041,000	28,141,000
Utility users tax				
30320 Utility users tax	28,797,733	28,525,000	28,525,000	28,525,000
Total Utility users tax	28,797,733	28,525,000	28,525,000	28,525,000
Other taxes				
30330 Franchise tax	2,707,752	2,713,000	2,713,000	2,713,000
30340 Occupancy tax	2,381,130	2,900,000	2,900,000	2,900,000
30350 Property transfer tax	479,207	550,000	550,000	550,000
30360 Scholl Canyon assessment	-	-	-	2,800,000
Total Other taxes	5,568,089	6,163,000	6,163,000	8,963,000
Revenues from other agencies				
31260 Mutual aid reimbursement	391,950	-	-	-
31600 Historic preserve grant	-	-	9,300	-
32850 State S/B 90	9,165	100,000	100,000	50,000
33000 Motor vehicle in lieu	753,297	500,000	500,000	500,000
33100 State library grant	12,297	80,000	80,000	80,000
33400 State H/O exemptions	221,960	225,000	225,000	225,000
34050 County grants	1,707	10,000	10,000	10,000
Total Revenues from other agencies	1,390,376	915,000	924,300	865,000
Charges for services				
34500 Zoning-Subdivision fees	27,256	24,000	24,000	24,000
34510 Map and publication fees	36,406	40,000	40,000	30,000
34520 Filing-certification fee	7,753	10,000	10,000	10,000
34521 Passports	27,025	-	-	-
34522 Passport photos	10,411	-	-	-
34523 Notary fees	11,025	-	-	-
34526 Shipping fees	1,962	-	-	-
34527 Child identification kits	1,211	-	-	-

**CITY OF GLENDALE
SUMMARY OF REVENUES BY FUND**

	Actual 2008-09	Adopted 2009-10	Revised 2009-10	Adopted 2010-11
34528 Passport pass-through fee	106,226	-	-	-
34529 Film rentals of city property	79,415	100,000	100,000	100,000
34532 Special event fees	649,255	-	-	-
34540 Finger print fees	239,109	200,000	200,000	200,000
34600 Special police fees	474,207	500,000	500,000	860,000
34605 Vehicle tow admin fee (VTACR)	184,522	150,000	150,000	150,000
34630 Fire fees	300,047	475,000	475,000	475,000
34631 Fire mechanical maint fees	10,659	10,000	10,000	10,000
34640 Fire communication - tri city	286,900	-	-	-
34650 Hydrant flow test fees	6,460	-	-	-
34680 Code enforcement fees	45,194	60,000	60,000	40,000
34681 Administrative code enforcemen	-	35,000	35,000	-
34690 Youth employment fees	910,633	1,557,577	1,557,577	1,685,660
34691 Outreach revenue	69,816	130,000	130,000	130,000
34700 Express plan check fees	30,302	21,000	21,000	5,000
34710 Excavation fees	87,908	90,000	90,000	90,000
34770 Collectible jobs - A & G	75,546	80,000	80,000	80,000
35000 Library fines and fees	118,318	125,000	125,000	125,000
35020 Library misc fees	13	-	-	-
35260 Sports leagues	4,430	-	-	-
35261 Aquatics	10,598	15,000	15,000	15,000
35510 Local assessment fees	164,647	5,000	5,000	50,000
Total Charges for services	3,977,254	3,627,577	3,627,577	4,079,660
Intergovernmental revenues				
30900 Intergovernmental revenue	2,040,000	2,081,000	2,081,000	3,081,000
Total Intergovernmental revenues	2,040,000	2,081,000	2,081,000	3,081,000
Licenses and permits				
30800 Dog licenses	108,466	130,000	130,000	100,000
30805 Cat licenses	25	-	-	-
30820 Building permits	2,807,208	3,800,000	3,800,000	3,430,000
30821 Green bldg initiative SB1473	318	-	-	-
30825 Plan check fees	174,332	290,000	290,000	128,000
30830 Variance permits	895,055	675,000	675,000	675,000
30840 Grading permits	24,249	10,000	10,000	20,000
30850 Street permits	315,587	300,000	300,000	300,000
30870 Business license permits	513,457	425,000	425,000	450,000
Total Licenses and permits	4,838,697	5,630,000	5,630,000	5,103,000
InterFund revenue				
37510 Charges to Ent-Manager	1,001,510	-	-	-
37515 Charges to Ent-Auditor	349,464	-	-	-
37520 Charges to Ent-Clerk	445,386	-	-	-
37530 Charges to Ent-Finance	1,074,316	-	-	-
37540 Charges for telephone	2,314,920	-	-	-
37550 Charges to Ent-Treasurer	219,101	-	-	-
37560 Charges to Ent-Purchasng	172,058	-	-	-

**CITY OF GLENDALE
SUMMARY OF REVENUES BY FUND**

	Actual 2008-09	Adopted 2009-10	Revised 2009-10	Adopted 2010-11
37570 Charges to Ent-Legal	710,067	-	-	-
37580 Charges to Ent-Personnel	468,295	-	-	-
37600 Charges to Ent-Training	39,307	-	-	-
37610 Charges to Ent-Parks-Rec	55,170	-	-	-
37620 Charges to Ent-G.G. Bldg	45,840	-	-	-
37630 Charges to Ent-Mem & Due	30,732	-	-	-
37640 Charges to Ent-PW admin	298,416	-	-	-
37660 Salary O/H budget Job	471,484	408,000	408,000	410,000
37661 Cost allocation revenue	-	11,818,178	11,818,178	14,386,563
Total InterFund revenue	7,696,066	12,226,178	12,226,178	14,796,563
Fines and forfeitures				
37800 Traffic safety fines	1,257,782	1,200,000	1,200,000	1,200,000
37801 Red-Light traffic safety fines	-	-	-	385,000
Total Fines and forfeitures	1,257,782	1,200,000	1,200,000	1,585,000
Use of money and property				
38000 Interest & inv. revenue	1,632,389	2,381,556	2,381,556	1,500,000
38005 Interest & inv GASB 31	238,590	-	-	-
38100 Landfill gas royalties	2,456,833	2,750,000	2,750,000	2,500,000
38200 Rental income	100,008	240,160	240,160	240,000
38201 Lease income	-	450,000	450,000	450,000
Total Use of money and property	4,427,820	5,821,716	5,821,716	4,690,000
Miscellaneous revenue				
38500 Donations & contribution	11,506	40,000	40,000	20,000
38520 Rose float donations	47,500	-	-	-
38525 Sponsorships	12,815	-	-	-
38526 Advertising revenue	56,342	4,000	4,000	30,000
38550 Unclaimed money & prop	174,623	50,000	50,000	50,000
38560 Miscellaneous revenue	1,869,470	300,000	300,000	722,669
39080 Sales of property	13,225	-	-	-
Total Miscellaneous revenue	2,185,481	394,000	394,000	822,669
Operating transfer from other funds				
39110 Transfer-Special Revenue	-	-	-	3,000,000
39120 Transfer-Capital Funds	4,300,000	5,420,000	2,800,000	-
39144 Transfer-Haz Mat Fund	100,000	-	-	-
39145 Transfer-Sewer Fund	1,135,000	-	-	-
39146 Transfer-Refuse Fund	500,000	-	-	1,000,000
39150 Transfer-Electric	19,107,000	19,107,000	19,107,000	19,107,000
39160 Transfer-Water	4,160,000	4,160,000	4,160,000	4,160,000
39200 Transfer-Parking	1,900,000	1,900,000	1,900,000	1,900,000
39210 Transfer-Internal Service Fund	-	1,000,000	1,000,000	1,075,000
Total Operating transfer from other funds	31,202,000	31,587,000	28,967,000	30,242,000
Total General Fund	\$161,552,534	\$163,828,471	\$163,837,771	\$173,103,892

**CITY OF GLENDALE
SUMMARY OF REVENUES BY FUND**

	Actual 2008-09	Adopted 2009-10	Revised 2009-10	Adopted 2010-11
<u>Special Revenue</u>				
Community Development Fund (201)				
Revenues from other agencies				
31440 Comm dev block grant	3,090,388	3,648,226	3,708,189	3,792,466
Total Revenues from other agencies	3,090,388	3,648,226	3,708,189	3,792,466
Miscellaneous revenue				
38730 Grant program income	77,944	43,670	-	-
Total Miscellaneous revenue	77,944	43,670	-	-
Total Community Development Fund	3,168,332	3,691,896	3,708,189	3,792,466
Housing Assistance Fund (202)				
Revenues from other agencies				
31400 Voucher program	11,152,268	10,936,586	10,936,586	12,576,129
31406 Family self-sufficiency	65,325	65,640	65,640	-
31430 Earned admin. reserve	1,655,536	1,628,354	1,628,354	1,524,000
38720 Portable voucher fees	1,059,192	1,068,556	12,772,556	12,803,800
Total Revenues from other agencies	13,932,321	13,699,136	25,403,136	26,903,929
Use of money and property				
38000 Interest & inv. revenue	52,835	72,036	72,036	20,000
38005 Interest & inv GASB 31	5,781	-	-	-
Total Use of money and property	58,616	72,036	72,036	20,000
Miscellaneous revenue				
38560 Miscellaneous revenue	41,299	47,286	47,286	47,286
Total Miscellaneous revenue	41,299	47,286	47,286	47,286
Total Housing Assistance Fund	14,032,236	13,818,458	25,522,458	26,971,215
Home Grant Fund (203)				
Revenues from other agencies				
31410 Home grant	2,889,061	2,329,741	2,329,741	2,317,339
Total Revenues from other agencies	2,889,061	2,329,741	2,329,741	2,317,339
Miscellaneous revenue				
38750 HOME program income	5,852	3,000	3,000	3,000
Total Miscellaneous revenue	5,852	3,000	3,000	3,000
Total Home Grant Fund	2,894,913	2,332,741	2,332,741	2,320,339

**CITY OF GLENDALE
SUMMARY OF REVENUES BY FUND**

	Actual 2008-09	Adopted 2009-10	Revised 2009-10	Adopted 2010-11
Supportive Housing Grant Fund (204)				
Revenues from other agencies				
31420 Supportive housing prog	1,643,350	2,215,840	2,215,840	2,194,335
Total Revenues from other agencies	1,643,350	2,215,840	2,215,840	2,194,335
Miscellaneous revenue				
38511 Cash match	7,543	-	-	-
Total Miscellaneous revenue	7,543	-	-	-
Total Supportive Housing Grant Fund	1,650,893	2,215,840	2,215,840	2,194,335
Emergency Shelter Grant Fund (205)				
Revenues from other agencies				
31450 Emergency shelter grant	156,143	144,393	144,393	143,776
Total Revenues from other agencies	156,143	144,393	144,393	143,776
Total Emergency Shelter Grant Fund	156,143	144,393	144,393	143,776
Workforce Investment Fund (206)				
Revenues from other agencies				
31701 WIA Title I adult	633,405	746,730	746,730	643,000
31702 WIA Title I youth	676,052	662,113	662,113	680,000
31703 WIA dislocated worker	750,126	858,887	1,063,319	976,000
31704 WIA discretionary	84,880	500,000	740,000	155,000
31707 WIA SALT funds	27,000	-	-	-
31711 WIA 15% Governor's discr grant	-	100,000	271,956	150,000
31712 WIA Wagner Peyser grant	-	-	146,965	-
31713 Social Security admin grant	104,948	106,000	106,000	106,000
31730 Title III rapid response	518,158	500,000	500,000	400,000
31756 CalWork youth - County	238,016	-	-	722,100
31791 WIA emergency grant	33,627	-	-	-
34000 GAIN assessment	222,805	95,000	95,000	70,000
34200 Hawthorne WIA PAN	10,800	4,800	4,800	10,000
Total Revenues from other agencies	3,299,817	3,573,530	4,336,883	3,912,100
Miscellaneous revenue				
38560 Miscellaneous revenue	-	50,000	148,257	50,000
Total Miscellaneous revenue	-	50,000	148,257	50,000
Total Workforce Investment Fund	3,299,817	3,623,530	4,485,140	3,962,100

**CITY OF GLENDALE
SUMMARY OF REVENUES BY FUND**

	Actual 2008-09	Adopted 2009-10	Revised 2009-10	Adopted 2010-11
GRA Administrative Fund I (240)				
Property taxes				
30010 Property tax current	13,035,804	14,373,000	14,373,000	11,717,545
30020 Property tax delinquent	(18,661)	120,000	120,000	120,000
30030 Property tax supplement	343,484	320,000	320,000	280,000
Total Property taxes	13,360,627	14,813,000	14,813,000	12,117,545
Charges for services				
35535 Parking meters Glendale lots	18,605	16,000	16,000	16,000
Total Charges for services	18,605	16,000	16,000	16,000
Use of money and property				
38000 Interest & inv. revenue	930,978	950,000	950,000	630,000
38005 Interest & inv GASB 31	110,181	-	-	-
38200 Rental income	364,817	300,000	300,000	300,000
Total Use of money and property	1,405,976	1,250,000	1,250,000	930,000
Miscellaneous revenue				
38560 Miscellaneous revenue	88,020	20,000	20,000	20,000
Total Miscellaneous revenue	88,020	20,000	20,000	20,000
Total GRA Administrative Fund I	14,873,228	16,099,000	16,099,000	13,083,545
GRA Administrative Fund II (241)				
Property taxes				
30010 Property tax current	6,498,307	6,945,600	6,945,600	6,768,017
30020 Property tax delinquent	3,798	48,000	48,000	48,000
30030 Property tax supplement	163,324	80,000	80,000	60,000
Total Property taxes	6,665,429	7,073,600	7,073,600	6,876,017
Use of money and property				
38000 Interest & inv. revenue	28,935	50,000	50,000	20,000
38005 Interest & inv GASB 31	2,509	-	-	-
Total Use of money and property	31,444	50,000	50,000	20,000
Miscellaneous revenue				
38558 Misc landscape assessment	(21,774)	-	-	-
Total Miscellaneous revenue	(21,774)	-	-	-
Total GRA Administrative Fund II	6,675,099	7,123,600	7,123,600	6,896,017
Low & Moderate Housing Fund (242)				
Property taxes				
30010 Property tax current	6,169,369	4,345,287	4,345,287	4,153,295
30020 Property tax delinquent	(3,716)	42,000	42,000	-
30030 Property tax supplement	126,702	100,000	100,000	-
Total Property taxes	6,292,355	4,487,287	4,487,287	4,153,295

**CITY OF GLENDALE
SUMMARY OF REVENUES BY FUND**

	Actual 2008-09	Adopted 2009-10	Revised 2009-10	Adopted 2010-11
Use of money and property				
38000 Interest & inv. revenue	276,129	-	-	200,000
38005 Interest & inv GASB 31	58,521	-	-	-
38200 Rental income	16,507	-	-	-
Total Use of money and property	351,157	-	-	200,000
Miscellaneous revenue				
38560 Miscellaneous revenue	636,551	250,000	250,000	250,000
39080 Sales of property	131,000	-	-	-
Total Miscellaneous revenue	767,551	250,000	250,000	250,000
Non operating sources				
39010 Issuance of debt	14,000,000	-	4,808,586	-
Total Non operating sources	14,000,000	-	4,808,586	-
Total Low & Moderate Housing Fund	21,411,063	4,737,287	9,545,873	4,603,295
GRA Central Project Fund (244)				
Use of money and property				
38000 Interest & inv. revenue	113,387	200,000	200,000	100,000
38005 Interest & inv GASB 31	12,636	-	-	-
Total Use of money and property	126,023	200,000	200,000	100,000
Total GRA Central Project Fund	126,023	200,000	200,000	100,000
GC3 Fund (245)				
Use of money and property				
38000 Interest & inv. revenue	46,632	60,000	60,000	50,000
38005 Interest & inv GASB 31	5,999	-	-	-
Total Use of money and property	52,631	60,000	60,000	50,000
Operating transfer from other funds				
39140 Transfer-GRA	658,000	591,000	591,000	605,000
Total Operating transfer from other funds	658,000	591,000	591,000	605,000
Total GC3 Fund	710,631	651,000	651,000	655,000
SF Rd Corridor Tax Share Fund (246)				
Revenues from other agencies				
33510 County shared revenues-proptax	2,279,045	2,000,000	2,000,000	2,300,000
Total Revenues from other agencies	2,279,045	2,000,000	2,000,000	2,300,000

**CITY OF GLENDALE
SUMMARY OF REVENUES BY FUND**

	Actual 2008-09	Adopted 2009-10	Revised 2009-10	Adopted 2010-11
Use of money and property				
38000 Interest & inv. revenue	219,873	250,000	250,000	160,000
38005 Interest & inv GASB 31	19,902	-	-	-
Total Use of money and property	239,775	250,000	250,000	160,000
Total SF Rd Corridor Tax Share Fund	2,518,820	2,250,000	2,250,000	2,460,000
Local Transit Assistance Fund (250)				
Revenues from other agencies				
31240 Federal grant	251,425	-	-	385,344
32550 National transit database	-	370,000	370,000	380,000
32610 State grants	-	200,000	200,000	-
34050 County grants	2,988,078	3,400,000	3,400,000	3,042,513
34060 County Prop A incentive	197,912	200,000	200,000	203,146
34070 County Prop C grant	2,487,735	2,800,000	2,800,000	2,524,078
Total Revenues from other agencies	5,925,150	6,970,000	6,970,000	6,535,081
Charges for services				
34780 Transit fare	392,625	450,000	450,000	450,000
34790 MTA pass sales	128,545	120,000	120,000	120,000
34800 Dial-a-ride	43,968	110,000	110,000	45,000
34830 Bee line senior pass	3,476	2,000	2,000	2,000
34840 Bee line fuel sales	-	-	-	5,000
34850 La Canada shuttle service	809,621	734,000	734,000	800,000
35550 Parking garage revenue	26,585	-	-	25,000
Total Charges for services	1,404,820	1,416,000	1,416,000	1,447,000
Use of money and property				
38000 Interest & inv. revenue	361,168	450,000	450,000	-
38005 Interest & inv GASB 31	42,563	-	-	-
38200 Rental income	7,868	6,000	6,000	-
Total Use of money and property	411,599	456,000	456,000	-
Miscellaneous revenue				
38526 Advertising revenue	35,025	25,000	25,000	40,000
38560 Miscellaneous revenue	1,095	1,000	1,000	-
Total Miscellaneous revenue	36,120	26,000	26,000	40,000
Total Local Transit Assistance Fund	7,777,689	8,868,000	8,868,000	8,022,081
Air Quality Improvement (251)				
Revenues from other agencies				
32500 AQMD assessment (456)	234,542	255,000	255,000	255,000
Total Revenues from other agencies	234,542	255,000	255,000	255,000

**CITY OF GLENDALE
SUMMARY OF REVENUES BY FUND**

	Actual 2008-09	Adopted 2009-10	Revised 2009-10	Adopted 2010-11
Charges for services				
34810 Employee MTA pass sales	8,568	7,000	7,000	7,000
34820 Employee metro link pass	50,678	45,000	45,000	45,000
Total Charges for services	59,246	52,000	52,000	52,000
Use of money and property				
38000 Interest & inv. revenue	15,699	20,000	20,000	20,000
38005 Interest & inv GASB 31	1,925	-	-	-
Total Use of money and property	17,624	20,000	20,000	20,000
Total Air Quality Improvement	311,412	327,000	327,000	327,000
PW Special Grants Fund (252)				
Revenues from other agencies				
31955 Hazard elimin. & safety grant	180,358	-	-	-
Total Revenues from other agencies	180,358	-	-	-
Total PW Special Grants Fund	180,358	-	-	-
SanFernando Landscape District (253)				
Miscellaneous revenue				
38558 Misc landscape assessment	48,655	39,400	39,400	40,000
Total Miscellaneous revenue	48,655	39,400	39,400	40,000
Total SanFernando Landscape District	48,655	39,400	39,400	40,000
Measure R Fund (254)				
Sales tax				
30311 Measure R half-cent sales tax	-	-	-	1,400,000
Total Sales tax	-	-	-	1,400,000
Use of money and property				
38000 Interest & inv. revenue	-	-	-	9,000
Total Use of money and property	-	-	-	9,000
Total Measure R Fund	-	-	-	1,409,000
Narcotic Forfeiture Fund (260)				
Fines and forfeitures				
37810 Narcotics forfeitures	630,240	-	-	-
Total Fines and forfeitures	630,240	-	-	-

**CITY OF GLENDALE
SUMMARY OF REVENUES BY FUND**

	Actual 2008-09	Adopted 2009-10	Revised 2009-10	Adopted 2010-11
Use of money and property				
38000 Interest & inv. revenue	20,762	-	-	-
38005 Interest & inv GASB 31	2,966	-	-	-
Total Use of money and property	23,728	-	-	-
Operating transfer from other funds				
39110 Transfer-Special Revenue	-	-	-	240,000
Total Operating transfer from other funds	-	-	-	240,000
Total Narcotic Forfeiture Fund	653,968	-	-	240,000
Special Grant Fund (261)				
Revenues from other agencies				
31671 Police grants-misc federal	61,610	-	1,477,592	168,750
31673 Project safe neighborhoods grt	-	-	30,000	-
32870 Off of Traf Safety grant - CG	-	-	28,757	-
32871 Off of Traffic Safety-oper grt	78,792	-	247,487	-
33300 State police grants	46,539	316,020	316,020	238,363
33340 OCJP/L.A./Impact	16,404	16,329	16,329	38,025
34050 County grants	-	-	33,000	-
Total Revenues from other agencies	203,345	332,349	2,149,185	445,138
Charges for services				
34601 GHS - SRO	(140,880)	154,897	154,897	35,800
34602 LA County grant (COPPS Ahead)	149,425	-	-	220,813
Total Charges for services	8,545	154,897	154,897	256,613
Use of money and property				
38000 Interest & inv. revenue	3,155	-	-	-
Total Use of money and property	3,155	-	-	-
Miscellaneous revenue				
38500 Donations & contribution	6,460	20,500	20,500	37,600
38560 Miscellaneous revenue	176,283	11,904	61,904	12,000
Total Miscellaneous revenue	182,743	32,404	82,404	49,600
Total Special Grant Fund	397,788	519,650	2,386,486	751,351
Supplemental Law Enforcement (262)				
Revenues from other agencies				
33300 State police grants	165,156	330,312	330,312	330,312
Total Revenues from other agencies	165,156	330,312	330,312	330,312
Use of money and property				
38000 Interest & inv. revenue	5,058	-	-	-
38005 Interest & inv GASB 31	635	-	-	-
Total Use of money and property	5,693	-	-	-
Total Supplemental Law Enforcement	170,849	330,312	330,312	330,312

**CITY OF GLENDALE
SUMMARY OF REVENUES BY FUND**

	Actual 2008-09	Adopted 2009-10	Revised 2009-10	Adopted 2010-11
Police Staff Augmentation Fund (263)				
Charges for services				
34600 Special police fees	163,300	35,000	35,000	-
Total Charges for services	163,300	35,000	35,000	-
Fines and forfeitures				
37801 Red-Light traffic safety fines	779,310	385,000	385,000	-
Total Fines and forfeitures	779,310	385,000	385,000	-
Use of money and property				
38000 Interest & inv. revenue	127,013	-	-	-
38005 Interest & inv GASB 31	14,293	-	-	-
Total Use of money and property	141,306	-	-	-
Miscellaneous revenue				
38560 Miscellaneous revenue	496,319	340,000	340,000	-
Total Miscellaneous revenue	496,319	340,000	340,000	-
Operating transfer from other funds				
39100 Transfer-General Fund	1,836,831	2,500,000	2,500,000	-
Total Operating transfer from other funds	1,836,831	2,500,000	2,500,000	-
Total Police Staff Augmentation Fund	3,417,066	3,260,000	3,260,000	-
Fire Grant Fund (265)				
Revenues from other agencies				
31451 Fire grant-federal misc	495,747	-	-	-
31455 Metro medical response	-	113,000	-	-
31456 Domestic preparedness grant	1,669,639	-	1,337,773	370,671
31458 Homeland security grant	176,601	-	401,917	3,041,221
Total Revenues from other agencies	2,341,987	113,000	1,739,690	3,411,892
Miscellaneous revenue				
38500 Donations & contribution	104,107	43,000	36,000	3,000
Total Miscellaneous revenue	104,107	43,000	36,000	3,000
Total Fire Grant Fund	2,446,094	156,000	1,775,690	3,414,892
Fire Mutual Aid Fund (266)				
Revenues from other agencies				
31260 Mutual aid reimbursement	1,484,408	150,000	650,000	392,175
Total Revenues from other agencies	1,484,408	150,000	650,000	392,175
Total Fire Mutual Aid Fund	1,484,408	150,000	650,000	392,175

**CITY OF GLENDALE
SUMMARY OF REVENUES BY FUND**

	Actual 2008-09	Adopted 2009-10	Revised 2009-10	Adopted 2010-11
Special Events Fund (267)				
Charges for services				
34532 Special event fees	-	-	675,000	777,768
Total Charges for services	-	-	675,000	777,768
Total Special Events Fund	-	-	675,000	777,768
Nutritional Meals Grant Fund (270)				
Revenues from other agencies				
31000 USDA C1	21,266	21,266	21,266	21,266
31001 USDA C2	6,930	6,931	6,931	6,930
31300 Nutrit. meals IIIB support svcs	905	1,000	1,000	1,000
31310 Nutritional meals IIIC1	170,520	170,524	235,475	170,524
31320 Nutritional meals IIIC2	42,851	42,854	54,929	42,854
31331 ICM - IIIE	11,992	-	-	-
31340 ICM - Older American Act	36,049	36,399	37,338	31,648
31350 ICM - AB2800	14,937	15,461	15,461	3,863
31360 ICM - AB764	5,362	5,625	5,625	6,209
Total Revenues from other agencies	310,812	300,060	378,025	284,294
Use of money and property				
38000 Interest & inv. revenue	4,459	5,000	5,000	2,500
38005 Interest & inv GASB 31	37	-	-	-
Total Use of money and property	4,496	5,000	5,000	2,500
Miscellaneous revenue				
38500 Donations & contribution	50,928	71,000	71,000	70,000
38511 Cash match	5,407	42,000	42,000	10,000
38560 Miscellaneous revenue	11,886	17,000	17,000	13,500
Total Miscellaneous revenue	68,221	130,000	130,000	93,500
Operating transfer from other funds				
39100 Transfer-General Fund	136,911	136,911	136,911	136,911
Total Operating transfer from other funds	136,911	136,911	136,911	136,911
Total Nutritional Meals Grant Fund	520,440	571,971	649,936	517,205
Library Fund (275)				
Revenues from other agencies				
31200 Federal library grant	18,970	77,500	107,500	-
33100 State library grant	105,747	75,000	75,000	-
33120 State library literacy grant	52,714	55,000	55,000	-
33143 Staff tuition program grant	-	5,000	5,000	-
Total Revenues from other agencies	177,431	212,500	242,500	-

**CITY OF GLENDALE
SUMMARY OF REVENUES BY FUND**

	Actual 2008-09	Adopted 2009-10	Revised 2009-10	Adopted 2010-11
Charges for services				
35020 Library misc fees	102,664	112,000	112,000	112,669
Total Charges for services	102,664	112,000	112,000	112,669
Use of money and property				
38000 Interest & inv. revenue	14,999	30,000	30,000	18,000
38005 Interest & inv GASB 31	7,065	-	-	-
Total Use of money and property	22,064	30,000	30,000	18,000
Miscellaneous revenue				
38500 Donations & contribution	134,567	65,000	65,000	48,858
38560 Miscellaneous revenue	845	-	-	-
Total Miscellaneous revenue	135,412	65,000	65,000	48,858
Total Library Fund	437,571	419,500	449,500	179,527
Cable Access Fund (280)				
Charges for services				
34530 Cable access fees	700,427	450,000	450,000	450,000
Total Charges for services	700,427	450,000	450,000	450,000
Use of money and property				
38000 Interest & inv. revenue	13,350	17,000	17,000	17,000
38005 Interest & inv GASB 31	1,518	-	-	-
Total Use of money and property	14,868	17,000	17,000	17,000
Miscellaneous revenue				
38560 Miscellaneous revenue	1,170	1,000	1,000	1,000
Total Miscellaneous revenue	1,170	1,000	1,000	1,000
Total Cable Access Fund	716,465	468,000	468,000	468,000
Electric Public Benefit Fund (290)				
Other taxes				
30370 Public benefit fees	6,774,374	7,309,000	7,309,000	6,798,000
Total Other taxes	6,774,374	7,309,000	7,309,000	6,798,000
Use of money and property				
38000 Interest & inv. revenue	87,745	100,000	100,000	100,000
38005 Interest & inv GASB 31	10,862	-	-	-
Total Use of money and property	98,607	100,000	100,000	100,000
Miscellaneous revenue				
38560 Miscellaneous revenue	67,799	50,000	50,000	50,000
Total Miscellaneous revenue	67,799	50,000	50,000	50,000
Total Electric Public Benefit Fund	6,940,780	7,459,000	7,459,000	6,948,000

**CITY OF GLENDALE
SUMMARY OF REVENUES BY FUND**

	Actual 2008-09	Adopted 2009-10	Revised 2009-10	Adopted 2010-11
Fire Paramedic Fund (511)				
Charges for services				
34670 Emergency med response	10,496,479	9,695,597	9,695,597	11,679,673
34672 Paramedic membership fee	120,451	100,897	100,897	134,820
Total Charges for services	10,616,930	9,796,494	9,796,494	11,814,493
Miscellaneous revenue				
38560 Miscellaneous revenue	1,427	-	-	-
Total Miscellaneous revenue	1,427	-	-	-
Operating transfer from other funds				
39100 Transfer-General Fund	2,085,605	2,100,000	2,100,000	2,100,000
Total Operating transfer from other funds	2,085,605	2,100,000	2,100,000	2,100,000
Total Fire Paramedic Fund	12,703,962	11,896,494	11,896,494	13,914,493
ICIS (702)				
Charges for services				
34531 Interagency communication fees	280,000	280,000	280,000	-
Total Charges for services	280,000	280,000	280,000	-
Use of money and property				
38000 Interest & inv. revenue	15,935	5,000	5,000	-
38005 Interest & inv GASB 31	1,905	-	-	-
Total Use of money and property	17,840	5,000	5,000	-
Miscellaneous revenue				
38560 Miscellaneous revenue	11,020	6,000	7,515	-
Total Miscellaneous revenue	11,020	6,000	7,515	-
Total ICIS	308,860	291,000	292,515	-
Joint Air Suppt Operation Fund (703)				
Charges for services				
34676 Joint air support maint. fee	333,400	-	-	-
Total Charges for services	333,400	-	-	-
Miscellaneous revenue				
38510 City's contribution	338,714	-	-	-
Total Miscellaneous revenue	338,714	-	-	-

**CITY OF GLENDALE
SUMMARY OF REVENUES BY FUND**

	Actual 2008-09	Adopted 2009-10	Revised 2009-10	Adopted 2010-11
Operating transfer from other funds				
39210 Transfer-Internal Service Fund	166,845	-	-	-
Total Operating transfer from other funds	166,845	-	-	-
Total Joint Air Suppt Operation Fund	838,959	-	-	-
Total Special Revenue	\$110,872,522	\$ 91,644,072	\$113,805,567	\$104,913,892
<u>Debt Service</u>				
2003 GRA Tax Allocation Bonds (302)				
Property taxes				
30010 Property tax current	4,579,615	4,603,000	4,603,000	4,613,000
Total Property taxes	4,579,615	4,603,000	4,603,000	4,613,000
Use of money and property				
38000 Interest & inv. revenue	117,487	175,000	175,000	160,000
Total Use of money and property	117,487	175,000	175,000	160,000
Total 2003 GRA Tax Allocation Bonds	4,697,102	4,778,000	4,778,000	4,773,000
Police Building Project (303)				
Use of money and property				
38000 Interest & inv. revenue	1,111,754	1,300,000	1,300,000	1,000,000
38005 Interest & inv GASB 31	127,901	-	-	-
Total Use of money and property	1,239,655	1,300,000	1,300,000	1,000,000
Total Police Building Project	1,239,655	1,300,000	1,300,000	1,000,000
2002 GRA Tax Allocation Bonds (304)				
Property taxes				
30010 Property tax current	3,619,863	3,684,000	3,684,000	3,682,000
Total Property taxes	3,619,863	3,684,000	3,684,000	3,682,000
Use of money and property				
38000 Interest & inv. revenue	190,974	130,000	130,000	130,000
Total Use of money and property	190,974	130,000	130,000	130,000
Total 2002 GRA Tax Allocation Bonds	3,810,837	3,814,000	3,814,000	3,812,000

**CITY OF GLENDALE
SUMMARY OF REVENUES BY FUND**

	Actual 2008-09	Adopted 2009-10	Revised 2009-10	Adopted 2010-11
Capital Leases (306)				
Operating transfer from other funds				
39120 Transfer-Capital Funds	1,392,062	1,392,062	1,392,062	1,392,062
Total Operating transfer from other funds	1,392,062	1,392,062	1,392,062	1,392,062
Total Capital Leases	1,392,062	1,392,062	1,392,062	1,392,062
Low and Mod Loans Payable (307)				
Property taxes				
30010 Property tax current	764,028	3,056,114	3,056,114	3,056,113
Total Property taxes	764,028	3,056,114	3,056,114	3,056,113
Use of money and property				
38000 Interest & inv. revenue	3,027	-	-	-
38005 Interest & inv GASB 31	2,547	-	-	-
Total Use of money and property	5,574	-	-	-
Total Low and Mod Loans Payable	769,602	3,056,114	3,056,114	3,056,113
2010 GRA Tax Allocation Bonds (308)				
Property taxes				
30010 Property tax current	-	-	-	1,823,470
Total Property taxes	-	-	-	1,823,470
Total 2010 GRA Tax Allocation Bonds	-	-	-	1,823,470
Total Debt Service	\$ 11,909,258	\$ 14,340,176	\$ 14,340,176	\$ 15,856,645
Capital Projects				
Capital Improvement Fund (401)				
Sales tax				
30300 Sales tax	2,969,715	2,786,000	166,000	-
30305 ERAF in lieu of sales tax	1,075,748	929,000	929,000	-
Total Sales tax	4,045,463	3,715,000	1,095,000	-
Other taxes				
30360 Scholl Canyon assessment	2,242,034	2,800,000	2,800,000	-
Total Other taxes	2,242,034	2,800,000	2,800,000	-
Revenues from other agencies				
31240 Federal grant	-	-	4,070,910	-
31250 Disaster relief reimb	299,561	-	-	-
32610 State grants	9,016,770	-	-	1,422,000

**CITY OF GLENDALE
SUMMARY OF REVENUES BY FUND**

	Actual 2008-09	Adopted 2009-10	Revised 2009-10	Adopted 2010-11
32611 Disaster relief reimb - State	118,377	-	-	-
32640 State HES grant	74,006	-	-	-
34050 County grants	525,000	-	250,722	-
34301 Local grants	91,728	-	-	-
Total Revenues from other agencies	10,125,442	-	4,321,632	1,422,000
Charges for services				
36000 Rubbish fees scholl	4,327,735	4,020,000	4,020,000	2,520,000
Total Charges for services	4,327,735	4,020,000	4,020,000	2,520,000
Licenses and permits				
30871 Parks mitigation fee (AB1600)	63,586	-	-	1,071,000
30872 Library mitigation fee AB1600	6,542	-	-	5,000
30873 Parks quimby fee	3,779	-	-	-
Total Licenses and permits	73,907	-	-	1,076,000
Use of money and property				
38000 Interest & inv. revenue	2,269	-	-	-
Total Use of money and property	2,269	-	-	-
Miscellaneous revenue				
38560 Miscellaneous revenue	38,580	-	25,000	-
Total Miscellaneous revenue	38,580	-	25,000	-
Operating transfer from other funds				
39120 Transfer-Capital Funds	-	1,182,000	1,182,000	-
Total Operating transfer from other funds	-	1,182,000	1,182,000	-
Total Capital Improvement Fund	20,855,430	11,717,000	13,443,632	5,018,000
State Gas Tax Fund (402)				
Revenues from other agencies				
31240 Federal grant	2,496,784	-	-	-
32610 State grants	-	-	48,250	-
32800 State gas tax (2107)	1,489,847	1,700,000	1,700,000	1,700,000
32810 State gas tax (2106)	648,906	750,000	750,000	750,000
32820 State gas tax (2105)	1,111,877	1,250,000	1,250,000	1,250,000
32821 State gas tax (HUTA)	-	-	-	2,062,944
32860 State TRAF congestion AB2928	1,753,095	2,100,000	2,100,000	-
32870 Off of Traf Safety grant - CG	65,288	-	-	-
34050 County grants	135,058	-	-	-
34300 Joint project	93,318	-	-	-
Total Revenues from other agencies	7,794,173	5,800,000	5,848,250	5,762,944
Use of money and property				
38000 Interest & inv. revenue	411,460	300,000	300,000	300,000
38005 Interest & inv GASB 31	44,533	-	-	-
Total Use of money and property	455,993	300,000	300,000	300,000

**CITY OF GLENDALE
SUMMARY OF REVENUES BY FUND**

	Actual 2008-09	Adopted 2009-10	Revised 2009-10	Adopted 2010-11
Miscellaneous revenue				
38560 Miscellaneous revenue	23,500	-	-	-
Total Miscellaneous revenue	23,500	-	-	-
Total State Gas Tax Fund	8,273,666	6,100,000	6,148,250	6,062,944
Police Facility Construction (404)				
Use of money and property				
38000 Interest & inv. revenue	14,020	-	-	-
38005 Interest & inv GASB 31	(362)	-	-	-
Total Use of money and property	13,658	-	-	-
Total Police Facility Construction	13,658	-	-	-
Total Capital Projects	\$ 29,142,754	\$ 17,817,000	\$ 19,591,882	\$ 11,080,944
<u>Enterprise</u>				
Recreation Fund (501)				
Charges for services				
35200 Rental civic auditorium	377,081	350,000	350,000	350,000
35210 Rental bldgs/facilities	349,344	305,500	305,500	324,225
35230 Contract classes	285,483	187,500	187,500	212,000
35231 Registrations fees	72,362	50,000	50,000	50,000
35233 Tournaments	12,705	15,000	15,000	10,000
35234 Program/ registration revenue	31,227	28,000	28,000	29,950
35235 Event delivery fee	3,008	-	-	5,000
35236 Parks filming fee	15,460	9,500	9,500	17,000
35240 Scholl golf course fees	151,250	165,000	165,000	165,000
35250 Field rental	409,839	207,000	207,000	380,000
35260 Sports leagues	260,800	160,000	160,000	187,000
35262 Parks misc fees	16,489	8,300	8,300	8,750
35280 Camps	207,142	187,000	187,000	162,100
35310 Concession	71,730	60,200	60,200	30,400
35550 Parking garage revenue	129,886	105,000	105,000	90,000
Total Charges for services	2,393,806	1,838,000	1,838,000	2,021,425
Miscellaneous revenue				
38500 Donations & contribution	36,245	17,000	17,000	30,000
38525 Sponsorships	2,436	-	-	-
38560 Miscellaneous revenue	62,717	8,900	8,900	10,000
38700 Rental income	225,607	214,000	214,000	266,536
38710 Interest & inv. revenue	59,647	60,000	60,000	50,000
38715 Interest & inv GASB 31	7,313	-	-	-

**CITY OF GLENDALE
SUMMARY OF REVENUES BY FUND**

	Actual 2008-09	Adopted 2009-10	Revised 2009-10	Adopted 2010-11
38800 Proprietary grants	260,000	260,000	260,000	175,000
39080 Sales of property	680	-	-	-
Total Miscellaneous revenue	654,645	559,900	559,900	531,536
Total Recreation Fund	3,048,451	2,397,900	2,397,900	2,552,961
Hazardous Disposal Fund (510)				
Charges for services				
35650 Hazardous permits	561,606	585,000	585,000	585,000
35660 Hazardous billing fees	612,031	625,000	625,000	625,000
35670 Hazardous disposal fees	14,464	15,000	15,000	8,000
35680 Industrial waste permits	362,012	380,000	380,000	380,000
Total Charges for services	1,550,113	1,605,000	1,605,000	1,598,000
Miscellaneous revenue				
38560 Miscellaneous revenue	3,725	3,000	3,000	1,000
38710 Interest & inv. revenue	23,934	25,000	25,000	8,000
38715 Interest & inv GASB 31	3,062	-	-	-
38800 Proprietary grants	88,387	50,000	50,000	40,000
39080 Sales of property	300	-	-	-
Total Miscellaneous revenue	119,408	78,000	78,000	49,000
Total Hazardous Disposal Fund	1,669,521	1,683,000	1,683,000	1,647,000
Parking Fund (520)				
Charges for services				
35500 Parking tickets	3,466,253	3,600,000	3,600,000	3,600,000
35520 Collectible jobs-agency	85,443	50,000	50,000	50,000
35532 Parking meters Glendale street	703,811	361,000	361,000	1,000,000
35535 Parking meters Glendale lots	554,813	464,000	464,000	464,000
35540 Parking meters Montrose	114,649	103,000	103,000	100,000
35550 Parking garage revenue	2,165,862	2,400,000	2,400,000	2,400,000
35560 Street permits	20,458	30,000	30,000	30,000
Total Charges for services	7,111,289	7,008,000	7,008,000	7,644,000
Miscellaneous revenue				
38559 Miscellaneous deferred revenue	(1,295)	-	-	-
38560 Miscellaneous revenue	43,121	-	-	-
38710 Interest & inv. revenue	128,131	120,000	120,000	120,000
38715 Interest & inv GASB 31	14,205	-	-	-
39080 Sales of property	740	-	-	-
Total Miscellaneous revenue	184,902	120,000	120,000	120,000
Total Parking Fund	7,296,191	7,128,000	7,128,000	7,764,000

**CITY OF GLENDALE
SUMMARY OF REVENUES BY FUND**

	Actual 2008-09	Adopted 2009-10	Revised 2009-10	Adopted 2010-11
Sewer Fund (525)				
Charges for services				
35900 Sewer service fees	15,004,082	16,100,000	16,100,000	16,100,000
35920 Sewer facility charge	436,190	400,000	400,000	400,000
Total Charges for services	15,440,272	16,500,000	16,500,000	16,500,000
Miscellaneous revenue				
38560 Miscellaneous revenue	15,427	-	-	-
38710 Interest & inv. revenue	1,710,326	2,500,000	2,500,000	1,300,000
38715 Interest & inv GASB 31	196,762	-	-	-
39080 Sales of property	36,584	-	-	-
Total Miscellaneous revenue	1,959,099	2,500,000	2,500,000	1,300,000
Total Sewer Fund	17,399,371	19,000,000	19,000,000	17,800,000
Refuse Disposal Fund (530)				
Revenues from other agencies				
32501 Recyclables - State grant	-	90,000	90,000	90,000
Total Revenues from other agencies	-	90,000	90,000	90,000
Charges for services				
36010 Commercial refuse fees	18,148,838	17,400,000	17,400,000	2,610,000
36011 Residential refuse fee	-	-	-	14,790,000
36020 Refuse bin drop-off fees	82,007	120,000	120,000	120,000
36030 Sale of recyclables	535,319	600,000	600,000	600,000
36040 AB 939 fees	1,144,917	1,000,000	1,000,000	1,000,000
Total Charges for services	19,911,081	19,120,000	19,120,000	19,120,000
Miscellaneous revenue				
38560 Miscellaneous revenue	1,862	-	-	-
38710 Interest & inv. revenue	374,716	300,000	300,000	300,000
38715 Interest & inv GASB 31	45,727	-	-	-
39080 Sales of property	26,700	-	-	-
Total Miscellaneous revenue	449,005	300,000	300,000	300,000
Total Refuse Disposal Fund	20,360,086	19,510,000	19,510,000	19,510,000
Electric Works Revenue Fund (552)				
Revenues from other agencies				
31250 Disaster relief reimb	207,885	-	-	-
32611 Disaster relief reimb - State	69,295	-	-	-
Total Revenues from other agencies	277,180	-	-	-

**CITY OF GLENDALE
SUMMARY OF REVENUES BY FUND**

	Actual 2008-09	Adopted 2009-10	Revised 2009-10	Adopted 2010-11
Charges for services				
36250 Electric domestic sales	66,413,534	71,790,376	71,790,376	66,141,302
36251 Green rate sales - domestic	486,189	700,000	700,000	485,848
36260 Electric commercial sale	121,630,704	130,437,818	130,437,818	122,147,746
36261 Green rate sales - commercial	60,871	100,000	100,000	59,711
36270 Electric st light sales	1,696	2,119	2,119	2,069
36280 Electric wholesale sales	8,746,767	28,000,000	28,000,000	19,000,000
36282 Gas wholesale sales	2,141,726	-	-	2,000,000
36290 Electric sale to utilities	3,378,028	4,000,000	4,000,000	4,000,000
36291 Gas sales to other utilities	4,317,229	-	-	4,000,000
Total Charges for services	207,176,744	235,030,313	235,030,313	217,836,676
Miscellaneous revenue				
38560 Miscellaneous revenue	1,298,231	2,625,000	2,625,000	1,300,000
38561 Fiber optic revenue	85,383	75,000	75,000	50,000
38700 Rental income	202,056	200,000	200,000	100,000
38710 Interest & inv. revenue	4,398,665	4,000,000	4,000,000	2,500,000
38715 Interest & inv GASB 31	406,696	-	-	-
38760 Collectible jobs O/H	4,600	-	-	-
38770 Collectible jobs - A & G	113,606	-	-	100,000
38800 Proprietary grants	-	-	-	10,000,000
39080 Sales of property	110,708	100,000	100,000	50,000
Total Miscellaneous revenue	6,619,945	7,000,000	7,000,000	14,100,000
Total Electric Works Revenue Fund	214,073,869	242,030,313	242,030,313	231,936,676
Electric Depreciation Fund (553)				
InterFund revenue				
37670 Depreciation-plant	-	17,350,000	17,350,000	18,300,000
37680 Depreciation-vehicles	-	900,000	900,000	900,000
Total InterFund revenue	-	18,250,000	18,250,000	19,200,000
Miscellaneous revenue				
38500 Donations & contribution	2,284,952	3,000,000	3,000,000	1,500,000
Total Miscellaneous revenue	2,284,952	3,000,000	3,000,000	1,500,000
Total Electric Depreciation Fund	2,284,952	21,250,000	21,250,000	20,700,000
Water Works Revenue Fund (572)				
Charges for services				
36600 Water metered sales	33,876,381	40,196,589	40,196,589	36,425,936
36601 Water metered sales - recycled	1,441,006	796,437	796,437	1,862,382
36620 Water private fire	382,222	177,250	177,250	185,982
36640 Water other sales	311,082	400,000	400,000	400,000
36650 Water-capital	57,607	-	-	-
36661 Recycled water adjustment rev	-	766,970	766,970	-
Total Charges for services	36,068,298	42,337,246	42,337,246	38,874,300

**CITY OF GLENDALE
SUMMARY OF REVENUES BY FUND**

	Actual 2008-09	Adopted 2009-10	Revised 2009-10	Adopted 2010-11
Miscellaneous revenue				
38560 Miscellaneous revenue	1,074,877	1,000,000	1,000,000	750,000
38700 Rental income	86,144	60,000	60,000	50,000
38710 Interest & inv. revenue	882,135	445,500	445,500	150,000
38715 Interest & inv GASB 31	33,947	-	-	-
38760 Collectible jobs O/H	9,950	-	-	10,000
38770 Collectible jobs - A & G	3,226	10,000	10,000	-
38800 Proprietary grants	179,650	-	-	-
39080 Sales of property	15,055	15,000	15,000	-
Total Miscellaneous revenue	2,284,984	1,530,500	1,530,500	960,000
Total Water Works Revenue Fund	38,353,282	43,867,746	43,867,746	39,834,300
Water Depreciation Fund (573)				
InterFund revenue				
37670 Depreciation-plant	-	3,500,000	3,500,000	3,500,000
37680 Depreciation-vehicles	-	300,000	300,000	300,000
Total InterFund revenue	-	3,800,000	3,800,000	3,800,000
Miscellaneous revenue				
38500 Donations & contribution	901,647	500,000	500,000	500,000
Total Miscellaneous revenue	901,647	500,000	500,000	500,000
Total Water Depreciation Fund	901,647	4,300,000	4,300,000	4,300,000
Fire Communication Fund (701)				
Charges for services				
34640 Fire communication - tri city	2,868,998	3,196,048	3,196,048	1,549,487
34641 Fire comm fees - contract city	19,015	-	-	1,426,622
34642 Fire comm O/H - tri city	-	-	-	186,703
34643 Fire comm O/H -contracts city	1,902	-	-	142,662
Total Charges for services	2,889,915	3,196,048	3,196,048	3,305,474
Use of money and property				
38000 Interest & inv. revenue	32,706	47,729	47,729	-
38005 Interest & inv GASB 31	(32,706)	-	-	-
Total Use of money and property	-	47,729	47,729	-
Miscellaneous revenue				
38560 Miscellaneous revenue	193,932	622,080	622,080	622,080
38710 Interest & inv. revenue	5,268	-	-	20,344
38715 Interest & inv GASB 31	37,974	-	-	-
Total Miscellaneous revenue	237,174	622,080	622,080	642,424

**CITY OF GLENDALE
SUMMARY OF REVENUES BY FUND**

	Actual 2008-09	Adopted 2009-10	Revised 2009-10	Adopted 2010-11
Capital Contributions				
39220 Capital contributions	1,712,420	-	-	-
Total Capital Contributions	1,712,420	-	-	-
Total Fire Communication Fund	4,839,509	3,865,857	3,865,857	3,947,898
Total Enterprise	\$310,226,879	\$365,032,816	\$365,032,816	\$349,992,835
<u>Internal Service</u>				
Fleet / Equipment Mgmt Fund (601)				
Revenues from other agencies				
31260 Mutual aid reimbursement	-	100,000	100,000	15,000
Total Revenues from other agencies	-	100,000	100,000	15,000
Charges for services				
37110 Charges for vehicles	2,242,428	11,701,249	11,701,249	11,651,249
37111 Charges for equipment usage	-	-	-	500,000
Total Charges for services	2,242,428	11,701,249	11,701,249	12,151,249
Miscellaneous revenue				
38560 Miscellaneous revenue	1,275	-	-	-
38710 Interest & inv. revenue	410,518	320,000	320,000	320,000
38715 Interest & inv GASB 31	49,072	-	-	-
39080 Sales of property	120,000	100,000	100,000	60,000
Total Miscellaneous revenue	580,865	420,000	420,000	380,000
Capital Contributions				
39220 Capital contributions	12,705,332	-	-	-
Total Capital Contributions	12,705,332	-	-	-
Total Fleet / Equipment Mgmt Fund	15,528,625	12,221,249	12,221,249	12,546,249
Joint Helicopter Operation Fd (602)				
Charges for services				
34676 Joint air support maint. fee	196,203	601,378	601,378	601,378
37110 Charges for vehicles	295,200	301,259	301,259	301,259
Total Charges for services	491,403	902,637	902,637	902,637
Miscellaneous revenue				
38510 City's contribution	-	368,505	368,505	368,505
38710 Interest & inv. revenue	71,860	30,000	30,000	30,000
38715 Interest & inv GASB 31	8,632	-	-	-
Total Miscellaneous revenue	80,492	398,505	398,505	398,505

**CITY OF GLENDALE
SUMMARY OF REVENUES BY FUND**

	Actual 2008-09	Adopted 2009-10	Revised 2009-10	Adopted 2010-11
Capital Contributions				
39220 Capital contributions	943,990	-	-	-
Total Capital Contributions	943,990	-	-	-
Total Joint Helicopter Operation Fund	1,515,885	1,301,142	1,301,142	1,301,142
ISD Infrastructure Fund (603)				
Charges for services				
37150 ISD Service Charge	-	-	-	3,999,515
Total Charges for services	-	-	-	3,999,515
InterFund revenue				
37540 Charges for telephone	-	-	-	696,000
Total InterFund revenue	-	-	-	696,000
Miscellaneous revenue				
38710 Interest & inv. revenue	19,740	24,000	24,000	-
38715 Interest & inv GASB 31	2,739	-	-	-
Total Miscellaneous revenue	22,479	24,000	24,000	-
Operating transfer from other funds				
39100 Transfer-General Fund	802,000	800,000	800,000	-
Total Operating transfer from other funds	802,000	800,000	800,000	-
Total Tech Equipment Replacement Fd	824,479	824,000	824,000	4,695,515
ISD Application Fund (604)				
Charges for services				
34502 Technology fees	176,578	120,000	120,000	175,000
37150 ISD Service Charge	-	-	-	5,711,435
Total Charges for services	176,578	120,000	120,000	5,886,435
Miscellaneous revenue				
38710 Interest & inv. revenue	28,637	5,000	5,000	49,000
38715 Interest & inv GASB 31	3,545	-	-	-
Total Miscellaneous revenue	32,182	5,000	5,000	49,000
Operating transfer from other funds				
39210 Transfer-Internal Service Fund	98,000	-	60,000	-
Total Operating transfer from other funds	98,000	-	60,000	-
Total Application Software Repl Fund	306,760	125,000	185,000	5,935,435

**CITY OF GLENDALE
SUMMARY OF REVENUES BY FUND**

	Actual 2008-09	Adopted 2009-10	Revised 2009-10	Adopted 2010-11
Police CAD RMS Replacement Fund (605)				
Miscellaneous revenue				
38710 Interest & inv. revenue	36,727	40,000	40,000	-
38715 Interest & inv GASB 31	4,378	-	-	-
Total Miscellaneous revenue	41,105	40,000	40,000	-
Operating transfer from other funds				
39100 Transfer-General Fund	100,000	100,000	100,000	-
Total Operating transfer from other funds	100,000	100,000	100,000	-
Total Police CAD RMS Replacement Fund	141,105	140,000	140,000	-
Citywide Document Mgt Sys Fund (606)				
Miscellaneous revenue				
38710 Interest & inv. revenue	8,749	1,000	1,000	-
38715 Interest & inv GASB 31	1,041	-	-	-
Total Miscellaneous revenue	9,790	1,000	1,000	-
Operating transfer from other funds				
39100 Transfer-General Fund	28,019	28,000	28,000	-
Total Operating transfer from other funds	28,019	28,000	28,000	-
Total Citywide Document Mgt Sys Fund	37,809	29,000	29,000	-
Unemployment Insurance Fund (610)				
Charges for services				
37000 Charges for ins-Gov	116,169	114,000	114,000	-
37001 Charges for self-insured	-	-	-	178,000
37010 Charges for ins-Ent	53,337	52,000	52,000	-
Total Charges for services	169,506	166,000	166,000	178,000
Miscellaneous revenue				
38710 Interest & inv. revenue	13,844	14,000	14,000	10,000
38715 Interest & inv GASB 31	1,686	-	-	-
Total Miscellaneous revenue	15,530	14,000	14,000	10,000
Total Unemployment Insurance Fund	185,036	180,000	180,000	188,000
Liability Insurance Fund (612)				
Charges for services				
37000 Charges for ins-Gov	55,106	-	-	-
37001 Charges for self-insured	4,495,878	4,058,302	4,058,302	4,149,193

**CITY OF GLENDALE
SUMMARY OF REVENUES BY FUND**

	Actual 2008-09	Adopted 2009-10	Revised 2009-10	Adopted 2010-11
37002 Charges for excess liab insura	920,001	1,011,925	1,011,925	1,341,220
37003 Charges for auto insurance	851,040	936,144	936,144	1,003,056
Total Charges for services	6,322,025	6,006,371	6,006,371	6,493,469
Miscellaneous revenue				
38560 Miscellaneous revenue	34,751	-	-	50,000
38563 Claims recovery	28,325	-	-	-
38710 Interest & inv. revenue	18,932	10,000	10,000	20,000
38715 Interest & inv GASB 31	5,498	-	-	-
Total Miscellaneous revenue	87,506	10,000	10,000	70,000
Operating transfer from other funds				
39100 Transfer-General Fund	-	-	2,730,000	-
39120 Transfer-Capital Funds	-	1,000,000	1,000,000	-
39130 Transfer-Debt Service	-	-	2,625,000	-
Total Operating transfer from other funds	-	1,000,000	6,355,000	-
Total Liability Insurance Fund	6,409,531	7,016,371	12,371,371	6,563,469
Compensation Insurance Fund (614)				
Charges for services				
37000 Charges for ins-Gov	7,230,925	7,818,597	7,818,597	-
37001 Charges for self-insured	-	-	-	11,138,140
37010 Charges for ins-Ent	3,156,286	2,886,521	2,886,521	-
Total Charges for services	10,387,211	10,705,118	10,705,118	11,138,140
Miscellaneous revenue				
38560 Miscellaneous revenue	1,280	-	-	-
38710 Interest & inv. revenue	323,444	350,000	350,000	200,000
38715 Interest & inv GASB 31	39,442	-	-	-
Total Miscellaneous revenue	364,166	350,000	350,000	200,000
Operating transfer from other funds				
39130 Transfer-Debt Service	-	-	700,000	-
Total Operating transfer from other funds	-	-	700,000	-
Total Compensation Insurance Fund	10,751,377	11,055,118	11,755,118	11,338,140
Dental Insurance Fund (615)				
Charges for services				
37060 Charges for ins-retirees	161,172	156,000	156,000	148,000
37080 Charges for ins-dental	1,278,081	1,173,148	1,173,148	1,250,000
Total Charges for services	1,439,253	1,329,148	1,329,148	1,398,000

**CITY OF GLENDALE
SUMMARY OF REVENUES BY FUND**

	Actual 2008-09	Adopted 2009-10	Revised 2009-10	Adopted 2010-11
Miscellaneous revenue				
38710 Interest & inv. revenue	9,913	12,000	12,000	5,000
38715 Interest & inv GASB 31	1,095	-	-	-
Total Miscellaneous revenue	11,008	12,000	12,000	5,000
Operating transfer from other funds				
39130 Transfer-Debt Service	-	-	70,000	-
Total Operating transfer from other funds	-	-	70,000	-
Total Dental Insurance Fund	1,450,261	1,341,148	1,411,148	1,403,000
Medical Insurance Fund (616)				
Charges for services				
37030 Charges for ins-GCEA	3,927,271	3,915,284	3,915,284	-
37031 Charges for ins-HMO ER	-	-	5,000,000	5,280,000
37032 Charges for ins-HMO EE	-	-	2,000,000	1,580,000
37033 Charges for ins-PPO ER	-	-	-	10,110,000
37034 Charges for ins-PPO EE	-	-	-	1,760,000
37035 Charges for ins-retirees HMO	-	-	-	740,000
37036 Charges for ins-retirees PPO	-	-	-	2,770,000
37040 Charges for ins-GPOA	1,495,119	1,487,592	1,487,592	-
37050 Charges for ins-GFFA	1,767,849	1,766,702	1,766,702	-
37060 Charges for ins-retirees	2,468,960	2,734,903	2,734,903	-
37070 Charges for ins-other	3,338,552	3,350,815	3,350,815	-
Total Charges for services	12,997,751	13,255,296	20,255,296	22,240,000
Miscellaneous revenue				
38710 Interest & inv. revenue	31,903	35,064	35,064	20,000
38715 Interest & inv GASB 31	4,615	-	-	-
Total Miscellaneous revenue	36,518	35,064	35,064	20,000
Operating transfer from other funds				
39130 Transfer-Debt Service	-	-	845,000	-
Total Operating transfer from other funds	-	-	845,000	-
Total Medical Insurance Fund	13,034,269	13,290,360	21,135,360	22,260,000
Vision Insurance Fund (617)				
Charges for services				
37090 Charges for ins-vision	327,206	329,982	329,982	344,000
Total Charges for services	327,206	329,982	329,982	344,000

**CITY OF GLENDALE
SUMMARY OF REVENUES BY FUND**

	Actual 2008-09	Adopted 2009-10	Revised 2009-10	Adopted 2010-11
Miscellaneous revenue				
38710 Interest & inv. revenue	3,701	3,000	3,000	3,000
38715 Interest & inv GASB 31	462	-	-	-
Total Miscellaneous revenue	4,163	3,000	3,000	3,000
Operating transfer from other funds				
39130 Transfer-Debt Service	-	-	15,000	-
Total Operating transfer from other funds	-	-	15,000	-
Total Vision Insurance Fund	331,369	332,982	347,982	347,000
Employee Benefits Fund (640)				
Charges for services				
37101 Charges for employee vac/comp	845,631	2,091,576	2,091,576	1,220,000
37102 Charges for employee comp time	-	-	-	2,087,000
Total Charges for services	845,631	2,091,576	2,091,576	3,307,000
Miscellaneous revenue				
38710 Interest & inv. revenue	166,819	20,000	20,000	100,000
38715 Interest & inv GASB 31	19,218	-	-	-
Total Miscellaneous revenue	186,037	20,000	20,000	100,000
Operating transfer from other funds				
39130 Transfer-Debt Service	-	-	375,000	-
Total Operating transfer from other funds	-	-	375,000	-
Total Employee Benefits Fund	1,031,668	2,111,576	2,486,576	3,407,000
RHSP Benefits Fund (641)				
Charges for services				
37100 Charges for empl benefits	1,832,241	956,343	956,343	2,332,000
Total Charges for services	1,832,241	956,343	956,343	2,332,000
Miscellaneous revenue				
38710 Interest & inv. revenue	102,199	120,000	120,000	100,000
38715 Interest & inv GASB 31	12,707	-	-	-
Total Miscellaneous revenue	114,906	120,000	120,000	100,000
Operating transfer from other funds				
39130 Transfer-Debt Service	-	-	370,000	-
Total Operating transfer from other funds	-	-	370,000	-
Total RHSP Benefits Fund	1,947,147	1,076,343	1,446,343	2,432,000

**CITY OF GLENDALE
SUMMARY OF REVENUES BY FUND**

	Actual 2008-09	Adopted 2009-10	Revised 2009-10	Adopted 2010-11
Post Employment Benefits Fund (642)				
Charges for services				
37103 Sick leave retired	356,870	-	-	-
37104 Medical - deceased-Fire	264,880	-	-	20,344
37105 Medical-deceased-Police	349,113	-	-	29,886
Total Charges for services	970,863	-	-	50,230
Miscellaneous revenue				
38710 Interest & inv. revenue	22,464	-	-	10,000
38715 Interest & inv GASB 31	548	-	-	-
Total Miscellaneous revenue	23,012	-	-	10,000
Total Post Employment Benefits Fund	993,875	-	-	60,230
Graphics Operation Fund (650)				
Charges for services				
37140 Graphics fees (external)	380,414	-	-	-
Total Charges for services	380,414	-	-	-
Miscellaneous revenue				
38560 Miscellaneous revenue	672,543	-	-	-
Total Miscellaneous revenue	672,543	-	-	-
Total Graphics Operation Fund	1,052,957	-	-	-
ISD Wireless Communication Fund (660)				
Charges for services				
34675 Wireless communication fee	9,100	-	-	-
37150 ISD Service Charge	587,394	634,616	634,616	3,057,452
Total Charges for services	596,494	634,616	634,616	3,057,452
InterFund revenue				
37540 Charges for telephone	-	-	-	351,182
Total InterFund revenue	-	-	-	351,182
Miscellaneous revenue				
38560 Miscellaneous revenue	300	-	-	-
38715 Interest & inv GASB 31	1,247	-	-	-
Total Miscellaneous revenue	1,547	-	-	-
Operating transfer from other funds				
39100 Transfer-General Fund	1,015,681	973,226	973,226	-
39120 Transfer-Capital Funds	650,000	1,750,000	1,750,000	-
Total Operating transfer from other funds	1,665,681	2,723,226	2,723,226	-
Total Wireless Communications Sys Fd	2,263,722	3,357,842	3,357,842	3,408,634

**CITY OF GLENDALE
SUMMARY OF REVENUES BY FUND**

	Actual 2008-09	Adopted 2009-10	Revised 2009-10	Adopted 2010-11
Financial System Operation Fd (670)				
InterFund revenue				
37540 Charges for telephone	281,000	281,000	281,000	-
Total InterFund revenue	281,000	281,000	281,000	-
Miscellaneous revenue				
38710 Interest & inv. revenue	57,224	50,000	50,000	-
38715 Interest & inv GASB 31	6,190	-	-	-
Total Miscellaneous revenue	63,414	50,000	50,000	-
Operating transfer from other funds				
39100 Transfer-General Fund	440,000	437,000	437,000	-
39120 Transfer-Capital Funds	300,000	300,000	300,000	-
Total Operating transfer from other funds	740,000	737,000	737,000	-
Total Financial System Operation Fd	1,084,414	1,068,000	1,068,000	-
Total Internal Service	\$ 58,890,289	\$ 55,470,131	\$ 70,260,131	\$ 75,885,814
Grand Total	\$682,594,236	\$708,132,666	\$746,868,343	\$730,834,022

THIS PAGE INTENTIONALLY LEFT BLANK

**CITY OF GLENDALE
COMBINED FUND STATEMENT
FY 2010-11 FINAL BUDGET**

Fund Type/Fund Name	Fund Balance 7/1/2010 Un-Audited		Resources			Appropriations	
	Total	Unreserved	Revenues	Transfers In	Total Resources	Salaries & Benefits	M & O
GENERAL FUND	119,516,767	31,816,947	142,861,892	30,242,000	173,103,892	134,148,354	36,634,627
* Budgeted Underexpenditures are included in the Salaries & Benefits							
GENERAL FUND	119,516,767	31,816,947	142,861,892	30,242,000	173,103,892	134,148,354	36,634,627
Special Revenue Funds							
Community Development Fund (201)	(72,378)	(72,378)	3,792,466	-	3,792,466	1,133,918	1,290,483
Housing Assistance Fund (202)	4,012,373	1,931,020	26,971,215	-	26,971,215	2,189,320	24,659,983
Home Grant Fund (203)	-	-	2,320,339	-	2,320,339	179,867	2,140,472
Supportive Housing Grant Fund (204)	(1,232)	(28,628)	2,194,335	-	2,194,335	86,613	2,107,722
Emergency Shelter Grant Fund (205)	-	(11,065)	143,776	-	143,776	-	143,776
Workforce Investment Fund (206)	537,837	537,837	3,962,100	-	3,962,100	2,903,832	1,058,268
GRA Administrative Fund I (240)	38,193,371	32,632,071	13,083,545	-	13,083,545	1,809,929	10,928,058
GRA Administrative Fund II (241)	2,496,682	2,489,682	6,896,017	-	6,896,017	256,238	5,129,447
Low & Moderate Housing Fund (242)	24,880,492	14,054,665	4,603,295	-	4,603,295	2,211,682	2,391,613
GRA Central Project Fund (244)	6,344,187	3,459,276	100,000	-	100,000	-	-
GC3 Fund (245)	2,644,661	2,644,661	50,000	605,000	655,000	-	-
SF Rd Corridor Tax Share Fund (246)	10,105,416	9,883,416	2,460,000	-	2,460,000	-	-
2010 Tax Allocation Bonds (247)	18,747,433	18,747,433	-	-	-	-	-
Local Transit Assistance Fund (250)	8,518,653	8,518,653	8,022,081	-	8,022,081	1,010,855	9,474,808
Air Quality Improvement (251)	279,150	279,150	327,000	-	327,000	200,670	117,826
PW Special Grants Fund (252)	-	-	-	-	-	-	-
SanFernando Landscape District (253)	55,985	55,985	40,000	-	40,000	-	40,000
Measure R Fund (254)	1,333,538	1,333,538	1,409,000	-	1,409,000	-	-
Narcotic Forfeiture Fund (260)	1,945,594	1,945,594	-	240,000	240,000	424,183	775,320
Special Grant Fund (261)	(757,078)	(757,078)	751,351	-	751,351	697,377	103,974
Supplemental Law Enforcement (262)	97,020	97,020	330,312	-	330,312	262,849	7,783
Police Staff Augmentation Fund (263)	3,423,527	3,423,527	-	-	-	-	-
Fire Grant Fund (265)	(1,585,961)	(1,585,961)	3,414,892	-	3,414,892	379,933	110,584
Fire Mutual Aid Fund (266)	-	-	392,175	-	392,175	384,475	7,700
Special Events Fund (267)	64,984	64,984	777,768	-	777,768	760,437	17,331
Nutritional Meals Grant Fund (270)	293,651	293,651	380,294	136,911	517,205	325,901	191,304
Library Fund (275)	2,140,119	2,140,119	179,527	-	179,527	48,197	161,777
Cable Access Fund (280)	587,872	587,872	468,000	-	468,000	-	450,000
Electric Public Benefit Fund (290)	2,552,273	2,552,273	6,948,000	-	6,948,000	293,500	7,967,300
Fire Paramedic Fund (511)	(4,373,916)	(4,373,916)	11,814,493	2,100,000	13,914,493	5,047,084	7,990,788
TOTAL SPECIAL REVENUE FUNDS	122,464,253	100,843,401	101,831,981	3,081,911	104,913,892	20,606,860	77,266,317
Debt Service Funds							
2003 GRA Tax Allocation Bonds (302)	5,480,662	791,185	4,773,000	-	4,773,000	-	4,773,000
Police Building Project (303)	37,905,607	35,791,613	1,000,000	-	1,000,000	-	2,250,000
2002 GRA Tax Allocation Bonds (304)	4,271,408	473,034	3,812,000	-	3,812,000	-	3,812,000
Capital Leases (306)	2	(242,786)	-	1,392,062	1,392,062	-	1,392,062
Low and Mod Loans Payable (307)	2,740	(2,834)	3,056,113	-	3,056,113	-	3,056,113
2010 GRA Tax Allocation Bonds (308)	1,622,810	1,622,810	1,823,470	-	1,823,470	-	1,823,470
TOTAL DEBT SERVICE FUNDS	49,283,229	38,433,022	14,464,583	1,392,062	15,856,645	-	17,106,645
Capital Projects Funds							
Capital Improvement Fund (401)	13,208,012	13,208,012	5,018,000	-	5,018,000	-	-
State Gas Tax Fund (402)	15,096,655	15,096,655	6,062,944	-	6,062,944	-	-
Police Facility Construction (404)	-	-	-	-	-	-	-
TOTAL CAPITAL PROJECTS FUNDS	28,304,667	28,304,667	11,080,944	-	11,080,944	-	-

**CITY OF GLENDALE
COMBINED FUND STATEMENT
FY 2010-11 FINAL BUDGET**

Fund Type/Fund Name	Appropriations (Continued)				Projected Fund Balance 6/30/2011		
	Capital Outlay	Capital Projects	Transfers Out	Total Appropriations	Total	Unreserved	Increase / (Decrease)
GENERAL FUND	84,000	-	2,236,911	173,103,892	119,516,767	31,816,947	-
* Budgeted Underexpenditures are included in the Salaries & Benefits							
GENERAL FUND	84,000	-	2,236,911	173,103,892	119,516,767	31,816,947	-
Special Revenue Funds							
Community Development Fund (201)	-	1,368,065	-	3,792,466	(72,378)	(72,378)	-
Housing Assistance Fund (202)	-	-	-	26,849,303	4,134,285	2,052,932	121,912
Home Grant Fund (203)	-	-	-	2,320,339	-	-	-
Supportive Housing Grant Fund (204)	-	-	-	2,194,335	(1,232)	(28,628)	-
Emergency Shelter Grant Fund (205)	-	-	-	143,776	-	(11,065)	-
Workforce Investment Fund (206)	-	-	-	3,962,100	537,837	537,837	-
GRA Administrative Fund I (240)	-	2,335,000	-	15,072,987	36,203,929	30,642,629	(1,989,442)
GRA Administrative Fund II (241)	-	396,500	605,000	6,387,185	3,005,514	2,998,514	508,832
Low & Moderate Housing Fund (242)	-	-	-	4,603,295	24,880,492	14,054,665	-
GRA Central Project Fund (244)	-	-	-	-	6,444,187	3,559,276	100,000
GC3 Fund (245)	-	605,000	-	605,000	2,694,661	2,694,661	50,000
SF Rd Corridor Tax Share Fund (246)	-	-	-	-	12,565,416	12,343,416	2,460,000
2010 Tax Allocation Bonds (247)	-	1,650,000	-	1,650,000	17,097,433	17,097,433	(1,650,000)
Local Transit Assistance Fund (250)	-	37,000	-	10,522,663	6,018,071	6,018,071	(2,500,582)
Air Quality Improvement (251)	-	-	-	318,496	287,654	287,654	8,504
PW Special Grants Fund (252)	-	-	-	-	-	-	-
SanFernando Landscape District (253)	-	-	-	40,000	55,985	55,985	-
Measure R Fund (254)	-	-	-	-	2,742,538	2,742,538	1,409,000
Narcotic Forfeiture Fund (260)	180,000	-	-	1,379,503	806,091	806,091	(1,139,503)
Special Grant Fund (261)	-	-	-	801,351	(807,078)	(807,078)	(50,000)
Supplemental Law Enforcement (262)	-	-	-	270,632	156,700	156,700	59,680
Police Staff Augmentation Fund (263)	-	-	3,240,000	3,240,000	183,527	183,527	(3,240,000)
Fire Grant Fund (265)	2,924,375	-	-	3,414,892	(1,585,961)	(1,585,961)	-
Fire Mutual Aid Fund (266)	-	-	-	392,175	-	-	-
Special Events Fund (267)	-	-	-	777,768	64,984	64,984	-
Nutritional Meals Grant Fund (270)	-	-	-	517,205	293,651	293,651	-
Library Fund (275)	-	-	-	209,974	2,109,672	2,109,672	(30,447)
Cable Access Fund (280)	-	-	-	450,000	605,872	605,872	18,000
Electric Public Benefit Fund (290)	-	-	-	8,260,800	1,239,473	1,239,473	(1,312,800)
Fire Paramedic Fund (511)	120,000	-	-	13,157,872	(3,617,295)	(3,617,295)	756,621
TOTAL SPECIAL REVENUE FUNDS	3,224,375	6,391,565	3,845,000	111,334,117	116,044,028	94,423,176	(6,420,225)
Debt Service Funds							
2003 GRA Tax Allocation Bonds (302)	-	-	-	4,773,000	5,480,662	791,185	-
Police Building Project (303)	-	-	-	2,250,000	36,655,607	34,541,613	(1,250,000)
2002 GRA Tax Allocation Bonds (304)	-	-	-	3,812,000	4,271,408	473,034	-
Capital Leases (306)	-	-	-	1,392,062	2	(242,786)	-
Low and Mod Loans Payable (307)	-	-	-	3,056,113	2,740	(2,834)	-
2010 GRA Tax Allocation Bonds (308)	-	-	-	1,823,470	1,622,810	1,622,810	-
TOTAL DEBT SERVICE FUNDS	-	-	-	17,106,645	48,033,229	37,183,022	(1,250,000)
Capital Projects Funds							
Capital Improvement Fund (401)	-	4,250,113	1,392,062	5,642,175	12,583,837	12,583,837	(624,175)
State Gas Tax Fund (402)	-	5,163,000	-	5,163,000	15,996,599	15,996,599	899,944
Police Facility Construction (404)	-	-	-	-	-	-	-
TOTAL CAPITAL PROJECTS FUNDS	-	9,413,113	1,392,062	10,805,175	28,580,436	28,580,436	275,769

**CITY OF GLENDALE
COMBINED FUND STATEMENT
FY 2010-11 FINAL BUDGET**

Fund Type/Fund Name	Fund Balance 7/1/2010 Un-Audited		Resources			Appropriations	
	Total	Unreserved	Revenues	Transfers In	Total Resources	Salaries & Benefits	M & O
Enterprise Funds							
Recreation Fund (501)	2,714,965	2,705,082	2,552,961	-	2,552,961	1,663,325	1,182,316
Hazardous Disposal Fund (510)	998,148	866,535	1,647,000	-	1,647,000	1,185,150	674,722
Parking Fund (520)	34,076,323	3,622,331	7,764,000	-	7,764,000	2,781,175	5,259,275
Sewer Fund (525)	216,569,574	63,505,009	17,800,000	-	17,800,000	2,383,756	16,244,800
Refuse Disposal Fund (530)	30,154,277	19,719,717	19,510,000	-	19,510,000	7,140,417	10,666,963
Electric Surplus Fund (550)	295,559,031	53,557,373	-	-	-	-	-
Electric Operation Fund (551)	(7,768)	(7,768)	-	-	-	(34,989,744)	34,625,744
Electric Works Revenue Fund (552)	24,608,551	24,608,551	231,936,676	-	231,936,676	13,751,531	190,891,900
Electric Depreciation Fund (553)	30,072,399	30,072,399	20,700,000	-	20,700,000	4,907,124	47,220,100
Electric-SCAQM State Sales (554)	690,766	-	-	-	-	-	25,000
Water Surplus Fund (570)	66,443,854	(23,058,798)	-	-	-	-	-
Water Works Revenue Fund (572)	25,059,585	25,059,585	39,834,300	-	39,834,300	3,204,800	32,925,600
Water Depreciation Fund (573)	4,247,903	4,247,903	4,300,000	-	4,300,000	1,337,142	23,521,700
Fire Communication Fund (701)	3,580,646	1,970,753	3,947,898	-	3,947,898	2,278,907	1,286,888
TOTAL ENTERPRISE FUNDS	734,768,254	206,868,672	349,992,835	-	349,992,835	5,643,583	364,525,008
Internal Service Funds							
Fleet / Equipment Mgmt Fund (601)	25,955,341	17,679,677	12,546,249	-	12,546,249	3,719,989	9,609,445
Joint Helicopter Operation Fd (602)	3,612,160	2,668,169	1,301,142	-	1,301,142	29,049	1,234,587
ISD Infrastructure Fund (603)	468,075	468,075	4,695,515	-	4,695,515	2,363,682	2,305,393
ISD Application Fund (604)	573,670	573,670	5,935,435	-	5,935,435	3,347,134	2,594,622
Police CAD RMS Replacement Fd (605)	1,545,482	1,545,482	-	-	-	-	-
Citywide Document Mgt Sys Fund (606)	209,129	209,129	-	-	-	-	-
Unemployment Insurance Fund (610)	539,033	539,033	188,000	-	188,000	-	188,000
Liability Insurance Fund (612)	(6,687,778)	(6,687,778)	6,563,469	-	6,563,469	382,718	5,245,746
Compensation Insurance Fund (614)	(8,926,453)	(8,945,727)	11,338,140	-	11,338,140	1,267,371	9,163,222
Dental Insurance Fund (615)	349,489	349,489	1,403,000	-	1,403,000	-	1,403,000
Medical Insurance Fund (616)	1,485,237	1,485,237	22,260,000	-	22,260,000	-	22,260,000
Vision Insurance Fund (617)	232,583	232,583	347,000	-	347,000	-	347,000
Employee Benefits Fund (640)	(7,654,843)	(7,654,843)	3,407,000	-	3,407,000	-	2,647,000
RHSP Benefits Fund (641)	(6,573,511)	(6,573,511)	2,432,000	-	2,432,000	-	1,732,000
Post Employment Benefits Fund (642)	525,173	525,173	60,230	-	60,230	-	60,230
ISD Wireless Communication Fund (660)	1,044,524	937,346	3,408,634	-	3,408,634	1,085,496	2,184,440
Financial System Operation Fd (670)	1,624,414	1,624,414	-	-	-	-	-
TOTAL INTERNAL SERVICE FUNDS	8,321,725	(1,024,382)	75,885,814	-	75,885,814	12,195,439	60,974,685
GRAND TOTAL	\$ 1,062,658,895	\$ 405,242,327	\$ 696,118,049	\$ 34,715,973	\$ 730,834,022	\$ 172,594,236	\$ 556,507,282

**CITY OF GLENDALE
COMBINED FUND STATEMENT
FY 2010-11 FINAL BUDGET**

Fund Type/Fund Name	Appropriations (Continued)				Projected Fund Balance 6/30/2011		
	Capital Outlay	Capital Projects	Transfers Out	Total Appropriations	Total	Unreserved	Increase / (Decrease)
Enterprise Funds							
Recreation Fund (501)	-	-	-	2,845,641	2,422,285	2,412,402	(292,680)
Hazardous Disposal Fund (510)	-	-	-	1,859,872	785,276	653,663	(212,872)
Parking Fund (520)	35,000	-	1,900,000	9,975,450	31,864,873	1,410,881	(2,211,450)
Sewer Fund (525)	945,000	14,750,000	-	34,323,556	200,046,018	46,981,453	(16,523,556)
Refuse Disposal Fund (530)	2,725,000	1,020,000	1,000,000	22,552,380	27,111,897	16,677,337	(3,042,380)
Electric Surplus Fund (550)	-	-	-	-	295,559,031	53,557,373	-
Electric Operation Fund (551)	244,000	120,000	-	-	(7,768)	(7,768)	-
Electric Works Revenue Fund (552)	-	-	19,107,000	223,750,431	32,794,796	32,794,796	8,186,245
Electric Depreciation Fund (553)	259,980	1,672,400	-	54,059,604	(3,287,205)	(3,287,205)	(33,359,604)
Electric-SCAQMD State Sales (554)	-	-	-	25,000	665,766	(25,000)	(25,000)
Water Surplus Fund (570)	-	-	-	-	66,443,854	(23,058,798)	-
Water Works Revenue Fund (572)	-	-	4,160,000	40,290,400	24,603,485	24,603,485	(456,100)
Water Depreciation Fund (573)	45,000	652,000	-	25,555,842	(17,007,939)	(17,007,939)	(21,255,842)
Fire Communication Fund (701)	220,174	-	-	3,785,969	3,742,575	2,132,682	161,929
TOTAL ENTERPRISE FUNDS	4,474,154	18,214,400	26,167,000	419,024,145	665,736,944	137,837,362	(69,031,310)
Internal Service Funds							
Fleet / Equipment Mgmt Fund (601)	3,612,836	-	500,000	17,442,270	21,059,320	12,783,656	(4,896,021)
Joint Helicopter Operation Fd (602)	-	-	-	1,263,636	3,649,666	2,705,675	37,506
ISD Infrastructure Fund (603)	-	-	-	4,669,075	494,515	494,515	26,440
ISD Application Fund (604)	-	-	575,000	6,516,756	(7,651)	(7,651)	(581,321)
Police CAD RMS Replacement Fd (605)	-	-	-	-	1,545,482	1,545,482	-
Citywide Document Mgt Sys Fund (606)	-	-	-	-	209,129	209,129	-
Unemployment Insurance Fund (610)	-	-	-	188,000	539,033	539,033	-
Liability Insurance Fund (612)	-	-	-	5,628,464	(5,752,773)	(5,752,773)	935,005
Compensation Insurance Fund (614)	37,547	-	-	10,468,140	(8,056,453)	(8,075,727)	870,000
Dental Insurance Fund (615)	-	-	-	1,403,000	349,489	349,489	-
Medical Insurance Fund (616)	-	-	-	22,260,000	1,485,237	1,485,237	-
Vision Insurance Fund (617)	-	-	-	347,000	232,583	232,583	-
Employee Benefits Fund (640)	-	-	-	2,647,000	(6,894,843)	(6,894,843)	760,000
RHSP Benefits Fund (641)	-	-	-	1,732,000	(5,873,511)	(5,873,511)	700,000
Post Employment Benefits Fund (642)	-	-	-	60,230	525,173	525,173	-
ISD Wireless Communication Fund (660)	400,000	-	-	3,669,936	783,222	676,044	(261,302)
Financial System Operation Fd (670)	-	-	-	-	1,624,414	1,624,414	-
TOTAL INTERNAL SERVICE FUNDS	4,050,383	-	1,075,000	78,295,507	5,912,032	(3,434,075)	(2,409,693)
GRAND TOTAL	\$11,832,912	\$34,019,078	\$34,715,973	\$809,669,481	\$983,823,436	\$326,406,868	\$ (78,835,459)

CITY OF GLENDALE
SUMMARY OF CHANGES IN FUND BALANCE

	Beginning Fund Balance 7/1/2010 Un- Audited	Resources	Appropriations	Projected Ending Fund Balance 6/30/2011	Percent Change In Fund Balance	Dollar Change In Fund Balance
(In Thousands)						
<u>Major Funds</u>						
General Fund	\$ 119,517	\$ 173,104	\$ 173,104	\$ 119,517	0%	-
Glendale Redevelopment Agency Fund	59,784	23,194	22,065	60,913	2%	1,129
Capital Improvement Fund	13,208	5,018	5,642	12,584	-5%	(624)
Sewer Fund	216,570	17,800	34,324	200,046	-8%	(16,524)
Electric Fund	350,923	252,637	277,835	325,725	-7%	(25,198)
Water Fund	95,751	44,134	65,846	74,039	-23%	(21,712)
<u>Nonmajor Governmental Funds</u>						
Special Revenue Funds	62,680	81,719	89,269	55,130	-12%	(7,550)
Debt Service Funds	49,283	15,857	17,107	48,033	-3%	(1,250)
Capital Project Funds	15,097	6,063	5,163	15,997	6%	900
<u>Nonmajor Enterprise Funds</u>						
Enterprise Funds	71,524	35,422	41,019	65,927	-8%	(5,597)
<u>Internal Service Funds</u>						
Internal Service Funds	8,322	75,886	78,295	5,913	-29%	(2,409)
Total	\$ 1,062,659	\$ 730,834	\$ 809,669	\$ 983,824	-7%	\$ (78,835)

The chart above illustrates the un-audited fund balances at July 1, 2010, projected resources and appropriations for FY 2010-11, and the projected ending fund balances at June 30, 2011. The significant changes in the projected ending fund balances are discussed below:

- (1) The aggregate fund balance in the Water Funds (570-573) is anticipated to decrease by approximately \$21.7 million or 23%. This decrease is primarily due to the undertaking of major water capital projects in the City to address the aging infrastructure. The Smart Grid is the largest water capital project underway. The Water and Power Department appropriated \$13.9 million for the Smart Grid Project in FY 2010-11. Glendale Water and Power is the first municipal utility in the nation to undertake a complete integrated electric and water meter system conversion.
- (2) The aggregate fund balance for all Special Revenue Funds is forecasted to decrease by approximately \$7.6 million, or 12% for FY 2010-11. This decrease is the cumulative result of the net change in fund balance for each

CITY OF GLENDALE
SUMMARY OF CHANGES IN FUND BALANCE

Special Revenue Fund. Significant changes to individual funds are highlighted below:

- 2010 Tax Allocation Bonds Fund (247): The fund balance is expected to decrease by approximately \$1.7 million in FY 2010-11 to pay the anticipated expenditures for the Central Library Renovation project.
- Local Transit Assistance Fund (250): The fund balance is expected to decrease by approximately \$2.5 million in FY 2010-11 to pay for City approved Proposition A and Proposition C transportation-related projects. The funding for these projects has been received from the Los Angeles County Metropolitan Transportation Authority (LACMTA) and is reflected in the fund balance. Proposition A and Proposition C funds have three years to be expended.
- Measure R Fund (254): The fund balance is expected to increase by approximately \$1.4 million in FY 2010-11. The revenue to this fund is the City's share of the ½ cent sales tax increase, which was voter approved in November of 2008, to fund Los Angeles County transportation needs, which was voter approved in November of 2008. The collection of the tax began on July 1, 2009. Fifteen percent (15%) of the Measure R tax is designated for the Local Return (LR) Program to be used by cities and Los Angeles County. The measure R ordinance specifies that LR funds are to be used for transportation purposes only. The funding is being set aside for future years as the City plans to use the measure R revenue to fund eligible projects such as Streets and Roads, Traffic Control Measures, Bikeways & Pedestrians Improvement, and Public Transit Services.
- Narcotic Forfeiture Fund (260): The fund balance is expected to decrease by approximately \$1.1 million to fund the operation and capital needs in FY 2010-11. The funding will be used for law enforcement purposes in accordance with the statutes and guidelines that govern the Federal Equitable Sharing Program. The fund balance is comprised of the City's share of federal forfeiture proceeds received through the Equitable Sharing Agreement in FY 2009-10. The proceeds are based on the resolution of specific court cases where the Glendale Police Department worked with federal agencies to enforce federal criminal laws.
- Police Staff Augmentation Fund (263): The fund balance of approximately \$3.2 million will be transferred to the General Fund in FY 2010-11. The fund was established in June 2004 with the transfer of reserves from the Parking Fund, Sewer Fund, General Fund, and

CITY OF GLENDALE
SUMMARY OF CHANGES IN FUND BALANCE

Narcotic Forfeiture Fund. These funds were intended for the hiring of 25 police officers. In compliance with the Special Revenue restricted guidelines, this fund will be eliminated effective FY 2010-11, and its fund balance transferred to the General Fund.

- *Electric Public Benefits Fund (290)*: The fund balance is expected to decrease by approximately \$1.3 million in FY 2010-11 in order to continue providing the same level of services and programs to the community as previous years. If the economic recovery continues to be slow or nonexistent, the City will exhaust the available fund balance in the Public Benefits Fund in the near future. At such time, the City will be forced to reduce the public benefit services and programs to the community.
- *Fire Paramedic Fund (511)*: The fund balance is expected to increase by approximately \$757,000 in FY 2010-11, which is primarily due to an anticipated increase in the Emergency Medical Response revenue in FY 2010-11.

(3) The aggregate fund balance for all Internal Service Funds is forecasted to decrease by approximately \$2.4 million, or 29% for FY 2010-11. This decrease is the cumulative result of the net change in fund balance for each Internal Revenue Fund. Significant changes to individual funds are highlighted below:

- *Fleet/Equipment Management Fund (601)*: The fund balance is expected to decrease by approximately \$4.9 million in FY 2010-11 due to appropriation requests for vehicle and equipment replacements that are necessary and due to be replaced. As a result of creating the Fleet/Equipment Management Fund (601) and consolidating all fleet operations, appropriations for vehicle replacements was put on hold during the FY 2009-10 budget process in order to provide sufficient time to analyze the City's needs.
- *ISD Application Fund (604)*: The fund balance is expected to decrease by approximately \$ 581,000 in FY 2010-11 primarily due to a transfer of \$575,000 to the General Fund. Effective July 1, 2010, the Information Services Department (ISD) is restructured into three Internal Service Funds and is cost allocating its expenses to user departments through a rate study. This restructuring of ISD has increased costs to the General Fund because a large amount of the City's infrastructure and large applications (PeopleSoft and CSI) are primarily utilized by General Fund departments. The previous structure for ISD did not provide sufficient funding and consisted of deferred maintenance, upgrades, etc. ISD sections outside of the General Fund previously relied on a variety of

CITY OF GLENDALE
SUMMARY OF CHANGES IN FUND BALANCE

transfers from the General Fund, CIP, and some Enterprise operations. The implementation of the ISD Rate Study provides an appropriate methodology to allocate the ISD costs, resulting in proper funding for the City's technology needs. For FY 2010-11, there is an estimated \$1.6 million increase to the General Fund for implementing the ISD Rate Study. This increase is directly offset with the Citywide Cost Allocation revenue and a transfer of \$575,000 from the ISD Application Fund.

- *Liability Insurance, Compensation Insurance, Employee Benefits and RHSP Benefits Funds (612,614,640,641)*: The aggregate fund balance for these funds is expected to increase by approximately \$3.3 million in FY 2010-11 primarily due to increases in the current insurance and benefits rates charged to Non-General Fund departments and anticipated cost savings.

THIS PAGE INTENTIONALLY LEFT BLANK

**CITY OF GLENDALE
PERSONNEL SUMMARY
Salaried Positions Authorized in Various Activities
(Excludes Hourly Employees)**

	Actual 2008-09	Adopted Budget 2009-10	Revised Budget 2009-10	Adopted Budget 2010-11
<u>General Fund (101)</u>				
Administrative Services-Finance	28.05	28.05	27.55	32.05
City Attorney	9.80	9.80	9.80	20.16
City Clerk	10.00	10.00	10.00	10.00
City Treasurer	5.00	5.00	5.00	5.00
Community Planning	68.37	67.37	67.37	68.00
Community Services & Parks	112.40	112.40	112.40	111.00
Fire	173.55	169.80	169.80	170.00
Human Resources	13.00	13.00	13.00	16.00
Information Services	36.00	35.00	35.00	-
Library	64.67	63.67	61.67	60.67
Management Services	18.50	31.00	29.00	30.00
Police	336.60	322.60	322.60	356.10
Public Works	166.35	147.10	147.10	151.05
Total General Fund	1,042.29	1,014.79	1,010.29	1,030.03
<u>Special Revenue Funds</u>				
Air Quality Improvement Fund (251)	0.15	0.15	0.15	0.15
Cable Access Fund (280)	6.50	-	-	-
Community Development Fund (201)	12.56	11.66	11.71	12.00
Electric Public Benefit Fund (290)	4.37	4.37	3.87	3.87
Fire Grants Fund (265)	1.00	1.00	1.00	1.00
Fire Paramedics Fund (511)	28.00	28.00	29.00	23.00
GRA Funds (240, 241)	18.23	18.23	18.23	16.23
Home Grant Fund (203)	1.30	1.30	1.30	1.35
Housing Assistance Fund (202)	22.68	22.68	22.88	22.73
Library Grant Fund (275)	0.33	0.33	0.33	0.33
Local Transit Assistance Fund (250)	13.25	12.25	12.25	10.30
Low & Moderate Housing Fund (242)	24.13	24.13	24.13	22.95
Narcotic Forfeiture Fund (260)	2.00	2.00	2.00	2.00
Nutritional Meals Fund (270)	3.00	3.00	3.00	3.00
Police Special Grants Fund (261)	2.00	2.00	2.00	2.00
Police Staff Augmentation Fund (263)	34.50	34.50	34.50	-
Supplemental Law Enforcement Fund (262)	2.00	2.00	2.00	2.00
Supportive Housing Fund (204)	0.58	1.38	0.88	0.78
Workforce Investment Act Fund (206)	24.80	24.90	25.65	21.50
Total Special Revenue Funds	201.38	193.88	194.88	145.19

**CITY OF GLENDALE
PERSONNEL SUMMARY
Salaried Positions Authorized in Various Activities
(Excludes Hourly Employees)**

	Actual 2008-09	Adopted Budget 2009-10	Revised Budget 2009-10	Adopted Budget 2010-11
<u>Enterprise Funds</u>				
Electric / Water Funds (551-554, 572-573)	420.78	411.78	414.28	404.13
Fire Communications Fund (701)	20.25	20.00	20.00	20.00
Hazardous Disposal Fund (510)	11.20	11.20	11.20	11.00
Parking Fund (520)	35.10	35.10	35.10	34.30
Recreation Fund (501)	12.60	12.60	12.60	13.00
Refuse Disposal Fund (530)	90.00	85.75	85.75	82.35
Sewer Fund (525)	29.05	28.05	28.05	25.00
Total Enterprise Funds	618.98	604.48	606.98	589.78
<u>Internal Service Funds</u>				
Compensation Insurance Fund (614)	18.00	18.00	15.00	12.00
Fleet/Equip. Management Fund (601)	-	44.50	44.50	44.00
Graphics Fund (650)	6.00	-	-	-
ISD Application Fund (604)	-	-	-	19.33
ISD Infrastructure Fund (603)	-	-	-	21.33
ISD Wireless Communication Fund (660)	7.00	7.00	7.00	9.34
Liability Insurance Fund (612)	5.50	5.50	5.50	3.00
Medical Insurance Fund (616)	0.85	0.85	0.85	-
Total Internal Service Funds	37.35	75.85	72.85	109.00
<u>Capital Improvement Fund (401)</u>				
Parks Project Management	8.00	8.00	8.00	8.00
Public Works Project Management	7.00	7.00	7.00	7.00
Total Capital Improvement Fund	15.00	15.00	15.00	15.00
GRAND TOTAL	1,915.00	1,904.00	1,900.00	1,889.00

CITY OF GLENDALE PERSONNEL CHANGES

The authorized salaried, full-time position count for FY 2010-11 is 1,889. The Adopted FY 2009-10 City of Glendale Budget authorized 1,904 salaried full-time positions. During FY 2009-10, Council authorized the addition of three (3) positions and thirteen (13) positions were deleted from the budget. Effective July 1, 2010, five (5) positions were deleted from the budget. Thus, this net decrease of fifteen (15) positions changes the City of Glendale Budget to 1,889 authorized salaried, full-time positions for FY 2010-11. These changes are highlighted below:

	Increase	Decrease	Total Increase/ (Decrease)
Changes Approved During FY 2009-10			
Fire Department	1	(6)	(5)
Glendale Water & Power Department	2		2
Human Resources Department		(3)	(3)
Management Services Department		(2)	(2)
Library Department		(2)	(2)
Total Changes Approved During FY 2009-10:	3	(13)	(10)
 Changes Approved for FY 2010-11			
Library Department		(1)	(1)
Community Services & Parks Department		(3)	(3)
Community Services & Parks/Community Redevelopment & Housing Departments		(1)	(1)
Total Changes Approved for FY 2010-11:	3	(18)	(15)
Total Changes in Salaried Full-Time Positions:	3	(18)	(15)

It is important to note that in FY 2010-11, the budget for the General Fund central support staff (e.g. Finance, Legal, HR) charging to other funds, was shifted back to the home departments in order to include them in the Citywide Cost Allocation Plan. Hence, the salaries and benefits expense for these staff, were brought back to the General Fund and then cost allocated to the appropriate departments through the Citywide Cost Allocation Plan. This change, however, did not result in the elimination or the addition of any positions, and therefore, did not have an impact on the authorized position count.

CITY OF GLENDALE, CA

Department Budgets

2010 – 2011

Adopted Budget

CITY OF GLENDALE, CA

2010 – 2011

Adopted Budget

CITY OF GLENDALE

ADMINISTRATIVE SERVICES - FINANCE

MISSION STATEMENT

With excellence, integrity, and dedication, the Finance Department is committed to providing timely, accurate, clear and concise information to the City Council, City Manager, City Departments and the Citizens of Glendale. As financial stewards of the City, the Finance Department is dedicated to managing the City's resources in a fiscally conservative manner while maintaining an exemplary level of customer service.

DEPARTMENT DESCRIPTION

The Administrative Services Department provides a key role in every financial transaction of the City. Responsibilities include budget, purchasing, payroll, accounting, accounts receivable, accounts payable and risk management. The Department is considered a central support department providing fiscal oversight and control to other City departments and related agencies.

RELATIONSHIP TO STRATEGIC GOALS

Trust in Government

The Administrative Services Department continually works to ensure that Generally Accepted Accounting Standards (GAAS) are maintained and upheld. As such, Accounting procedures are revised as necessary. Further, the annual budget document and the Consolidated Annual Financial Report are posted to the City's website to provide additional opportunities for the community to be more informed of the City's financial picture. The implementation of quarterly meetings with all departments to review and discuss liability and other risk management issues has improved understanding and communication.

Technology

The Department continually searches for ways of improving services while reducing costs. The City's financial system provides timely and complete financial information directly to the departments. Upgrades to the system are evaluated and cost-effective solutions are implemented.

MAJOR ACCOMPLISHMENTS

In FY 2009-10, the City was once again awarded the Certificate of Achievement for Excellence in Financial Reporting by the Government Finance Officers Association (GFOA) for the Comprehensive Annual Financial Report for the fiscal year ended June 30, 2009. The Certificate of Achievement is the highest form of recognition in government accounting and financial reporting.

CITY OF GLENDALE

ADMINISTRATIVE SERVICES - FINANCE

The City's Budget document earned the GFOA's Distinguished Budget Presentation Award for FY 2009-10. The GFOA established the Distinguished Budget Presentation Awards Program in 1984 to encourage and assist state and local governments to prepare budget documents of the highest quality, which reflect both the guidelines established by the National Advisory Council on State and Local Budgeting and the GFOA's recommended practices on budgeting. The GFOA then recognizes individual governments that succeed in achieving that goal. The budget document application for the FY 2009-10 was the first year the City applied for the award, and was honored to be chosen as one of the winners of the award along with many other cities, counties, and government agencies throughout the United States.

The Department has implemented two "GOING GREEN" programs.

1. E-payable with Bank of America, which replaces paper checks with electronic card payments. The City receives a rebate of 0.5% of payments processed.
2. Reduced the number of paper payroll checks to less than 20 a pay period and an estimated annual savings to the departments of approximately \$50,000 by eliminating check pick up from the Administrative Services Department each pay period.

Additionally, the Department extended the Standby Purchase Agreement with the current Liquidity Facility Provider for the 30 year Variable Rate Demand Certificates of Participation (2000 Police Building Project) for a period of three years at a fixed fee level of 76 basis points, a decrease of 54 basis. This generated a saving of approximately \$868,000, plus annual legal costs, over a three year period.

FUTURE OUTLOOK

The Administrative Services Department is proactively working with other City departments and managers on several Citywide cost reduction strategies. The department is actively involved in monitoring legislation as it impacts local government revenues and expenditures. The City's financial status is continually monitored for the impact of new reporting requirements introduced by the Governmental Accounting Standards Board (GASB), changes in State laws, instability of revenue sources, and rising costs. The department will continue to emphasize good customer service to internal and external customers while trying to always identify ways to improve services.

**CITY OF GLENDALE
SUMMARY OF APPROPRIATIONS
ADMINISTRATIVE SERVICES DEPARTMENT**

	Actual 2008-09	Adopted 2009-10	Revised 2009-10	Adopted 2010-11
<u>General Fund</u>				
Purchasing (101-162)	403,381	468,388	468,388	557,149
Administration (101-164)	781,293	737,344	737,344	1,741,503
Accounts Payable (101-165)	295,817	346,403	346,403	283,885
Budget (101-166)	281,405	489,582	489,582	671,126
Accounting (101-167)	768,636	889,674	889,674	1,160,768
Payroll (101-169)	393,120	399,272	399,272	463,624
Fingerprinting & Passports (101-212)	418,161	-	-	-
Total General Fund	\$ 3,341,812	\$ 3,330,663	\$ 3,330,663	\$ 4,878,055
<u>Other Funds</u>				
Liability Insurance Fund (612)	2,975,781	6,171,771	6,171,771	5,628,464
Graphics Operation Fund (650)	674,929	-	-	-
Total Other Funds	\$ 3,650,710	\$ 6,171,771	\$ 6,171,771	\$ 5,628,464
Department Grand Total	\$ 6,992,522	\$ 9,502,434	\$ 9,502,434	\$ 10,506,519

**CITY OF GLENDALE
ADMINISTRATIVE SERVICES DEPARTMENT
PURCHASING
101-162**

		Actual 2008-09	Adopted 2009-10	Revised 2009-10	Adopted 2010-11
SALARIES & BENEFITS					
41100	Salaries	304,710	347,750	347,750	422,384
41600-42500	Benefits	46,427	56,061	56,061	58,325
42600-42700	Retirement	33,855	40,060	40,060	49,300
	Total Salaries & Benefits	384,992	443,871	443,871	530,009
MAINTENANCE & OPERATION					
42800	Auto allowance	387	200	200	200
44120	Repairs to office equip	29	100	100	100
44300	Telephone	5,090	8,500	8,500	8,500
44352	ISD service charge	-	-	-	1,588
44450	Postage	935	1,082	1,082	1,080
44550	Travel	2,647	1,025	1,025	1,000
44650	Training	275	500	500	1,000
44700	Computer software	-	500	500	-
44750	Liability	6,686	8,375	8,375	9,295
44751	Insurance/surety bond premium	-	-	-	542
44800	Membership and dues	330	900	900	900
45050	Periodicals & newspapers	169	35	35	35
45150	Furniture & equipment	415	100	100	100
45170	Computer hardware	37	100	100	100
45250	Office supplies	962	1,600	1,600	1,200
45300	Small tools	10	-	-	-
45450	Printing and graphics	334	400	400	400
46900	Business meetings	15	100	100	100
47000	Miscellaneous	67	1,000	1,000	1,000
	Total Maintenance & Operation	18,389	24,517	24,517	27,140
TOTAL		\$ 403,381	\$ 468,388	\$ 468,388	\$ 557,149

**CITY OF GLENDALE
ADMINISTRATIVE SERVICES DEPARTMENT
ADMINISTRATION
101-164**

		Actual 2008-09	Adopted 2009-10	Revised 2009-10	Adopted 2010-11
SALARIES & BENEFITS					
41100	Salaries	412,970	399,852	399,852	281,388
41300	Hourly wages	531	25,000	25,000	37,500
41600-42500	Benefits	88,806	83,142	83,142	68,398
42600-42700	Retirement	44,233	48,939	48,939	37,220
42799	Salary charges out	-	(118,000)	(118,000)	-
	Total Salaries & Benefits	546,540	438,933	438,933	424,506
MAINTENANCE & OPERATION					
42800	Auto allowance	6,014	5,880	5,880	5,880
43110	Contractual services	167,333	260,000	260,000	245,000
44120	Repairs to office equip	15	200	200	200
44300	Telephone	2,500	3,200	3,200	3,200
44352	ISD service charge	-	-	-	1,039,231
44450	Postage	15,073	-	-	-
44550	Travel	1,274	2,332	2,332	2,000
44650	Training	1,052	2,000	2,000	2,000
44750	Liability	9,022	10,424	10,424	7,015
44751	Insurance/surety bond premium	-	-	-	846
44760	Regulatory	143	-	-	-
44800	Membership and dues	803	675	675	675
45050	Periodicals & newspapers	100	100	100	100
45100	Books	24	200	200	200
45150	Furniture & equipment	18,878	900	900	900
45250	Office supplies	10,672	7,500	7,500	7,000
45350	General supplies	377	2,000	2,000	1,000
45400	Reports & publications	40	500	500	250
46900	Business meetings	1,490	2,000	2,000	1,000
47000	Miscellaneous	(56)	500	500	500
	Total Maintenance & Operation	234,753	298,411	298,411	1,316,997
TOTAL		\$ 781,293	\$ 737,344	\$ 737,344	\$ 1,741,503

**CITY OF GLENDALE
ADMINISTRATIVE SERVICES DEPARTMENT
ACCOUNTS PAYABLE
101-165**

		Actual 2008-09	Adopted 2009-10	Revised 2009-10	Adopted 2010-11
SALARIES & BENEFITS					
41100	Salaries	177,962	229,188	229,188	183,310
41200	Overtime	265	-	-	-
41300	Hourly wages	12,302	-	-	-
41600-42500	Benefits	30,774	37,624	37,624	30,375
42600-42700	Retirement	21,399	26,400	26,400	21,395
	Total Salaries & Benefits	242,702	293,212	293,212	235,080
MAINTENANCE & OPERATION					
42800	Auto allowance	8	-	-	-
43110	Contractual services	24,277	22,000	22,000	22,000
43150	Cost allocation charge	1,021	-	-	-
44120	Repairs to office equip	568	-	-	-
44300	Telephone	1,500	2,400	2,400	2,400
44352	ISD service charge	-	-	-	1,270
44450	Postage	1,820	14,000	14,000	10,000
44650	Training	185	1,000	1,000	1,000
44750	Liability	5,030	5,559	5,559	4,035
44751	Insurance/surety bond premium	-	-	-	400
44800	Membership and dues	1,181	1,000	1,000	1,000
45250	Office supplies	11,653	1,200	1,200	2,000
45350	General supplies	5,087	2,332	2,332	2,000
45450	Printing and graphics	482	3,000	3,000	2,000
46900	Business meetings	302	200	200	200
47000	Miscellaneous	-	500	500	500
	Total Maintenance & Operation	53,115	53,191	53,191	48,805
TOTAL		\$ 295,817	\$ 346,403	\$ 346,403	\$ 283,885

**CITY OF GLENDALE
ADMINISTRATIVE SERVICES DEPARTMENT
BUDGET
101-166**

		Actual 2008-09	Adopted 2009-10	Revised 2009-10	Adopted 2010-11
SALARIES & BENEFITS					
41100	Salaries	198,246	314,853	314,853	459,205
41200	Overtime	137	-	-	-
41600-42500	Benefits	34,469	53,510	53,510	73,880
42600-42700	Retirement	22,071	36,268	36,268	51,065
	Total Salaries & Benefits	254,923	404,631	404,631	584,150
MAINTENANCE & OPERATION					
42800	Auto allowance	-	200	200	200
43110	Contractual services	20,000	65,000	65,000	65,000
44300	Telephone	400	900	900	900
44352	ISD service charge	-	-	-	1,112
44450	Postage	5	-	-	-
44550	Travel	-	450	450	450
44650	Training	743	2,000	2,000	2,000
44750	Liability	3,396	7,276	7,276	9,625
44751	Insurance/surety bond premium	-	-	-	564
44800	Membership and dues	480	325	325	325
45100	Books	-	100	100	100
45250	Office supplies	539	500	500	500
45350	General supplies	-	2,000	2,000	1,500
45450	Printing and graphics	919	6,000	6,000	4,000
46900	Business meetings	-	200	200	200
47000	Miscellaneous	-	-	-	500
	Total Maintenance & Operation	26,482	84,951	84,951	86,976
TOTAL		\$ 281,405	\$ 489,582	\$ 489,582	\$ 671,126

**CITY OF GLENDALE
ADMINISTRATIVE SERVICES DEPARTMENT
ACCOUNTING
101-167**

		Actual 2008-09	Adopted 2009-10	Revised 2009-10	Adopted 2010-11
SALARIES & BENEFITS					
41100	Salaries	524,155	534,739	534,739	738,485
41200	Overtime	1,010	-	-	-
41600-42500	Benefits	77,050	79,332	79,332	118,730
42600-42700	Retirement	58,604	61,597	61,597	83,660
	Total Salaries & Benefits	660,818	675,668	675,668	940,875
MAINTENANCE & OPERATION					
42800	Auto allowance	871	1,000	1,000	1,000
43110	Contractual services	71,136	169,000	169,000	169,000
43150	Cost allocation charge	391	-	-	-
44120	Repairs to office equip	349	-	-	-
44300	Telephone	2,000	3,500	3,500	3,500
44352	ISD service charge	-	-	-	2,351
44450	Postage	123	100	100	100
44550	Travel	-	1,350	1,350	1,350
44650	Training	4,641	5,000	5,000	5,000
44700	Computer software	2,407	3,000	3,000	3,000
44750	Liability	12,314	12,908	12,908	15,770
44751	Insurance/surety bond premium	-	-	-	1,022
44800	Membership and dues	596	1,235	1,235	1,200
45050	Periodicals & newspapers	-	213	213	200
45100	Books	239	300	300	300
45150	Furniture & equipment	-	500	500	500
45170	Computer hardware	139	500	500	500
45250	Office supplies	2,345	2,000	2,000	2,000
45350	General supplies	-	2,300	2,300	2,000
45400	Reports & publications	620	-	-	-
45450	Printing and graphics	8,496	10,000	10,000	10,000
46900	Business meetings	309	600	600	600
47000	Miscellaneous	843	500	500	500
	Total Maintenance & Operation	107,818	214,006	214,006	219,893
TOTAL		\$ 768,636	\$ 889,674	\$ 889,674	\$ 1,160,768

**CITY OF GLENDALE
ADMINISTRATIVE SERVICES DEPARTMENT
PAYROLL
101-169**

		Actual 2008-09	Adopted 2009-10	Revised 2009-10	Adopted 2010-11
SALARIES & BENEFITS					
41100	Salaries	253,567	259,541	259,541	312,465
41200	Overtime	988	-	-	-
41300	Hourly wages	1,624	5,000	5,000	5,000
41600-42500	Benefits	53,583	55,954	55,954	64,225
42600-42700	Retirement	28,373	30,472	30,472	36,470
	Total Salaries & Benefits	338,135	350,967	350,967	418,160
MAINTENANCE & OPERATION					
42800	Auto allowance	-	200	200	200
43110	Contractual services	19,256	2,000	2,000	2,000
43150	Cost allocation charge	5,492	-	-	-
44120	Repairs to office equip	-	1,000	1,000	1,000
44300	Telephone	400	3,000	3,000	3,000
44352	ISD service charge	-	-	-	1,319
44650	Training	309	500	500	500
44750	Liability	6,103	6,405	6,405	6,985
44751	Insurance/surety bond premium	-	-	-	460
44800	Membership and dues	1,952	2,000	2,000	2,000
45250	Office supplies	12,507	15,000	15,000	14,000
45350	General supplies	6,274	7,500	7,500	7,000
45450	Printing and graphics	2,595	10,000	10,000	6,000
46900	Business meetings	97	200	200	500
47000	Miscellaneous	-	500	500	500
	Total Maintenance & Operation	54,985	48,305	48,305	45,464
TOTAL		\$ 393,120	\$ 399,272	\$ 399,272	\$ 463,624

**CITY OF GLENDALE
ADMINISTRATIVE SERVICES DEPARTMENT
FINGERPRINTING & PASSPORTS
101-212**

		Actual 2008-09	Adopted 2009-10	Revised 2009-10	Adopted 2010-11
SALARIES & BENEFITS					
41100	Salaries	55,825	-	-	-
41200	Overtime	346	-	-	-
41300	Hourly wages	53,607	-	-	-
41600-42500	Benefits	14,567	-	-	-
42600-42700	Retirement	11,068	-	-	-
	Total Salaries & Benefits	135,413	-	-	-
MAINTENANCE & OPERATION					
43050	Repairs-bldgs & grounds	484	-	-	-
43060	Utilities	12,580	-	-	-
43080	Rent	291	-	-	-
43110	Contractual services	247,538	-	-	-
44200	Advertising	3,051	-	-	-
44300	Telephone	3,000	-	-	-
44400	Janitorial services	6,317	-	-	-
44450	Postage	3,344	-	-	-
44550	Travel	67	-	-	-
44600	Laundry & towel service	34	-	-	-
44650	Training	60	-	-	-
44700	Computer software	70	-	-	-
44750	Liability	3,924	-	-	-
45100	Books	38	-	-	-
45150	Furniture & equipment	53	-	-	-
45170	Computer hardware	97	-	-	-
45250	Office supplies	1,280	-	-	-
45350	General supplies	29	-	-	-
46900	Business meetings	47	-	-	-
47000	Miscellaneous	443	-	-	-
	Total Maintenance & Operation	282,748	-	-	-
TOTAL		\$ 418,161	\$ -	\$ -	\$ -

**CITY OF GLENDALE
ADMINISTRATIVE SERVICES DEPARTMENT
LIABILITY INSURANCE FUND (612)**

		Actual 2008-09	Adopted 2009-10	Revised 2009-10	Adopted 2010-11
SALARIES & BENEFITS					
41100	Salaries	545,935	547,503	547,503	288,612
41200	Overtime	4,359	-	-	-
41300	Hourly wages	867	8,250	8,250	-
41600-42500	Benefits	103,054	109,113	109,113	60,559
42600-42700	Retirement	61,262	63,070	63,070	33,547
	Total Salaries & Benefits	715,477	727,936	727,936	382,718
MAINTENANCE & OPERATION					
42800	Auto allowance	631	2,000	2,000	1,350
43080	Rent	671	-	-	-
43110	Contractual services	7,493	207,244	207,244	196,881
43150	Cost allocation charge	57	372,206	372,206	693,533
44300	Telephone	3,030	8,000	8,000	5,500
44352	ISD service charge	-	-	-	3,774
44450	Postage	6,313	700	700	700
44550	Travel	8,281	7,040	7,040	7,100
44650	Training	2,162	7,500	7,500	8,500
44700	Computer software	2,185	1,200	1,200	1,700
44750	Liability	12,369	12,660	12,660	7,215
44751	Insurance/surety bond premium	-	-	-	1,550
44800	Membership and dues	2,180	2,750	2,750	2,750
45050	Periodicals & newspapers	79	1,600	1,600	1,500
45100	Books	6,032	6,800	6,800	6,800
45150	Furniture & equipment	-	689	689	750
45170	Computer hardware	54	1,800	1,800	1,800
45250	Office supplies	4,028	4,600	4,600	4,600
45350	General supplies	185	500	500	500
46900	Business meetings	122	400	400	400
47000	Miscellaneous	10	4,806,146	4,806,146	4,298,843
48501	Excess liability premium	1,005,200	-	-	-
48502	Legal consultation fee	349,273	-	-	-
48503	Litigation miscellaneous exp	423,975	-	-	-
48510	Claims accrual	(612,767)	-	-	-
48600	Claims	985,418	-	-	-
48601	Insurance claims	53,325	-	-	-
	Total Maintenance & Operation	2,260,304	5,443,835	5,443,835	5,245,746
TOTAL		\$ 2,975,781	\$ 6,171,771	\$ 6,171,771	\$ 5,628,464

**CITY OF GLENDALE
ADMINISTRATIVE SERVICES DEPARTMENT
GRAPHICS OPERATION FUND *
650-163**

		Actual 2008-09	Adopted 2009-10	Revised 2009-10	Adopted 2010-11
SALARIES & BENEFITS					
41100	Salaries	361,365	-	-	-
41300	Hourly wages	41,554	-	-	-
41600-42500	Benefits	52,092	-	-	-
42600-42700	Retirement	44,627	-	-	-
	Total Salaries & Benefits	499,636	-	-	-
MAINTENANCE & OPERATION					
42800	Auto allowance	310	-	-	-
43110	Contractual services	70,184	-	-	-
44120	Repairs to office equip	26,537	-	-	-
44300	Telephone	867	-	-	-
44450	Postage	3,295	-	-	-
44550	Travel	20	-	-	-
44650	Training	420	-	-	-
44700	Computer software	5,683	-	-	-
44750	Liability	8,883	-	-	-
45050	Periodicals & newspapers	53	-	-	-
45150	Furniture & equipment	(34)	-	-	-
45170	Computer hardware	139	-	-	-
45200	Maps and blue prints	3,113	-	-	-
45250	Office supplies	33,079	-	-	-
45450	Printing and graphics	7,026	-	-	-
46900	Business meetings	137	-	-	-
47000	Miscellaneous	15,687	-	-	-
47010	Discount earned & lost	(105)	-	-	-
	Total Maintenance & Operation	175,293	-	-	-
TOTAL		\$ 674,929	\$ -	\$ -	\$ -

* Effective 7/1/2009, Graphics reports to Management Services in 101-163.

ADMINISTRATIVE SERVICES-FINANCE
Personnel Classification Detail

Classification	Actual 2008-09	Budget 2009-10	Revised Budget 2009-10	Budget 2010-11
<u>Salaried Employees</u>				
Accountant I	5.15	5.15	4.15	4.15
Accountant II	0.50	0.50	0.50	2.50
Accounting Services Administrator	0.90	0.90	0.90	0.95
Accounting Services Specialist	1.00	1.00	2.50	2.50
Accounts Payable Supervisor	1.00	1.00	1.00	1.00
Administrative Analyst	1.50	1.50	2.50	2.75
Administrative Assistant	1.00	1.00	1.00	1.00
Administrative Associate	-	-	1.00	1.00
Assistant Director - Finance	1.00	1.00	-	-
Budget Administrator	1.00	1.00	1.00	1.00
Buyer	2.00	2.00	2.00	2.00
Director of Finance	1.00	1.00	1.00	1.00
Duplicating Machine Operator	1.00	-	-	-
Executive Analyst	2.00	2.00	1.00	1.00
Graphics Administrator	1.00	-	-	-
Graphics Illustrator	1.00	-	-	-
Office Services Specialist II	1.00	1.00	-	-
Office Services Supervisor	1.00	1.00	1.00	1.00
Office Specialist I	2.00	-	-	-
Payroll Supervisor	1.00	1.00	0.90	1.00
Principal Accounting Technician	1.00	1.00	-	-
Purchasing Administrator	1.00	1.00	-	-
Purchasing Manager	-	-	1.00	1.00
Revenue Manager	-	-	1.00	1.00
Risk Manager	1.00	1.00	1.00	1.00
Senior Accountant	1.85	1.85	1.85	2.20
Senior Accounting Services Specialist	4.00	4.00	3.25	4.00
Senior Accounting Technician (Confid.)	1.00	1.00	1.00	1.00
Senior Buyer	-	-	-	1.00
Senior Graphics Illustrator	1.00	-	-	-
Senior Office Services Specialist	1.00	1.00	1.00	1.00
Total Salaried Employees	<u>37.90</u>	<u>31.90</u>	<u>30.55</u>	<u>35.05</u>
<u>Hourly Employees*</u>				
Customer Service Representative		0.60	(1) 0.60	(1) 0.60
Hourly City Worker		0.30	(1) 0.30	(1) 0.30
Total Hourly Employees		<u>0.90</u>	<u>0.90</u>	<u>0.90</u>
Finance Total	<u>37.90</u>	<u>32.80</u>	<u>31.45</u>	<u>35.95</u>

* Hourly Employees - Data not available prior to fiscal year 2009-10

** Indicates number of positions corresponding to the stated Full-Time Equivalence (FTE)

CITY OF GLENDALE, CA

City Attorney

2010 – 2011

Adopted Budget

CITY OF GLENDALE

CITY ATTORNEY

MISSION STATEMENT

To provide professional, quality legal services in a cost effective manner which ultimately protect the interests of the City of Glendale, its departments, the City Council, and the citizens of the community.

DEPARTMENT DESCRIPTION

The City Attorney's Office provides a full-range of dedicated, in-house legal services intended to ensure the legality of legislation, contracts, and programs, as well as ethically and competently defending legal actions filed against the City and its employees.

The City Attorney's Office consists of three primary sections: Litigation, Transactional, and Code Enforcement.

Litigation: Defends the City in legal actions and/or claims brought against the City, initiates lawsuits, and asserts necessary actions related to eminent domain proceedings.

Transactional: Prepares and approves all City ordinances, resolutions, motions, and contracts; renders legal opinions; and serves in an advisory capacity while representing the City in civil actions involving land use, housing, business disputes, and environmental issues.

Code Enforcement: Pursues justice through fair and ethical prosecutions arising out of violations of State and City law and secures compliance with a wide range of codes.

RELATIONSHIP TO STRATEGIC GOALS

Trust in Government

The City Attorney's Office handles complex and sophisticated matters in an efficient, responsive, and technological manner. We also work closely with City Departments to ensure all public meetings are held in compliance with the Brown Act.

Diversity & Education, Knowledge & Literacy

The City Attorney's Office has provided high quality legal advice as well as trainings regarding the Brown Act, Conflicts of Interest, CEQA, Public Records Act, Ethics, and the like to City Council, Boards and Commissions, and City Departments.

CITY OF GLENDALE

CITY ATTORNEY

Safe Community & Sense of Community

The Code Enforcement Section works closely with Neighborhood Services and Police to ensure the City of Glendale is safe and secure. Overall, the City Attorney's Office has provided excellent transactional, civil, and criminal representation on behalf of the City of Glendale.

Community Planning & Character

The City Attorney's Office effectively handled litigation matters pertaining to CEQA/land use.

MAJOR ACCOMPLISHMENTS

- Provided a broad range of services directed towards promoting the objectives of the City while protecting the City from loss and risk.
- Provided prompt, thorough, and high quality legal advice and guidance to the City Council, boards and commissions, City departments, and employees.
- Provided training regarding the Brown Act, Conflicts of Interest, CEQA, Public Records Act, Ethics, and other subjects to City Council, various boards and commissions, and departments.
- Provided successful defense in many liability cases.
- Aggressively seek compliance with the Municipal Code and instituted code enforcement proceedings where necessary to achieve compliance.

FUTURE OUTLOOK/GOALS

- Production and distribution of an annual report delineating the activities and accomplishments of the City Attorney's Office.
- Assist in-house team formed to oversee the City, Agency, or Authority on property disposition, relocation, and real estate transactions generally.
- Further evaluate the possibility of modifying the City's code enforcement process through use of an administrative, instead of the criminal, process which could result in efficiencies.
- Examine means of achieving swifter compliance with Municipal Code to address quality of life issues of importance to the community.

CITY OF GLENDALE
CITY ATTORNEY

- Increase ability to handle CEQA and Land Use litigation defense without assistance from outside counsel.
- Continue to provide a high level of service in challenging economic times.
- Assess bringing worker's compensation litigation in-house and determine if this would result in a cost-savings to the City.

**CITY OF GLENDALE
SUMMARY OF APPROPRIATIONS
CITY ATTORNEY DEPARTMENT**

	Actual 2008-09	Adopted 2009-10	Revised 2009-10	Adopted 2010-11
<u>General Fund</u>				
Internal Service (101-151)	1,290,111	1,302,911	1,302,911	3,132,764
Defending & Filing (101-152)	357,729	371,025	371,025	411,124
Code Enforcement (101-153)	16,947	21,405	21,405	21,459
Total General Fund	\$ 1,664,786	\$ 1,695,341	\$ 1,695,341	\$ 3,565,347
Department Grand Total	\$ 1,664,786	\$ 1,695,341	\$ 1,695,341	\$ 3,565,347

**CITY OF GLENDALE
CITY ATTORNEY DEPARTMENT
INTERNAL SERVICE
101-151**

		Actual 2008-09	Adopted 2009-10	Revised 2009-10	Adopted 2010-11
SALARIES & BENEFITS					
41100	Salaries	974,653	934,603	934,603	2,264,219
41200	Overtime	203	515	515	515
41300	Hourly wages	55	824	824	824
41600-42500	Benefits	110,221	124,339	124,339	375,787
42600-42700	Retirement	108,972	123,860	123,860	264,096
	Total Salaries & Benefits	1,194,104	1,184,141	1,184,141	2,905,441
MAINTENANCE & OPERATION					
42800	Auto allowance	11,851	10,104	10,104	11,160
44100	Repairs to equipment	-	303	303	303
44120	Repairs to office equip	1,063	3,318	3,318	3,318
44300	Telephone	1,986	1,986	1,986	1,986
44352	ISD service charge	-	-	-	82,263
44450	Postage	2,332	3,274	3,274	3,274
44550	Travel	1,083	4,274	4,274	4,274
44650	Training	12,576	20,995	20,995	20,995
44700	Computer software	-	985	985	985
44750	Liability	24,627	26,115	26,115	49,842
44751	Insurance/surety bond premium	-	-	-	1,507
44800	Membership and dues	5,636	5,636	5,636	5,636
45050	Periodicals & newspapers	-	660	660	660
45100	Books	16,305	22,901	22,901	22,901
45150	Furniture & equipment	-	1,359	1,359	1,359
45250	Office supplies	18,373	15,080	15,080	15,080
45350	General supplies	63	-	-	-
45450	Printing and graphics	-	600	600	600
46900	Business meetings	-	250	250	250
47000	Miscellaneous	111	930	930	930
	Total Maintenance & Operation	96,006	118,770	118,770	227,323
TOTAL		\$ 1,290,111	\$ 1,302,911	\$ 1,302,911	\$ 3,132,764

**CITY OF GLENDALE
CITY ATTORNEY DEPARTMENT
DEFENDING & FILING
101-152**

		Actual 2008-09	Adopted 2009-10	Revised 2009-10	Adopted 2010-11
SALARIES & BENEFITS					
41100	Salaries	281,160	282,997	282,997	317,658
41300	Hourly wages	-	733	733	733
41600-42500	Benefits	28,711	29,232	29,232	31,445
42600-42700	Retirement	31,436	32,598	32,598	34,887
	Total Salaries & Benefits	341,306	345,560	345,560	384,723
MAINTENANCE & OPERATION					
42800	Auto allowance	2,899	1,187	1,187	1,187
43080	Rent	-	295	295	295
44100	Repairs to equipment	-	202	202	202
44120	Repairs to office equip	-	616	616	616
44300	Telephone	1,765	1,765	1,765	1,765
44352	ISD service charge	-	-	-	826
44450	Postage	-	1,000	1,000	1,000
44550	Travel	-	2,500	2,500	2,500
44650	Training	30	1,450	1,450	1,450
44700	Computer software	-	903	903	903
44750	Liability	6,761	6,896	6,896	6,576
44751	Insurance/surety bond premium	-	-	-	430
44800	Membership and dues	879	2,521	2,521	2,521
45050	Periodicals & newspapers	1,178	440	440	440
45100	Books	639	2,100	2,100	2,100
45150	Furniture & equipment	-	1,030	1,030	1,030
45250	Office supplies	2,272	2,060	2,060	2,060
47000	Miscellaneous	-	500	500	500
	Total Maintenance & Operation	16,423	25,465	25,465	26,401
TOTAL		\$ 357,729	\$ 371,025	\$ 371,025	\$ 411,124

**CITY OF GLENDALE
CITY ATTORNEY DEPARTMENT
CODE ENFORCEMENT
101-153**

		Actual 2008-09	Adopted 2009-10	Revised 2009-10	Adopted 2010-11
SALARIES & BENEFITS					
41100	Salaries	11,287	11,287	11,287	11,287
41600-42500	Benefits	1,185	1,412	1,412	1,421
42600-42700	Retirement	1,262	1,300	1,300	1,317
	Total Salaries & Benefits	13,734	13,999	13,999	14,025
MAINTENANCE & OPERATION					
42800	Auto allowance	70	36	36	36
44120	Repairs to office equip	-	106	106	106
44300	Telephone	662	2,155	2,155	2,155
44352	ISD service charge	-	-	-	31
44450	Postage	-	606	606	606
44650	Training	250	273	273	273
44750	Liability	495	276	276	248
44751	Insurance/surety bond premium	-	-	-	25
44800	Membership and dues	675	1,045	1,045	1,045
45100	Books	175	1,788	1,788	1,788
45150	Furniture & equipment	-	186	186	186
45250	Office supplies	886	550	550	550
47000	Miscellaneous	-	385	385	385
	Total Maintenance & Operation	3,212	7,406	7,406	7,434
TOTAL		\$ 16,947	\$ 21,405	\$ 21,405	\$ 21,459

CITY ATTORNEY
Personnel Classification Detail

Classification	Actual 2008-09	Budget 2009-10	Revised Budget 2009-10	Budget 2010-11
<u>Salaried Employees</u>				
Administrative Analyst	0.50	0.50	0.50	1.00
Administrative Assistant	1.00	1.00	1.00	1.00
Assistant City Attorney	1.00	1.00	1.00	2.00
Chief Assistant City Attorney	0.80	0.80	0.80	1.00
City Attorney	1.00	1.00	1.00	1.00
Deputy City Attorney	1.00	1.00	1.00	2.16
Executive Analyst	-	-	1.00	1.00
General Counsel	-	-	-	3.00
Legal Executive Secretary	0.25	0.25	0.25	1.00
Legal Secretary	0.75	0.75	0.75	1.00
Legal Services Supervisor	1.00	1.00	-	-
Legal Systems Associate	1.00	1.00	1.00	1.00
Office Services Secretary	1.00	1.00	1.00	1.00
Senior Assistant City Attorney	3.00	3.00	3.00	4.00
City Attorney Total	<u>12.30</u>	<u>12.30</u>	<u>12.30</u>	<u>20.16</u>

CITY OF GLENDALE, CA

City Clerk

2010 – 2011

Adopted Budget

CITY OF GLENDALE

CITY CLERK

MISSION STATEMENT

It is the mission of the Office of the City Clerk to maintain records and provide accurate information; to provide superior, professional and friendly services to the public and to our internal customers; to conduct elections in a non-partisan and impartial manner, and; to issue licenses and permits to ensure fair Code compliance.

DEPARTMENT DESCRIPTION

Generally, the Office of the City Clerk is a service department within the City of Glendale upon which the City Council, all City departments, and the general public rely for information regarding the operations and legislative history of the City. The department serves as the liaison between the public and City Council and provides related municipal services.

Particularly, the City Clerk is the protector of the democratic process. He/she is the local official for elections, local legislation, compliance with the California Public Records Act, the Political Reform Act, and the Brown Act (open meeting laws). Before and after the City Council takes action, the City Clerk ensures that actions are in compliance with all federal, state, and local statutes and regulations and that all actions are properly executed, recorded, and archived.

Other responsibilities include, but are not limited to:

- **Records:** Attest, notarize, process, file, research, retrieve, maintain, monitor, plan, evaluate, receive, sign, countersign, open, close, seal and deliver upon request most documents that flow into and out of City Hall.
- **Provide Accurate Information:** Dispense information regarding the California Government Code, the Public Records Act, the Brown Act, the Political Reform Act, the City Municipal Code, and the telephone numbers and extensions of every office in city government.
- **Customer Service:** Listen attentively, be friendly, utilize all resources, and maintain patience.
- **Impartiality:** Coordinate municipal elections in a non-partisan manner; obey all state and federal laws.
- **Code Compliance:** Exercise compliance to the Municipal Code when processing/issuing various licenses and permits.

CITY OF GLENDALE CITY CLERK

RELATIONSHIP TO STRATEGIC GOALS

Diversity

The Office of the City Clerk values the City's diversity by embracing the ideology of including people of different cultural and religious backgrounds. Multicultural participation in the democratic process, as well as other activities, is highly encouraged.

Education, Knowledge, & Literacy

It is the goal of the Office of the City Clerk to educate the community on the democratic process and governmental operations, and to offer assistance on protocol in achieving positive results in their quest to mitigate issues.

Sense of Community

The Office of the City Clerk prides itself with fostering a sense of belonging to the community by encouraging participation in the governmental process.

Trust in Government

The Office of the City Clerk serves the community by taking the lead role as the central information center, directing and answering inquiries of citizens in an effort to provide a pleasant experience with local government, and offer the ultimate transparency to the community.

MAJOR ACCOMPLISHMENTS

In FY 2009-10, the Office of the City Clerk has moved forward with a full audit of election procedures and is looking to implement the recommendations of the audit for the upcoming April 2011 municipal election. Additionally, the Clerk's office has been working with the Los Angeles County Registrar/Recorder's offices on their Voting Systems Assessment Project (VSAP) by participating in focus groups and interviews to develop a better county-wide voting system. Additionally, the office has increased the number of filmings with over 280 projects of various sizes now being filmed in Glendale including commercials, network and cable television programs and feature films. In addition to the revenue generated for the city through permits, the filmings have helped boost local economies and have kept entertainment industry jobs in the Southern California region.

**CITY OF GLENDALE
SUMMARY OF APPROPRIATIONS
CITY CLERK DEPARTMENT**

	Actual 2008-09	Adopted 2009-10	Revised 2009-10	Adopted 2010-11
<u>General Fund</u>				
Administration (101-121)	209,817	213,813	213,813	266,661
Licenses & Permits (101-122)	359,136	346,932	346,932	330,003
Public Records (101-123)	247,554	224,784	224,784	231,578
Public Meeting Supp (101-124)	227,847	245,259	245,259	249,580
Elections (101-125)	435,383	-	-	438,386
Total General Fund	\$ 1,479,737	\$ 1,030,788	\$ 1,030,788	\$ 1,516,208
Department Grand Total	\$ 1,479,737	\$ 1,030,788	\$ 1,030,788	\$ 1,516,208

**CITY OF GLENDALE
CITY CLERK DEPARTMENT
ADMINISTRATION
101-121**

		Actual 2008-09	Adopted 2009-10	Revised 2009-10	Adopted 2010-11
SALARIES & BENEFITS					
41100	Salaries	130,660	131,902	131,902	132,306
41200	Overtime	170	-	-	-
41300	Hourly wages	170	-	-	-
41600-42500	Benefits	20,268	20,064	20,064	26,673
42600-42700	Retirement	14,609	15,163	15,163	15,412
	Total Salaries & Benefits	165,876	167,129	167,129	174,391
MAINTENANCE & OPERATION					
42800	Auto allowance	3,120	3,120	3,120	3,120
43080	Rent	2,764	-	-	2,937
43150	Cost allocation charge	98	-	-	-
44100	Repairs to equipment	266	100	100	100
44200	Advertising	18,995	-	-	-
44300	Telephone	117	1,724	1,724	1,724
44352	ISD service charge	-	-	-	49,721
44450	Postage	33	600	600	600
44550	Travel	290	2,170	2,170	2,170
44650	Training	2,561	3,500	3,500	3,500
44750	Liability	2,927	2,896	2,896	2,911
44751	Insurance/surety bond premium	-	-	-	257
44800	Membership and dues	1,009	975	975	975
45050	Periodicals & newspapers	-	75	75	-
45100	Books	46	150	150	150
45150	Furniture & equipment	-	1,000	1,000	1,000
45250	Office supplies	11,435	31,898	31,898	27,105
45350	General supplies	33	3,000	3,000	1,000
45450	Printing and graphics	-	4,200	4,200	4,200
46900	Business meetings	-	300	300	300
47000	Miscellaneous	248	976	976	500
49050	Charges-other depts	-	(10,000)	(10,000)	(10,000)
	Total Maintenance & Operation	43,941	46,684	46,684	92,270
TOTAL		\$ 209,817	\$ 213,813	\$ 213,813	\$ 266,661

**CITY OF GLENDALE
CITY CLERK DEPARTMENT
LICENSES & PERMITS
101-122**

		Actual 2008-09	Adopted 2009-10	Revised 2009-10	Adopted 2010-11
SALARIES & BENEFITS					
41100	Salaries	233,217	259,335	259,335	239,636
41200	Overtime	1,211	-	-	-
41300	Hourly wages	8,293	-	-	-
41600-42500	Benefits	57,140	59,199	59,199	60,397
42600-42700	Retirement	26,183	27,564	27,564	27,853
	Total Salaries & Benefits	326,045	346,098	346,098	327,886
MAINTENANCE & OPERATION					
42800	Auto allowance	8,305	7,314	7,314	7,314
44300	Telephone	408	1,724	1,724	1,724
44352	ISD service charge	-	-	-	1,248
44450	Postage	9,091	8,500	8,500	8,500
44700	Computer software	-	1,500	1,500	1,500
44750	Liability	6,073	5,683	5,683	5,272
44751	Insurance/surety bond premium	-	-	-	446
45150	Furniture & equipment	-	1,500	1,500	1,500
45250	Office supplies	9,214	8,900	8,900	8,900
45350	General supplies	-	1,213	1,213	1,213
45450	Printing and graphics	-	2,500	2,500	2,500
47000	Miscellaneous	-	500	500	500
49050	Charges-other depts	-	(38,500)	(38,500)	(38,500)
	Total Maintenance & Operation	33,091	834	834	2,117
TOTAL		\$ 359,136	\$ 346,932	\$ 346,932	\$ 330,003

**CITY OF GLENDALE
CITY CLERK DEPARTMENT
PUBLIC RECORDS
101-123**

		Actual 2008-09	Adopted 2009-10	Revised 2009-10	Adopted 2010-11
SALARIES & BENEFITS					
41100	Salaries	161,090	156,258	156,258	158,469
41200	Overtime	408	-	-	-
41300	Hourly wages	18,177	-	-	-
41600-42500	Benefits	28,378	23,697	23,697	27,446
42600-42700	Retirement	18,251	17,835	17,835	18,330
	Total Salaries & Benefits	226,303	197,790	197,790	204,245
MAINTENANCE & OPERATION					
42800	Auto allowance	2,388	2,388	2,388	2,388
43110	Contractual services	4,163	8,700	8,700	8,700
44120	Repairs to office equip	7,868	2,000	2,000	2,000
44300	Telephone	408	1,000	1,000	1,000
44450	Postage	-	200	200	200
44700	Computer software	-	100	100	100
44750	Liability	4,055	3,406	3,406	3,486
44751	Insurance/surety bond premium	-	-	-	259
45150	Furniture & equipment	-	1,000	1,000	1,000
45250	Office supplies	2,270	5,000	5,000	5,000
45350	General supplies	-	2,900	2,900	2,900
47000	Miscellaneous	99	300	300	300
	Total Maintenance & Operation	21,251	26,994	26,994	27,333
TOTAL		\$ 247,554	\$ 224,784	\$ 224,784	\$ 231,578

**CITY OF GLENDALE
CITY CLERK DEPARTMENT
PUBLIC MEETING SUPP
101-124**

		Actual 2008-09	Adopted 2009-10	Revised 2009-10	Adopted 2010-11
SALARIES & BENEFITS					
41100	Salaries	138,439	138,439	138,439	138,439
41200	Overtime	521	-	-	-
41600-42500	Benefits	17,990	17,861	17,861	21,034
42600-42700	Retirement	15,478	15,843	15,843	16,054
	Total Salaries & Benefits	172,428	172,143	172,143	175,527
MAINTENANCE & OPERATION					
42800	Auto allowance	2,058	2,058	2,058	2,058
44120	Repairs to office equip	7,760	3,000	3,000	3,000
44200	Advertising	39,436	60,000	60,000	60,000
44300	Telephone	233	532	532	532
44352	ISD service charge	-	-	-	635
44450	Postage	-	300	300	300
44750	Liability	3,091	3,026	3,026	3,046
44751	Insurance/surety bond premium	-	-	-	282
45150	Furniture & equipment	-	1,000	1,000	1,000
45250	Office supplies	2,795	3,200	3,200	3,200
45350	General supplies	46	-	-	-
	Total Maintenance & Operation	55,419	73,116	73,116	74,053
TOTAL		\$ 227,847	\$ 245,259	\$ 245,259	\$ 249,580

**CITY OF GLENDALE
CITY CLERK DEPARTMENT
ELECTIONS
101-125**

		Actual 2008-09	Adopted 2009-10	Revised 2009-10	Adopted 2010-11
SALARIES & BENEFITS					
41200	Overtime	12,862	-	-	12,800
41300	Hourly wages	50,350	-	-	50,000
41600-42500	Benefits	1,540	-	-	1,604
42600-42700	Retirement	1,372	-	-	650
	Total Salaries & Benefits	66,125	-	-	65,054
MAINTENANCE & OPERATION					
43110	Contractual services	304,083	-	-	319,287
44200	Advertising	19,415	-	-	10,000
44300	Telephone	107	-	-	107
44450	Postage	36,866	-	-	36,866
44550	Travel	156	-	-	164
44750	Liability	700	-	-	1,382
45150	Furniture & equipment	2,546	-	-	100
45250	Office supplies	4,640	-	-	4,640
46900	Business meetings	686	-	-	686
47000	Miscellaneous	60	-	-	100
	Total Maintenance & Operation	369,258	-	-	373,332
TOTAL		\$ 435,383	\$ -	\$ -	\$ 438,386

CITY CLERK
Personnel Classification Detail

Classification	Actual 2008-09	Budget 2009-10	Revised Budget 2009-10	Budget 2010-11
<u>Salaried Employees</u>				
Assistant City Clerk	1.00	1.00	1.00	1.00
City Clerk	1.00	1.00	1.00	1.00
License Investigator	2.00	2.00	2.00	2.00
Office Services Secretary	1.00	1.00	1.00	1.00
Office Services Specialist II	1.00	2.00	2.00	2.00
Office Services Supervisor	1.00	1.00	1.00	1.00
Secretary to the City Clerk (Steno)	1.00	1.00	1.00	1.00
Senior Office Services Specialist	2.00	1.00	1.00	1.00
Total Salaried Employees	<u>10.00</u>	<u>10.00</u>	<u>10.00</u>	<u>10.00</u>
<u>Hourly Employees*</u>				
City Resource Specialist				0.13 (1)
Hourly City Worker				0.77 (9)
Total Hourly Employees				<u>0.90</u>
City Clerk Total	<u>10.00</u>	<u>10.00</u>	<u>10.00</u>	<u>10.90</u>

* Hourly Employees - Data not available prior to fiscal year 2009-10

** Indicates number of positions corresponding to the stated Full-Time Equivalence (FTE)

CITY OF GLENDALE, CA

City Treasurer

2010 – 2011

Adopted Budget

CITY OF GLENDALE

CITY TREASURER

MISSION STATEMENT

The City Treasurer, in his most important role as Investment Manager of the City's funds, strives to maximize yield without compromising safety and liquidity.

DEPARTMENT DESCRIPTION

Investment Portfolio Management

The City Treasurer directs the investment of the City's idle funds. Working under the government code of the State of California, and with the advice of the Investment Policy Advisory Committee, the City Treasurer manages the City's portfolio.

Bank Relationship Management

The City Treasurer acts as the banker for the City. The office collects revenues from various City departments daily. Revenues are combined into bank deposits which are transported to the bank by armored courier. The office manages the City's bank relationship, which consists of contract administration, daily treasury management, and reconciliation of the official bank accounts.

Trustee Responsibilities

The City Treasurer's office acts as trustee for various City Street Improvement Bonds, maintaining street assessment records, mailing bond statements, and collecting and recording debt payment until all bonds are retired.

RELATIONSHIP TO STRATEGIC GOALS

Trust in Government

Paramount to trust in government is transparency of office performance. The City's Investment Report is the formal vehicle that the City Treasurer's Office uses to communicate to the City Council and the public its investment activities, holdings and performance. The City's Investment Reports are produced on a monthly, quarterly, and annual basis. The City Treasurer's Office is committed to improving delivery of these reports by posting them on the City's website within 15 working days after the end of the month/quarter, and 45 working days after the fiscal year end for the Annual Report.

Technology

The City Treasurer's Office uses various automated solutions to improve the efficiency and effectiveness of the operation.

CITY OF GLENDALE

CITY TREASURER

The City Treasurer's Office will continue to use Bloomberg, an industry standard financial software tool, to stay abreast of various investment markets, news and financial information.

The City Treasurer's Office will continue to support the City's E-Commerce initiatives and other interdepartmental automation initiatives in effort to reduce redundancy within the City of Glendale.

MAJOR ACCOMPLISHMENTS

An operational audit was performed in the City Treasurer's Office. The scope of the audit included a review and walk through of the current key operational and administrative areas of the department. The overall objectives of the audit were to review the processes in order to determine the operation's efficiency and effectiveness. While there were recommendations for enhancements, the audit concluded that controls were in place and functioning as intended in the City Treasurer's Office. No control weaknesses were noted. As a result of the audit, the Treasurer's Office participated with the Finance Office to streamline the City Treasurer's Receipt program. Efficiencies are realized citywide with data being captured at the point of deposit preventing redundancies in the system.

**CITY OF GLENDALE
SUMMARY OF APPROPRIATIONS
CITY TREASURER DEPARTMENT**

	Actual 2008-09	Adopted 2009-10	Revised 2009-10	Adopted 2010-11
<u>General Fund</u>				
City Treasurer (101-130)	513,558	545,998	545,998	578,866
Total General Fund	\$ 513,558	\$ 545,998	\$ 545,998	\$ 578,866
Department Grand Total	\$ 513,558	\$ 545,998	\$ 545,998	\$ 578,866

**CITY OF GLENDALE
CITY TREASURER DEPARTMENT
CITY TREASURER
101-130**

		Actual 2008-09	Adopted 2009-10	Revised 2009-10	Adopted 2010-11
SALARIES & BENEFITS					
41100	Salaries	359,554	379,248	379,248	384,860
41200	Overtime	173	-	-	-
41600-42500	Benefits	59,639	63,210	63,210	68,334
42600-42700	Retirement	40,052	43,686	43,686	44,921
	Total Salaries & Benefits	459,418	486,144	486,144	498,115
MAINTENANCE & OPERATION					
42800	Auto allowance	5,880	5,880	5,880	5,880
43110	Contractual services	20,993	21,880	21,880	22,200
44120	Repairs to office equip	482	1,000	1,000	1,000
44250	Data communication	-	-	-	15
44300	Telephone	2,336	3,200	3,200	3,200
44352	ISD service charge	-	-	-	21,702
44450	Postage	65	84	84	87
44550	Travel	1,024	1,700	1,700	1,685
44650	Training	424	680	680	680
44700	Computer software	5,740	6,100	6,100	6,000
44750	Liability	12,000	12,640	12,640	8,467
44751	Insurance/surety bond premium	-	-	-	4,368
44800	Membership and dues	528	495	495	495
45050	Periodicals & newspapers	503	525	525	590
45100	Books	45	150	150	150
45150	Furniture & equipment	-	500	500	677
45250	Office supplies	4,105	3,750	3,750	3,335
45350	General supplies	(58)	-	-	-
45450	Printing and graphics	-	1,000	1,000	-
46900	Business meetings	38	120	120	120
47000	Miscellaneous	35	150	150	100
	Total Maintenance & Operation	54,140	59,854	59,854	80,751
TOTAL		\$ 513,558	\$ 545,998	\$ 545,998	\$ 578,866

CITY TREASURER
Personnel Classification Detail

Classification	Actual 2008-09	Budget 2009-10	Revised Budget 2009-10	Budget 2010-11
<u>Salaried Employees</u>				
Administrative Associate	1.00	1.00	1.00	1.00
Assistant City Treasurer	1.00	1.00	1.00	1.00
City Treasurer	1.00	1.00	1.00	1.00
Office Services Specialist II	1.00	1.00	1.00	1.00
Senior Accounting Services Specialist	1.00	1.00	1.00	1.00
City Treasurer Total	<u>5.00</u>	<u>5.00</u>	<u>5.00</u>	<u>5.00</u>

CITY OF GLENDALE, CA

Community Planning

2010 – 2011

Adopted Budget

CITY OF GLENDALE COMMUNITY PLANNING

MISSION STATEMENT

Provide innovative and ethical leadership, professional competency and staff committed to assisting the community define, achieve and maintain its vision.

DEPARTMENT DESCRIPTION

The Department ensures that development occurs in an orderly and safe manner, which is sensitive to the community, and avoids unnecessary impacts to the environment by promoting high quality architecture and urban design. The Department is charged with involving residents in the development of these standards. Also, it ensures that residential neighborhoods and commercial districts are safe, well-maintained and free of blight. The department provides the necessary tools for the entire community to have a strong sense of ownership for their neighborhoods; giving them the opportunity to be involved in their care and development. All of these roles contribute to Glendale's beauty and quality of life. The Community Planning Department maintains a transparent and predictable development review process.

The Department is comprised of three main divisions: ***Building and Safety***, which includes plan check and building inspections; ***Neighborhood Services***, which includes field operations (code enforcement, graffiti removal, rental housing enforcement) and community outreach & education (citizen involvement, neighborhood development and community education); and ***Planning***, which includes Administration, Current Planning, Comprehensive Planning and Urban Design Studio.

The ***Building and Safety Division*** reviews all building construction, and changes in use of existing buildings on privately owned property. City owned facilities also are reviewed by Building and Safety to ensure that City projects are developed to the same rigorous standards as privately owned property. Applications for zoning, design review, building, trade, engineering and fire permits all can be obtained at the Permit Services Center. In addition, this Division performs all private property construction inspections, receives and processes Indigenous Tree Ordinance permit applications, enforces all construction related codes as mandated by the State, and assesses appropriate fees related to ASSFC, GUSD Development, Parks and Libraries Impact, construction and demolition recycling, and Green Building surcharges.

The ***Neighborhood Services Division*** is responsible for the care and maintenance of neighborhoods and the built-community, after construction is completed. These efforts are carried out through the enforcement of codes, the education and involvement of residents, maintenance of the rights-of-way and the monitoring of permits and licenses. In addition, the Division operates a centralized customer

CITY OF GLENDALE COMMUNITY PLANNING

service function for the City, taking-in, “triaging,” dispatching and monitoring service requests received of citizens via phone, internet or PCD.

The **Planning Division** provides leadership in defining the community's vision and ensures that development occurs in an orderly and safe manner, which is sensitive to the community, avoids unnecessary impacts to the environment, meets the needs of the public, and improves the quality of the built environment by promoting high quality, excellent architecture, urban design and well-designed public environments that reflect community values, heritage and progressive design practices. Responsibilities include preparing and updating the General and Specific Plans, processing development applications (variances, conditional use permits, subdivisions, design review, etc.), historic districts, mobility planning and urban design review. In addition, the Division manages and provides support for six Boards and Commissions, which provide the opportunity for public input on development applications.

The **Community Planning Department** has six Boards and Commissions to which it is accountable:

- 1) Building and Fire Board of Appeals
- 2) Design Review Board 1
- 3) Design Review Board 2
- 4) Historic Preservation Commission
- 5) Planning Commission
- 6) Environmental Planning Board

Weekly Planning Hearing Officer Hearings also are conducted.

In addition, Glendale Clean & Beautiful sits as an advisory board, advising the City on community beautification and code enforcement issues, through the Community Planning Department.

RELATIONSHIP TO STRATEGIC GOALS

Long Range Plan (LRP)

In December 2008, the Planning Department began the community outreach for a North Glendale Community Plan, the first step toward a comprehensive update of the City's General Plan. The General Plan is the blueprint for future growth in the City and serves as the prime point for implementing all LRP goals. The City has embarked on a program that will focus efforts on community-based planning, with an aim to produce consecutive community plans over the coming years that will encompass all portions of the community.

CITY OF GLENDALE COMMUNITY PLANNING

Housing

The Department continues to maintain a certified Housing Element to ensure Glendale will retain competitiveness for State funding for housing and transportation projects. The Department monitors compliance with provisions of SB375 and submittal of annual reports to the State Department of Housing and Community Development as required by State law. In addition, the Department continues to play a key role in housing production by reviewing all housing plans and construction to ensure Building and Zoning Code compliance, processing design review applications and, as needed, other discretionary permits. Individualized guidance from staff's urban designers is given to enable property owners to successfully navigate design review. The Department will continue to promote innovative design for multi-family housing. In order to maintain safe housing, the department will inspect rental units for compliance with health and safety standards and process code enforcement cases.

Since Glendale is largely a "built-out" city, a critical component of the Housing Element is the required maintenance of existing housing, monitored and inspected by the Department's Neighborhood Services Division.

Transportation and Mobility

The Department, in cooperation with the Transportation and Traffic Division, continues to implement the policy recommendations of the Downtown Mobility Study, and as well as improvements to streetscape, pedestrian and bicyclist safety and mobility policy throughout the city.

Safe Community

Through its housing and code enforcement programs, the Department works to ensure that houses, buildings and infrastructure are safe, free of blight, and that citizens feel safe and secure in their neighborhoods and take personal responsibility. The Department collaborates with the Redevelopment Agency on projects that eliminate blight and result in a more vibrant and beautiful community.

Education, Knowledge and Literacy

The Department's education section teaches environmental stewardship in coordination with the Glendale Unified School District with the following programs:

- The Junior Ambassador Program (litter prevention, recycling, storm water pollution prevention)

CITY OF GLENDALE

COMMUNITY PLANNING

- Recycling Challenge

In addition, the Department gives extensive outreach regarding the recent smoking restrictions ordinance. The Department's preservation programs continue to provide educational resources and information related to the City's development history and heritage.

Sense of Community

The Department initiates many community and neighborhood festivals and programs ("I Love My Neighborhood" poster contest for youth, adopt-a-block, clean-up days, community gardens, "My Home Town" Photo Contest, Summer Nights on the Plaza) to involve residents and give them a sense of ownership for their neighborhoods. Beautification recognition awards (GEM, Halloween) are given in neighborhoods. The Department participates in the national Keep America Beautiful effort and neighborhood improvement efforts. The Neighborhood Services Kid's Corner webpage and "Clean Up Critters," are designed to encourage the youth in the community to take pride in their neighborhoods. The Department actively works to accommodate neighborhood concerns about development projects through the design review process, including accurate and timely notification to neighbors, posting of signs and notification to all neighborhood homeowners' associations of development projects. The Department works on comprehensive planning policies (beginning with the North Glendale/La Crescenta Community Plan and Citywide Design Guidelines), which includes input from the community in order to capture the vision of all those who live, work and play in Glendale.

Diversity

Significant effort is made to reach out to all sectors of the community to make sure all voices are heard, and that Glendale continues to be a vibrant place for all its inhabitants.

Parks and Open Space

The Urban Design Studio continues to collaborate with the Community Services and Parks Department to create opportunities to enhance the parks and open space, including streetscape throughout the City. The Department is currently working with multiple departments on the assessment and future planning of the Rockhaven site in North Glendale.

Community Services and Facilities

The Department provides professional peer review and design assistance for the renovation and construction of community facilities.

CITY OF GLENDALE COMMUNITY PLANNING

Economic Vitality

The Department ensures that residential neighborhoods and commercial districts are safe, well-maintained and free of blight through the education of residents, enforcement of City codes and removal of graffiti. The Department is responsible for transmitting thorough and accurate information to existing and potential new businesses, in addition to processing necessary applications expeditiously.

Community Planning and Character

The Department develops appropriate policies, guidelines and procedures necessary to ensure predictable development that is of a high quality and reflective of community character. Staff works with the Planning Commission, Redevelopment Agency, Design Review Boards, and Historic Preservation Commission for public inclusion in the planning process to ensure that general plan, community plan, zoning and design guidelines reflect community character and effective land use policies. Staff will continue to implement the design review process, which plays a key role in maintaining community character by assuring that development plans are shaped to maximize consistency with the existing patterns of development. The Department assists in coordinating efforts between various departments for a comprehensive approach to the overall built environment in the City.

Environment and Conservation

The Department leads the City's newly formed "Green Task Force" to develop effective green building policies and standards. The Department will continue to collaborate with other departments on a variety of efforts to promote sustainability, including water and resource conservation. In addition, to environmental education programs at the schools, the Department holds events to promote the environment including:

- Eco Expo
- Torch Run for the Environment
- Litter Index
- Foothill Clean-Up
- Great American Clean-Up

The Department was instrumental in the development of two eco-community gardens in the City. The Department's Cigarette Litter Prevention program prevents approximately 100,000 cigarette butts each year from ending up on City sidewalks, gutters, and down storm drains. The Department completes environmental review on most of the development projects, which are requested through the Planning

CITY OF GLENDALE COMMUNITY PLANNING

Department. Community Planning staff identifies pertinent issues, and works with other City departments and outside agencies to develop mitigation that reduce and/or eliminate environmental impacts.

Trust in Government

The Department plays a key role in the development issues which affect residents, and foster trust through accurate and timely notices of public hearings, and thorough and balanced staff reports for all public hearings: Planning Hearing Officer; Design Review Boards 1 & 2, Planning Commission, Historic Preservation Commission and Building & Fire Board of Appeals. Procedures of the City are well established and maintained at high standards. The Department will continue to participate in public forums, workshops, and meetings associated with planning and preservation efforts and staff will continue to advise applicants on planning and building policies to ensure a predictable, open and transparent entitlement review process.

Arts & Culture

The Department, in partnership with Community Redevelopment & Housing staff, will direct and manage the public art requirements of the Downtown Specific Plan, as well as other public art initiatives in redevelopment areas. Neighborhood Services promotes art and community awareness in the schools through its yearly "I Love My Neighborhood" poster contest.

Health and Wellness

The Department, in collaboration with the Transportation Department, continues to implement the Downtown Mobility Study, which promotes greater use of public transit, more walking and a healthier environment. The Department works with the Community Services and Parks Department on the PLACE Grant, a grant from the State Health Department, to promote safety for bicyclists and pedestrians throughout the City. Neighborhood Services staff is responsible for implementing the City's "Fresh Air" ordinance, limiting the exposure by residents to toxic second-hand smoke in public spaces and in multi-family rental housing.

MAJOR ACCOMPLISHMENTS

Community Planning accomplished the following over the past year:

Planning Division

- *North Glendale Community Plan* established the North Glendale Community Plan Advisory Committee, who met 12 times and developed written recommendations.

CITY OF GLENDALE COMMUNITY PLANNING

These recommendations were discussed at two community open houses (one of which was televised by GTV6) and reported to City Council in June.

- *Downtown Specific Plan (DSP)* began work on a Downtown Entertainment District, provided Urban Art Fund Implementation Options, and defined minimum development standards.
- *Mobility Study Implementation* began in-lieu fee ordinance, revising Transportation Demand Management Ordinance, and Downtown Transportation Fund Ordinance. South Brand Boulevard preferential parking regulation, inventory, and occupancy survey in progress. Hired a consultant to develop an environmental graphics manual (to include downtown way finding signs). Began analyzing parking standards for the Downtown Entertainment District.
- *Historic Preservation* proposed Rossmoyne Historic District was found eligible as a historic district overlay zone, and authorized to circulate a petition among property owners within the proposed boundary. Ten residences were added to the Glendale Register of Historic Resources in 2009. Staff proposed changes to the Mills Act Program.
- *Zoning Code Amendments* began code modifications to facilitate the installation of solar energy equipment (consistent with State Code) and water efficient Landscaping. Design Review Procedures, Reasonable Accommodation Procedure, Wireless Telecommunications Facilities, and amendments to the Downtown Specific Plan were adopted by Council. Council initiated rezoning and/or establishing a special setback ordinance along and adjacent to Hollister Terrace, as well as residential hillside standards.
- *Census 2010* created the Complete Count Committee and coordinated their efforts. Managed the Census Outreach Consultant's contract.
- *Artificial Turf Demonstration Project* managed the artificial turf installation project at City Hall and provided online information.
- *Webpage* coordinated the launching of "Glendale is Green" City-wide website.
- *Boards and Commission Meetings* provided staff and clerical support for 110 Board and Commission meetings, published approximately 150 public notices, mailed about 10,000 public notices, and produced approximately 53 reports to the City Council with related hearings.
- *Application Processing* managed approximately 700 current planning applications and provided thorough and balanced analysis in staff reports and recommendations. Reviewed 88 Design Review Board (DRB) cases, served 603

CITY OF GLENDALE COMMUNITY PLANNING

people at the DRB counter, issued 707 DRB exemptions, and performed 63 DRB inspections.

Building and Safety Division

Performed over 3,200 plan checks, issued more than 6,600 permits, and over 15,100 inspections.

Neighborhood Services:

- *Updated* “Fresh Air” ordinance and conducted 440 outreach contacts/site inspections.
- *Inspected* and certified 1,500 rental units as habitable.
- *Glendale* was designated as USA’s #1 Keep America Beautiful large city.
- *Dedicated* the 1st community garden and commenced construction on the 2nd.
- *Opened* and cleared 2,560 code enforcement actions.
- *Implemented* a systematic assessment of “distressed” or foreclosed properties.

ORGANIZATIONAL/PROGRAM CHANGES

Building & Safety, Neighborhood Services, and Planning were combined to create one department, Community Planning.

FUTURE OUTLOOK

Community Planning is proactively working with the community on the first phase of the City’s General Plan update – the North Glendale Community Plan. The update will include an Urban Design Framework. Single Family Design and Hillside Guidelines will be revised while multi-family design guidelines will be started. Historic District applications will continue to be processed. The Department will continually monitor the Building and Zoning Codes to see if further amendments are needed. The department will continue to maintain excellent customer service by providing efficient, consistent advice and timely application analysis and case processing. Design assistance and leadership will continue to be provided to other City departments.

California’s Green Building Code and Residential Code become mandatory January 1, 2011. Staff training will be necessary in order to implement the new Code. In

CITY OF GLENDALE COMMUNITY PLANNING

addition, it is anticipated that plan checks will take longer to complete due to the increased complexity of new Codes and Standards.

Glendale residents continue to express a high expectation that their City will be a quality place to live, work and play. This high expectation makes Glendale a better community, but it also translates into a greater demand in two different ways:

- 1) Static staff resources are expected to maintain existing standards and then to improve standards in the different neighborhoods
- 2) Greater citizen involvement in beautification and neighborhood improvement efforts require greater staff support

Significant code enforcement actions are diminishing over time due to the long-term commitment towards continuous and sustained maintenance on all properties by property owners. The City's investment in prevention programs will continue to result in proportionately less graffiti overall throughout the community, compared to our surrounding cities.

**CITY OF GLENDALE
SUMMARY OF APPROPRIATIONS
COMMUNITY PLANNING DEPARTMENT**

	Actual 2008-09	Adopted 2009-10	Revised 2009-10	Adopted 2010-11
<u>General Fund</u>				
Administration (101-181)	865,523	829,711	829,711	1,286,136
Current Planning (101-182)	1,454,890	1,407,284	1,407,284	1,425,564
Long Range Planning (101-184)	740,402	803,323	893,139	795,121
Design Studio (101-185)	262,628	280,033	289,333	290,216
Building & Safety (101-521)	3,044,253	3,390,129	3,390,129	3,400,828
Code Enforcement (101-822)	744,578	865,896	865,896	973,880
Outreach and Education (101-825-00000)	351,771	365,507	426,007	342,230
Knock Out Graffiti (101-825-10450)	104,086	148,891	148,891	123,487
Department Grand Total	\$ 7,568,132	\$ 8,090,774	\$ 8,250,390	\$ 8,637,462

**CITY OF GLENDALE
COMMUNITY PLANNING DEPARTMENT
ADMINISTRATION
101-181**

		Actual 2008-09	Adopted 2009-10	Revised 2009-10	Adopted 2010-11
SALARIES & BENEFITS					
41100	Salaries	615,528	565,578	565,578	591,007
41200	Overtime	815	-	-	-
41300	Hourly wages	20,627	19,761	19,761	24,240
41600-42500	Benefits	90,251	90,603	90,603	108,267
42600-42700	Retirement	69,776	77,959	77,959	71,392
	Total Salaries & Benefits	796,997	753,901	753,901	794,906
MAINTENANCE & OPERATION					
42800	Auto allowance	10,525	11,160	11,160	11,160
44120	Repairs to office equip	59	-	-	-
44200	Advertising	210	-	-	-
44300	Telephone	1,165	1,165	1,165	1,165
44352	ISD service charge	-	-	-	418,094
44450	Postage	17,111	13,000	13,000	13,000
44550	Travel	1,207	960	960	300
44650	Training	1,486	5,000	5,000	3,375
44700	Computer software	-	500	500	500
44750	Liability	13,714	14,757	14,757	13,608
44751	Insurance/surety bond premium	-	-	-	960
44800	Membership and dues	374	500	500	300
45050	Periodicals & newspapers	125	250	250	250
45100	Books	-	300	300	300
45150	Furniture & equipment	18	-	-	-
45250	Office supplies	16,629	17,758	17,758	17,758
45350	General supplies	1,798	9,860	9,860	9,860
45450	Printing and graphics	2,105	-	-	-
46900	Business meetings	2,001	600	600	600
	Total Maintenance & Operation	68,526	75,810	75,810	491,230
TOTAL		\$ 865,523	\$ 829,711	\$ 829,711	\$ 1,286,136

**CITY OF GLENDALE
COMMUNITY PLANNING DEPARTMENT
CURRENT PLANNING
101-182**

		Actual 2008-09	Adopted 2009-10	Revised 2009-10	Adopted 2010-11
SALARIES & BENEFITS					
41100	Salaries	1,129,028	1,091,148	1,091,148	1,104,352
41200	Overtime	528	-	-	-
41300	Hourly wages	9,782	7,291	7,291	12,480
41600-42500	Benefits	148,956	139,403	139,403	139,302
42600-42700	Retirement	126,520	132,060	132,060	130,077
	Total Salaries & Benefits	1,414,815	1,369,902	1,369,902	1,386,211
MAINTENANCE & OPERATION					
42800	Auto allowance	6,765	6,100	6,100	6,100
43150	Cost allocation charge	15	-	-	-
44300	Telephone	1,499	1,499	1,499	1,499
44352	ISD service charge	-	-	-	3,811
44750	Liability	26,496	27,083	27,083	24,608
44751	Insurance/surety bond premium	-	-	-	1,635
44800	Membership and dues	279	1,200	1,200	200
45250	Office supplies	1,351	-	-	-
45450	Printing and graphics	3,630	1,500	1,500	1,500
46900	Business meetings	41	-	-	-
	Total Maintenance & Operation	40,076	37,382	37,382	39,353
TOTAL		\$ 1,454,890	\$ 1,407,284	\$ 1,407,284	\$ 1,425,564

**CITY OF GLENDALE
COMMUNITY PLANNING DEPARTMENT
LONG RANGE PLANNING
101-184**

		Actual 2008-09	Adopted 2009-10	Revised 2009-10	Adopted 2010-11
SALARIES & BENEFITS					
41100	Salaries	535,416	591,178	591,178	591,178
41300	Hourly wages	13,062	12,854	12,854	13,200
41600-42500	Benefits	85,776	93,567	93,567	95,223
42600-42700	Retirement	60,239	75,929	75,929	70,543
	Total Salaries & Benefits	694,493	773,528	773,528	770,144
MAINTENANCE & OPERATION					
42800	Auto allowance	1,063	-	-	-
43110	Contractual services	14,691	-	79,816	-
43150	Cost allocation charge	50	-	-	-
44200	Advertising	6,367	6,660	16,660	3,010
44300	Telephone	408	408	408	408
44352	ISD service charge	-	-	-	1,804
44450	Postage	137	-	-	-
44550	Travel	490	-	-	-
44650	Training	709	-	-	-
44700	Computer software	230	-	-	-
44750	Liability	11,284	14,191	14,191	13,336
44751	Insurance/surety bond premium	-	-	-	933
44800	Membership and dues	2,297	1,050	1,050	500
45050	Periodicals & newspapers	206	-	-	-
45250	Office supplies	2,387	-	-	-
45350	General supplies	220	2,500	2,500	-
45450	Printing and graphics	5,105	4,986	4,986	4,986
46900	Business meetings	214	-	-	-
47000	Miscellaneous	50	-	-	-
	Total Maintenance & Operation	45,908	29,795	119,611	24,977
TOTAL		\$ 740,402	\$ 803,323	\$ 893,139	\$ 795,121

**CITY OF GLENDALE
COMMUNITY PLANNING DEPARTMENT
DESIGN STUDIO
101-185**

		Actual 2008-09	Adopted 2009-10	Revised 2009-10	Adopted 2010-11
SALARIES & BENEFITS					
41100	Salaries	197,680	217,020	217,020	224,121
41600-42500	Benefits	27,817	29,636	29,636	29,902
42600-42700	Retirement	22,102	24,999	24,999	26,159
	Total Salaries & Benefits	247,599	271,655	271,655	280,182
MAINTENANCE & OPERATION					
42800	Auto allowance	181	-	-	-
43110	Contractual services	7,189	-	9,300	-
44200	Advertising	-	1,290	1,290	1,290
44300	Telephone	175	175	175	175
44352	ISD service charge	-	-	-	722
44550	Travel	1,162	-	-	-
44750	Liability	4,273	4,273	4,273	4,931
44751	Insurance/surety bond premium	-	-	-	326
44800	Membership and dues	350	450	450	400
45250	Office supplies	291	-	-	-
45450	Printing and graphics	1,409	2,190	2,190	2,190
	Total Maintenance & Operation	15,029	8,378	17,678	10,034
TOTAL		\$ 262,628	\$ 280,033	\$ 289,333	\$ 290,216

**CITY OF GLENDALE
COMMUNITY PLANNING DEPARTMENT
BUILDING & SAFETY
101-521**

		Actual 2008-09	Adopted 2009-10	Revised 2009-10	Adopted 2010-11
SALARIES & BENEFITS					
41100	Salaries	2,140,251	2,356,375	2,356,375	2,378,169
41200	Overtime	68,541	65,812	65,812	65,812
41300	Hourly wages	20,975	66	66	-
41600-42500	Benefits	359,499	399,810	399,810	399,804
42600-42700	Retirement	242,082	270,187	270,187	276,179
	Total Salaries & Benefits	2,831,348	3,092,250	3,092,250	3,119,964
MAINTENANCE & OPERATION					
42800	Auto allowance	60,031	59,280	59,280	54,780
43110	Contractual services	53,193	70,000	70,000	23,271
43150	Cost allocation charge	48	-	-	-
44120	Repairs to office equip	3,654	6,200	6,200	6,200
44300	Telephone	6,524	6,524	6,524	6,524
44352	ISD service charge	-	-	-	33,300
44450	Postage	2,107	2,700	2,700	2,700
44550	Travel	3,011	5,000	5,000	5,000
44650	Training	5,760	27,506	27,506	27,506
44700	Computer software	-	1,200	1,200	1,200
44750	Liability	52,684	56,777	56,777	53,768
44751	Insurance/surety bond premium	-	-	-	3,923
44800	Membership and dues	1,339	2,335	2,335	2,335
45100	Books	347	2,900	2,900	2,900
45150	Furniture & equipment	2,107	27,300	27,300	27,300
45200	Maps and blue prints	-	300	300	300
45250	Office supplies	17,043	21,576	21,576	21,576
45300	Small tools	21	200	200	200
45350	General supplies	-	6,500	6,500	6,500
45450	Printing and graphics	5,016	-	-	-
46900	Business meetings	691	-	-	-
47000	Miscellaneous	15	1,581	1,581	1,581
49050	Charges-other depts	(684)	-	-	-
	Total Maintenance & Operation	212,905	297,879	297,879	280,864
TOTAL		\$ 3,044,253	\$ 3,390,129	\$ 3,390,129	\$ 3,400,828

**CITY OF GLENDALE
COMMUNITY PLANNING DEPARTMENT
CODE ENFORCEMENT
101-822**

	Actual 2008-09	Adopted 2009-10	Revised 2009-10	Adopted 2010-11
SALARIES & BENEFITS				
41100 Salaries	414,311	472,208	472,208	511,733
41200 Overtime	4,743	-	-	-
41300 Hourly wages	41,386	68,632	68,632	119,353
41600-42500 Benefits	72,062	97,534	97,534	94,751
42600-42700 Retirement	48,795	63,249	63,249	59,379
Total Salaries & Benefits	581,296	701,623	701,623	785,216
MAINTENANCE & OPERATION				
42800 Auto allowance	14,531	9,945	9,945	12,981
43080 Rent	965	-	-	-
43110 Contractual services	8,671	13,400	13,400	13,400
43112 Direct assistance	67,000	70,000	70,000	-
43150 Cost allocation charge	50	-	-	-
44100 Repairs to equipment	-	1,800	1,800	1,800
44120 Repairs to office equip	800	-	-	-
44300 Telephone	10,754	9,000	9,000	9,000
44351 Fleet / equip rental charge	-	17,394	17,394	17,394
44352 ISD service charge	-	-	-	56,555
44450 Postage	8,311	10,000	10,000	10,000
44650 Training	250	550	550	550
44700 Computer software	58	500	500	500
44750 Liability	16,958	10,976	10,976	13,884
44751 Insurance/surety bond premium	-	-	-	900
44800 Membership and dues	906	400	400	400
45050 Periodicals & newspapers	885	200	200	200
45150 Furniture & equipment	2,609	1,000	1,000	1,000
45170 Computer hardware	-	200	200	200
45250 Office supplies	10,314	5,000	5,000	5,000
45300 Small tools	227	300	300	1,300
45350 General supplies	2,770	8,000	8,000	30,000
45400 Reports & publications	241	1,000	1,000	1,000
45450 Printing and graphics	341	2,000	2,000	10,000
46000 Depreciation	13,578	-	-	-
46900 Business meetings	347	800	800	800
47000 Miscellaneous	2,717	1,808	1,808	1,800
Total Maintenance & Operation	163,282	164,273	164,273	188,664
TOTAL	\$ 744,578	\$ 865,896	\$ 865,896	\$ 973,880

**CITY OF GLENDALE
COMMUNITY PLANNING DEPARTMENT
OUTREACH & EDUCATION
101-825**

		Actual 2008-09	Adopted 2009-10	Revised 2009-10	Adopted 2010-11
SALARIES & BENEFITS					
41100	Salaries	162,233	165,126	165,126	162,427
41200	Overtime	466	-	-	-
41300	Hourly wages	92,399	137,996	176,496	103,264
41600-42500	Benefits	25,524	36,191	36,191	27,224
42600-42700	Retirement	26,242	36,836	36,836	21,946
	Total Salaries & Benefits	306,864	376,149	414,649	314,861
MAINTENANCE & OPERATION					
42800	Auto allowance	7,103	1,584	1,584	1,584
43060	Utilities	698	900	900	900
43080	Rent	1,581	-	-	-
43110	Contractual services	19,923	20,000	20,000	20,000
43150	Cost allocation charge	10,140	-	-	-
44100	Repairs to equipment	1,133	-	-	-
44120	Repairs to office equip	366	-	-	-
44200	Advertising	7,924	450	450	3,160
44352	ISD service charge	-	-	-	6,510
44450	Postage	5,675	4,974	4,974	4,974
44550	Travel	-	2,710	2,710	-
44650	Training	50	-	-	-
44700	Computer software	-	100	100	100
44750	Liability	5,837	5,390	5,390	5,845
44751	Insurance/surety bond premium	-	-	-	589
44800	Membership and dues	550	2,250	2,250	2,250
45050	Periodicals & newspapers	96	-	-	-
45150	Furniture & equipment	2,348	4,000	4,000	4,000
45250	Office supplies	23,500	7,460	7,460	7,460
45300	Small tools	-	2,000	2,000	3,000
45350	General supplies	39,145	50,000	72,000	50,000
45400	Reports & publications	26	-	-	-
45450	Printing and graphics	8,297	33,000	33,000	37,000
46900	Business meetings	3,935	2,000	2,000	2,000
47000	Miscellaneous	10,669	1,431	1,431	1,484
	Total Maintenance & Operation	148,993	138,249	160,249	150,856
TOTAL		\$ 455,858	\$ 514,398	\$ 574,898	\$ 465,717

**CITY OF GLENDALE
COMMUNITY PLANNING DEPARTMENT
OUTREACH AND EDUCATION
101-825-0000**

		Actual 2008-09	Adopted 2009-10	Revised 2009-10	Adopted 2010-11
SALARIES & BENEFITS					
41100	Salaries	162,233	165,126	165,126	162,427
41200	Overtime	159	-	-	-
41300	Hourly wages	46,567	91,364	129,864	77,315
41600-42500	Benefits	24,356	34,153	34,153	26,537
42600-42700	Retirement	21,372	31,464	31,464	18,917
	Total Salaries & Benefits	254,688	322,107	360,607	285,196
MAINTENANCE & OPERATION					
42800	Auto allowance	6,424	1,584	1,584	1,584
43060	Utilities	698	900	900	900
43110	Contractual services	19,814	20,000	20,000	20,000
44100	Repairs to equipment	1,066	-	-	-
44120	Repairs to office equip	366	-	-	-
44200	Advertising	7,000	-	-	2,710
44352	ISD service charge	-	-	-	6,510
44450	Postage	5,675	3,674	3,674	3,674
44550	Travel	-	2,710	2,710	-
44650	Training	50	-	-	-
44750	Liability	4,072	3,625	3,625	5,274
44751	Insurance/surety bond premium	-	-	-	422
45150	Furniture & equipment	2,348	-	-	-
45250	Office supplies	16,456	3,460	3,460	3,460
45300	Small tools	-	500	500	1,500
45350	General supplies	24,221	5,000	27,000	5,000
45450	Printing and graphics	8,181	1,000	1,000	5,000
46900	Business meetings	498	500	500	500
47000	Miscellaneous	215	447	447	500
	Total Maintenance & Operation	97,084	43,400	65,400	57,034
TOTAL		\$ 351,771	\$ 365,507	\$ 426,007	\$ 342,230

**CITY OF GLENDALE
COMMUNITY PLANNING DEPARTMENT
OUTREACH AND EDUCATION-KNOCK OUT GRAFFITI
101-825-10450**

		Actual 2008-09	Adopted 2009-10	Revised 2009-10	Adopted 2010-11
SALARIES & BENEFITS					
41200	Overtime	307	-	-	-
41300	Hourly wages	45,832	46,632	46,632	25,949
41600-42500	Benefits	1,168	2,038	2,038	687
42600-42700	Retirement	4,870	5,372	5,372	3,029
	Total Salaries & Benefits	52,177	54,042	54,042	29,665
MAINTENANCE & OPERATION					
42800	Auto allowance	679	-	-	-
43080	Rent	1,581	-	-	-
43110	Contractual services	109	-	-	-
43150	Cost allocation charge	10,140	-	-	-
44100	Repairs to equipment	66	-	-	-
44200	Advertising	924	450	450	450
44450	Postage	-	1,300	1,300	1,300
44700	Computer software	-	100	100	100
44750	Liability	1,765	1,765	1,765	571
44751	Insurance/surety bond premium	-	-	-	167
44800	Membership and dues	550	2,250	2,250	2,250
45050	Periodicals & newspapers	96	-	-	-
45150	Furniture & equipment	-	4,000	4,000	4,000
45250	Office supplies	7,044	4,000	4,000	4,000
45300	Small tools	-	1,500	1,500	1,500
45350	General supplies	14,924	45,000	45,000	45,000
45400	Reports & publications	26	-	-	-
45450	Printing and graphics	117	32,000	32,000	32,000
46900	Business meetings	3,437	1,500	1,500	1,500
47000	Miscellaneous	10,454	984	984	984
	Total Maintenance & Operation	51,910	94,849	94,849	93,822
TOTAL		\$ 104,086	\$ 148,891	\$ 148,891	\$ 123,487

COMMUNITY PLANNING
Personnel Classification Detail

Classification	Actual 2008-09	Budget 2009-10	Revised Budget 2009-10	Budget 2010-11
<u>Salaried Employees</u>				
Administrative Analyst	2.00	2.00	2.00	2.00
Assistant Director of Planning	1.00	1.00	1.00	1.00
Building Code Specialist II	2.00	2.00	2.00	2.00
Building Inspection Supervisor	1.00	1.00	1.00	1.00
Building Inspector	6.00	6.00	6.00	6.00
Building Official	1.00	1.00	1.00	1.00
Customer Service Representative	13.00	13.00	11.00	11.00
Deputy City Attorney	0.59	0.59	0.59	0.51
Director of Community Planning	1.00	1.00	1.00	1.00
Electrical Inspector	2.00	2.00	2.00	2.00
Executive Secretary (Steno)	2.00	2.00	2.00	2.00
Fire Protection Engineer	1.00	1.00	1.00	1.00
Housing Technician	1.15	1.15	1.15	1.80
HVAC Inspector	1.00	1.00	1.00	1.00
Legal Secretary	1.00	1.00	1.00	1.00
Neighborhood Servcs Field Rep.	4.00	4.00	4.00	4.00
Neighborhood Services Administrator	1.00	1.00	1.00	1.00
Neighborhood Services Inspector	6.00	6.00	6.00	6.00
Office Operations Supervisor	1.00	1.00	1.00	1.00
Office Services Secretary	1.00	1.00	1.00	1.00
Office Services Specialist I	1.00	-	-	-
Office Services Supervisor	1.00	1.00	1.00	1.00
Office Services Supervisor (Steno)	1.00	1.00	1.00	1.00
Permit Services Technician	2.00	2.00	4.00	4.00
Planner	6.00	6.00	6.00	6.00
Planning Administrator	-	-	1.00	1.00
Planning Assistant	3.00	3.00	3.00	3.00
Planning Associate	1.00	1.00	1.00	1.00
Plumbing Inspector	2.00	2.00	2.00	2.00
Principal Civil Engineer	-	-	1.00	1.00
Principal Planner	3.27	3.27	3.00	3.00
Principal Urban Designer	-	-	0.27	0.27
Program Coordinator	2.00	2.00	1.00	1.00
Program Specialist	-	-	1.00	1.00
Program Supervisor	1.00	1.00	1.00	1.00
Senior Building Code Specialist	2.00	2.00	1.00	1.00
Senior Building Inspector	1.00	1.00	1.00	1.00

COMMUNITY PLANNING
Personnel Classification Detail

Classification	Actual 2008-09	Budget 2009-10	Revised Budget 2009-10	Budget 2010-11			
Senior Neighborhood Serv Supervisor	1.00	1.00	1.00	1.00			
Senior Office Services Specialist	1.75	1.75	1.75	1.75			
Senior Office Specialist	1.00	1.00	1.00	1.00			
Senior Planner	5.68	5.68	4.68	4.68			
Senior Urban Designer	-	-	1.00	1.00			
Zoning Administrator	1.00	1.00	-	-			
Total Salaried Employees	<u>85.44</u>	<u>84.44</u>	<u>84.44</u>	<u>85.01</u>			
<u>Hourly Employees *</u>			**	**			
Hourly City Worker		2.90	(5)	2.90	(5)	2.40	(4)
City Resource Specialist		-		-		0.003	(1)
Customer Service Representative		0.50	(1)	0.50	(1)	1.15	(2)
Program Coordinator		0.90	(1)	0.90	(1)	0.75	(1)
Program Specialist		1.90	(2)	1.90	(2)	2.00	(3)
Neighborhood Services Inspector		0.91	(1)	0.91	(1)	-	
Total Hourly Employees		<u>7.11</u>		<u>7.11</u>		<u>6.30</u>	
Planning Total	<u>*** 85.44</u>	<u>*** 91.55</u>		<u>91.55</u>		<u>91.31</u>	

* Hourly Employees - Data not available prior to fiscal year 2009-10

** Indicates number of positions corresponding to the stated Full-Time Equivalence (FTE)

*** FY 2008-09 Actuals and FY 2009-10 Budgets reflect recent departmental realignments for Building and Safety and Community Development and Housing

CITY OF GLENDALE, CA

2010 – 2011

Adopted Budget

Community Redevelopment
& Housing

CITY OF GLENDALE

COMMUNITY REDEVELOPMENT & HOUSING

MISSION STATEMENT

To enhance and improve the quality of life and to promote positive growth in Glendale. This will be accomplished by facilitating commercial, residential, and cultural arts, housing options, and redevelopment projects providing tax revenue, services and jobs to benefit the Glendale community.

DEPARTMENT DESCRIPTION

The Department is comprised of two Divisions:

- **Development Division**, which includes Redevelopment and Economic Development
- **Housing Division**, which provides rental assistance & development and preservation of affordable housing

The Department has two boards to which it is accountable: the Glendale Redevelopment Agency, and the Housing Authority of the City of Glendale.

One of the main functions of the **Development Division** is to staff the **Glendale Redevelopment Agency** and implement its goals, projects, policies and programs.

The **Glendale Redevelopment Agency** was created in 1972 for the purpose of improving, upgrading and revitalizing specific areas in the City that over the course of time had become blighted due to deterioration, disuse, and unproductive economic conditions. The Agency is a legal and public entity, separate from the City with its own powers and budget. The Agency has two defined Redevelopment Project Areas: Central Glendale and San Fernando Road Corridor.

The **Central Glendale Project Area** was established with the intent of revitalizing the central business district in the downtown. The project area was formed in 1972 and encompasses 263 acres in the heart of the City. It is bounded by Colorado Street to the south, Glenoaks Boulevard to the north, Central Avenue and Columbus on the western periphery and Louise Street and Maryland Avenue on the east.

The **San Fernando Road** (SFR) Corridor Project Area was established with the objective of eliminating conditions of blight by revitalizing and upgrading the commercial and industrial properties and public properties/facilities with proper planning and reinvestment activities. The project area was formed in 1992 and includes approximately 750 acres. It extends along the entire length of the SFR Corridor including areas west to the Golden State Freeway (I-5) in the northern half of the project area and to the Southern Pacific Railroad in the southern half.

CITY OF GLENDALE

COMMUNITY REDEVELOPMENT & HOUSING

The other main function of the ***Development Division*** is *Economic Development*. This function is responsible for assisting major industry clusters, business districts and merchant associations in the areas of retention, attraction, expansion and small business development as well as identifying and promoting new and innovative value-added business services.

For the ***Housing Division***, its mission is to develop and preserve affordable housing opportunities for people of low and moderate income.

The Housing Division regularly administers three (3) sources of funds to achieve its mission:

- 1) Federal Section 8 Housing Choice Voucher (HVC) for rental assistance
- 2) Federal HOME
- 3) Redevelopment Set Aside funds for new construction of renter and owner units, rehabilitation of existing affordable units, down payment assistance for First Time Home Buyers and other affordable housing/rental assistance programs

RELATIONSHIP TO STRATEGIC GOALS

Arts & Culture

The Department's mission is to enhance and improve the quality of life and to promote positive growth in Glendale by facilitating investment in the *cultural arts* to offer Glendale residents and visitors an expanded venue to experience the arts.

Community Planning & Character

The Department works very closely with the Community Planning Department to guide and assist private development that is well planned and contributes positively to the community, both physically and economically. This in turn, creates a high quality of life for all Glendale residents and visitors.

Community Services & Facilities

The Department contributes a portion of the tax increment revenue generated in the Redevelopment Project Areas to finance community facilities such as parks, libraries, fire stations, street & infrastructure improvements, and pedestrian enhancements.

CITY OF GLENDALE

COMMUNITY REDEVELOPMENT & HOUSING

Economic Vitality

The Department is charged with the elimination of blight, creation of jobs, residential, and commercial sustainability.

Department efforts include attraction, retention and expansion, targeting Glendale's traditional industry clusters, including healthcare, retail, manufacturing, financial services and entertainment. In addition, new efforts supporting the environmental sector (green jobs), education and technology, will play a greater role regionally in providing economic opportunity to residents and businesses.

Education, Knowledge & Literacy

The Department contributes a portion of the tax increment generated in the Redevelopment Project Areas to finance libraries, which create educational opportunities for all segments of the community.

The Department also coordinates its efforts with other local agencies focusing on workforce development.

Housing

Glendale prides itself on the variety of housing options it offers to its residents. In furthering this attribute, the Department fosters the development of market rate housing in redevelopment project areas. In addition, 20% of the gross tax increment revenues are set-aside and committed to providing housing opportunities for low and moderate income segments of the community, including safe, decent, sanitary, affordable and special needs housing. The Department works directly with non-profit and private developers, non-profit agencies, multi family property owners and residents to achieve this goal.

Health & Wellness

As healthcare is Glendale's single largest employment sector, the Department seeks opportunities to increase employment and growth in this industry.

Parks & Open Space

The Department contributes a portion of the tax increment generated in the Redevelopment Project Areas to finance development of parks and open space. Additionally, it encourages the private sector to incorporate open space elements within redevelopment projects.

CITY OF GLENDALE

COMMUNITY REDEVELOPMENT & HOUSING

Safe Community

The Department continuously strives to provide a safe environment that is free of blight for all Glendale residents and visitors. The primary goal of redevelopment is to eliminate blight through redevelopment of older, under utilized and blighted properties.

Sense of Community

The Department invests in both public and private projects that help foster a stronger sense of community through creation of public gathering places, community centers, cultural venues, improved pedestrian areas and diverse housing options.

Transportation & Mobility

The Department invests in public infrastructure projects that address pedestrian, vehicular and cyclist mobility. The Department also participates in transit planning to ensure a broad representation of disciplines related to development and transit.

MAJOR ACCOMPLISHMENTS

In FY 2009-10, the ***Glendale Redevelopment Agency*** completed the following projects in each of the Project Areas:

Central Glendale:

- Completed the Master Plan for the East Side of Brand Boulevard. The design of the pedestrian passageway and alley improvements is well underway. The Agency approved a Letter of Intent with the Museum of Neon Art to occupy the Agency building at 216 S. Brand Boulevard.
- Completed entitlements for the proposed mixed-use Legendary Tower project at 300 N. Central. The project features 72 residential units and 8 ground floor live-work units.
- Completed first set of entitlements for the Hyatt Place Glendale, including Stage II Design and Sign Program, Environmental Review, Parking Plan, and the required variances.
- Completed the refurbishment of approximately 1,400 Alex Theatre seats. Began work on the façade restoration of the main auditorium façade.
- Provided assistance with seven (7) façade improvement grants to continue revitalization efforts.

CITY OF GLENDALE

COMMUNITY REDEVELOPMENT & HOUSING

San Fernando Road Corridor:

- Completed construction of DreamWorks expansion which includes 128,000 SF of office space, creating approximately 1,500 of permanent new jobs.
- Completed entitlements for The Walt Disney Company's Grand Central Creative Campus (GC3) Phase II, which includes 338,000 SF of new media office and a 6-story parking garage, creating approximately 1,120 of permanent new jobs.
- Began construction of the Disney Childcare Facility and other ancillary facilities in the GC3 campus.
- Provided assistance with 14 façade improvement grants to continue revitalization efforts.

In FY 2009-10, the *Economic Development* section assisted and completed the following projects:

- A comprehensive, research-based, community-wide branding initiative was launched to guide Glendale's future marketing efforts.
- Implemented a Retail Attraction Program: Identified 40 expanding retailers as candidates for the Central Project Area and other commercial districts in the City. Such efforts resulted in the development of a Trader Joe's store in North Glendale and potentially a new destination retailer in the downtown.
- Provided assistance for retail expansion in the downtown and other commercial areas: new retailer to the area Philly Best; expansion of Pho Hut; and relocation of Snookie's Cookies, Express Video Supply and Cygnet Stamping.
- The San Fernando Road "Creative Corridor" concept is being developed as research determined that a cluster of creative businesses currently exist in the project area, the future economic outlook is optimistic, and rents continue to be stable. Convened a task force to help draft a policy recommendation for creative business expansion in the corridor.
- Continued staff support to Brand Boulevard of Cars and served as auto dealer liaison to the city organization and neighboring residents and business community. Provided public improvements and ongoing assistance to Glendale Dodge, Diamond Honda, Glendale Nissan, Subaru Americana, and CalStar Motors Mercedes Benz.

CITY OF GLENDALE COMMUNITY REDEVELOPMENT & HOUSING

- Continued staff support to five business districts including Kenneth Village, Sparr Heights, Montrose, Adams Square, and Downtown Merchants.

In FY 2009-10, the ***Housing Division*** assisted and completed the following projects:

- The HCV program has been designated as a “High Performer” by the Department of Housing and Urban Development for providing rental assistance to 2,943 households during the program year.
- The Gardens on Garfield (29 units), Glendale City Lights (67 units), Chester Street (4 units), Casa de la Amistad (23 units), and Habitat for Humanity Kenwood (11 units) were all completed and leased/sold. These completions total 134 units providing affordable rental, home ownership, and special needs housing to lower income households.
- Two (2) new development agreements were approved for a total of 92 additional affordable units to be constructed.

FUTURE OUTLOOK

The ***Glendale Redevelopment Agency*** is currently engaged in a strategic planning process to identify potential development and investment opportunities in the two project areas.

The challenge for the Central Redevelopment Project Area is the expiration of the project area life and strategizing redevelopment to maximize benefit to the community. One such strategy is the creation of the Arts and Entertainment District to add vibrancy to Maryland Avenue with new entertainment venues for residents and downtown visitors.

In the San Fernando Road Corridor Project Area, our efforts will continue to focus on the elimination of blight through redevelopment and capital improvement opportunities. Also, focus will be placed on redevelopment efforts in targeting uses that respond to current creative manufacturing and industrial trends to replace outmoded businesses and obsolete building stock.

For *Economic Development*, the future goals are as follows:

- Help individual businesses, merchant associations, and business districts with a wide array of business assistance, including permit expediting, site selection, and cost containment. Staff must also be prepared to provide financing referrals, workforce development and advanced technical assistance.

CITY OF GLENDALE COMMUNITY REDEVELOPMENT & HOUSING

- Identify and implement strategies to increase the City's tax base. The sales tax advantage can be maintained by expanding retail sales base and attracting new businesses with potential point-of-sale transactions. Continue to work with its employment base by targeting growing companies and leading industry clusters for assistance. Manufacturing, technology, healthcare, entertainment, business & financial services should be monitored and nurtured.
- Increase attraction efforts, targeting expanding or new office tenants inside and outside the region.

And lastly, the **Housing Division** will complete one (1) new construction project totaling 70 units. No new construction projects utilizing Redevelopment Set Aside funds are anticipated as nearly all available revenue has been allocated to projects and debt service over the next five years. However, approximately \$4 million in federal HOME funding is available for new projects and the Housing Authority is currently holding property that will be made available for development this fiscal year.

In addition, it is expected that two new development agreements will be executed this fiscal year related to projects at the Geneva and Salem projects. HCV program funding is expected to remain the same.

**CITY OF GLENDALE
SUMMARY OF APPROPRIATIONS
COMMUNITY REDEVELOPMENT & HOUSING DEPARTMENT**

	Actual 2008-09	Adopted 2009-10	Revised 2009-10	Adopted 2010-11
General Fund				
Economic Development (101-702)	9,222	10,729	10,729	10,729
Total General Fund	\$ 9,222	\$ 10,729	\$ 10,729	\$ 10,729
Other Funds				
Housing Assistance Fund (1)				
Voucher Program (202-850-10180)	14,419,754	14,827,261	26,531,261	26,849,303
Family Self Sufficiency Assist (202-850-10390)	65,391	66,628	66,628	-
Total Housing Assistance Fund	14,485,144	14,893,889	26,597,889	26,849,303
HOME Grant Fund (1)				
HOME Administration (203-714)	-	-	-	250,000
HOME Administration (203-861)	257,361	242,375	242,375	-
New Construction of Owner Housing (203-840-12030)	3,299	248,316	(339,073)	-
Renter Acq Rehab New Construction (203-840-12230)	2,634,611	1,842,050	2,429,439	2,070,339
Total HOME Grant Fund	2,895,271	2,332,741	2,332,741	2,320,339
GRA Administrative Fund I-Central Project Area				
GRA Administration I-Projects (240-701)	1,945,565	5,495,000 (2)	1,255,471 (3)	2,335,000
GRA Administration I (240-703)	7,311,804	7,425,401	18,986,631	11,437,489
Economic Development-GRA (240-712)	279,369	450,000	650,500	1,300,498
Total GRA Administrative Fund I-Central Project Area	9,536,738	13,370,401	20,892,602	15,072,987
GRA Administrative Fund II-SF Project Area				
GRA Administration II-Projects (241-711)	1,468,494	97,000	97,000	396,500
GRA Administration II (241-713)	5,115,376	5,425,679	5,552,679	5,385,685
Total GRA Administrative Fund II-SF Project Area	6,583,869	5,522,679	5,649,679	5,782,185
Low & Moderate Housing Fund (1)				
Set-aside Administration (242-714)	-	-	-	1,530,468
Set-aside Administration (242-861)	1,327,816	1,490,258	1,490,258	-
Ownership Housing Rehab (242-840-12010)	273,871	812,785	812,785	724,538
First time Home Buyer Program (242-840-12020)	75,000	225,000	225,000	225,000
New Construction of Owner Housing (242-840-12030)	34,353	-	5,370,914	-
Renter Acq Rehab New Construction (242-840-12230)	9,525,244	493,052	806,355	316,845
Housing Enforcement (242-840-12240)	1,124,125	1,202,932	1,202,932	1,200,000
Section 8 HQS Repair Grants (242-840-12250)	-	5,000	5,000	5,000
Section 8 Moving Assistance Grants (242-840-12260)	1,388	12,500	12,500	12,500
LIFERAP (242-840-12270)	117,679	475,760	475,760	518,944
ERAP (242-840-12280)	5,430	20,000	20,000	20,000
Emergency Shelter for Homeless (242-840-12420)	73,516	-	-	50,000
Total Low & Moderate Housing Fund	12,558,422	4,737,287	10,421,504	4,603,295
GRA Central Project Fund (244-701)	1,124,775	-	-	-
GC3 Fund (245-711)	-	591,000	591,000	605,000
SF Rd Corridor Tax Share Fund (246-711)	4,131,248	-	-	-
2010 Tax Allocation Bonds (247-701)	-	-	10,000,000 (3)	1,650,000
2003 GRA Tax Allocation Bonds (302-701)	4,778,865	4,778,000	4,778,000	4,773,000
2002 GRA Tax Allocation Bonds (304-701)	3,820,313	3,814,000	3,814,000	3,812,000
Low and Mod Loans Payable (307-840)	764,028 (1)	3,056,114	3,056,114	3,056,113
2010 GRA Tax Allocation Bonds (308-701)	-	-	-	1,823,470
Total Other Funds	\$ 60,678,673	\$ 53,096,111	\$ 88,133,529	\$ 70,347,692

**CITY OF GLENDALE
SUMMARY OF APPROPRIATIONS
COMMUNITY REDEVELOPMENT & HOUSING DEPARTMENT**

	Actual 2008-09	Adopted 2009-10	Revised 2009-10	Adopted 2010-11
Transfers				
Transfer-Special Revenue (241-195)	658,000	591,000	591,000	605,000
Total Transfers	\$ 658,000	\$ 591,000	\$ 591,000	\$ 605,000
Department Grand Total	\$ 61,345,895	\$ 53,697,840	\$ 88,735,258	\$ 70,963,421

Note:

- (1) Fund 202, 203, 242 and 307 were reported under Community Development & Housing in prior years. Effective 7/1/2010, these funds are reported under Community Redevelopment & Housing as part of the departmental realignment occurred in FY 2009-10.
- (2) FY 2009-10 Adopted number includes \$4,500,000 funding from the 2010 GRA Tax Allocation Bonds Fund 247-701. Revised number reflects the movement.
- (3) FY 2009-10 Revised number reflects the movement of CIP Projects to be funded by the 2010 GRA Tax Allocation Bonds Fund 247-701.

**CITY OF GLENDALE
COMMUNITY REDEVELOPMENT & HOUSING DEPARTMENT
ECONOMIC DEVELOPMENT
101-702**

		Actual 2008-09	Adopted 2009-10	Revised 2009-10	Adopted 2010-11
MAINTENANCE & OPERATION					
43110	Contractual services	4,222	10,729	10,729	10,729
45450	Printing and graphics	5,000	-	-	-
	Total Maintenance & Operation	9,222	10,729	10,729	10,729
TOTAL		\$ 9,222	\$ 10,729	\$ 10,729	\$ 10,729

**CITY OF GLENDALE
COMMUNITY REDEVELOPMENT & HOUSING DEPARTMENT
HOUSING ASSISTANCE FUND
202-850**

		Actual 2008-09	Adopted 2009-10	Revised 2009-10	Adopted 2010-11
SALARIES & BENEFITS					
41100	Salaries	1,497,522	1,610,465	1,610,465	1,605,353
41200	Overtime	1,710	-	-	-
41300	Hourly wages	89,240	118,621	118,621	81,762
41600-42500	Benefits	230,925	298,358	298,358	307,540
42600-42700	Retirement	174,135	185,147	185,147	194,665
	Total Salaries & Benefits	1,993,532	2,212,591	2,212,591	2,189,320
MAINTENANCE & OPERATION					
42800	Auto allowance	19,798	4,932	4,932	4,110
43080	Rent	81,264	81,264	81,264	81,264
43110	Contractual services	49,347	89,303	89,303	125,126
43112	Direct assistance	12,091,110	12,350,000	24,054,000	24,280,129
43150	Cost allocation charge	1,038	-	-	-
44100	Repairs to equipment	-	550	550	600
44120	Repairs to office equip	15	50	50	-
44200	Advertising	584	500	500	500
44300	Telephone	24,001	25,000	25,000	20,000
44350	Vehicle maintenance	174	-	-	-
44351	Fleet / equip rental charge	-	1,200	1,200	1,200
44450	Postage	25,273	28,000	28,000	26,000
44550	Travel	-	5,550	5,550	5,550
44650	Training	3,568	7,500	7,500	7,500
44700	Computer software	54,358	1,000	1,000	5,000
44750	Liability	35,836	43,099	43,099	42,118
44751	Insurance/surety bond premium	-	-	-	2,936
44760	Regulatory	-	6,300	6,300	6,300
44800	Membership and dues	1,274	500	500	500
45050	Periodicals & newspapers	379	-	-	-
45100	Books	-	-	-	250
45150	Furniture & equipment	7,454	-	-	25,000
45170	Computer hardware	62,647	10,000	10,000	10,000
45250	Office supplies	20,387	20,650	20,650	10,000
45400	Reports & publications	4	-	-	-
45450	Printing and graphics	9,260	2,900	2,900	2,900
46900	Business meetings	338	1,000	1,000	1,000
47000	Miscellaneous	3,504	2,000	2,000	2,000
	Total Maintenance & Operation	12,491,612	12,681,298	24,385,298	24,659,983
TOTAL		\$ 14,485,144	\$ 14,893,889	\$ 26,597,889	\$ 26,849,303

**CITY OF GLENDALE
COMMUNITY REDEVELOPMENT & HOUSING DEPARTMENT
HOUSING ASSISTANCE FUND-VOUCHER PROGRAM
202-850-10180**

		Actual 2008-09	Adopted 2009-10	Revised 2009-10	Adopted 2010-11
SALARIES & BENEFITS					
41100	Salaries	1,445,834	1,560,039	1,560,039	1,605,353
41200	Overtime	1,710	-	-	-
41300	Hourly wages	89,240	118,621	118,621	81,762
41600-42500	Benefits	223,996	289,074	289,074	307,540
42600-42700	Retirement	168,497	179,338	179,338	194,665
	Total Salaries & Benefits	1,929,277	2,147,072	2,147,072	2,189,320
MAINTENANCE & OPERATION					
42800	Auto allowance	19,798	4,932	4,932	4,110
43080	Rent	81,264	81,264	81,264	81,264
43110	Contractual services	49,347	89,303	89,303	125,126
43112	Direct assistance	12,091,110	12,350,000	24,054,000	24,280,129
43150	Cost allocation charge	1,038	-	-	-
44100	Repairs to equipment	-	550	550	600
44120	Repairs to office equip	15	50	50	-
44200	Advertising	584	500	500	500
44300	Telephone	24,001	25,000	25,000	20,000
44350	Vehicle maintenance	174	-	-	-
44351	Fleet / equip rental charge	-	1,200	1,200	1,200
44450	Postage	25,273	28,000	28,000	26,000
44550	Travel	-	5,550	5,550	5,550
44650	Training	3,568	7,500	7,500	7,500
44700	Computer software	54,358	1,000	1,000	5,000
44750	Liability	34,701	41,990	41,990	42,118
44751	Insurance/surety bond premium	-	-	-	2,936
44760	Regulatory	-	6,300	6,300	6,300
44800	Membership and dues	1,274	500	500	500
45050	Periodicals & newspapers	379	-	-	-
45100	Books	-	-	-	250
45150	Furniture & equipment	7,454	-	-	25,000
45170	Computer hardware	62,647	10,000	10,000	10,000
45250	Office supplies	20,387	20,650	20,650	10,000
45400	Reports & publications	4	-	-	-
45450	Printing and graphics	9,260	2,900	2,900	2,900
46900	Business meetings	338	1,000	1,000	1,000
47000	Miscellaneous	3,504	2,000	2,000	2,000
	Total Maintenance & Operation	12,490,477	12,680,189	24,384,189	24,659,983
TOTAL		\$ 14,419,754	\$ 14,827,261	\$ 26,531,261	\$ 26,849,303

**CITY OF GLENDALE
COMMUNITY REDEVELOPMENT & HOUSING DEPARTMENT
HOUSING ASSISTANCE FUND-FAMILY SELF SUFFICIENCY ASSISTANCE PROGRAM
202-850-10390**

		Actual 2008-09	Adopted 2009-10	Revised 2009-10	Adopted 2010-11
SALARIES & BENEFITS					
41100	Salaries	51,688	50,426	50,426	-
41600-42500	Benefits	6,929	9,284	9,284	-
42600-42700	Retirement	5,638	5,809	5,809	-
	Total Salaries & Benefits	64,255	65,519	65,519	-
MAINTENANCE & OPERATION					
44750	Liability	1,136	1,109	1,109	-
	Total Maintenance & Operation	1,136	1,109	1,109	-
TOTAL		\$ 65,391	\$ 66,628	\$ 66,628	\$ -

**CITY OF GLENDALE
COMMUNITY REDEVELOPMENT & HOUSING DEPARTMENT
HOME GRANT FUND-ADMINISTRATION
203-714**

		Actual 2008-09	Adopted 2009-10	Revised 2009-10	Adopted 2010-11
SALARIES & BENEFITS					
41100	Salaries	-	-	-	132,919
41300	Hourly wages	-	-	-	3,000
41600-42500	Benefits	-	-	-	28,111
42600-42700	Retirement	-	-	-	15,837
	Total Salaries & Benefits	-	-	-	179,867
MAINTENANCE & OPERATION					
42800	Auto allowance	-	-	-	1,400
43110	Contractual services	-	-	-	50,900
44200	Advertising	-	-	-	1,500
44450	Postage	-	-	-	250
44650	Training	-	-	-	150
44750	Liability	-	-	-	3,392
44751	Insurance/surety bond premium	-	-	-	272
44800	Membership and dues	-	-	-	500
45250	Office supplies	-	-	-	250
45450	Printing and graphics	-	-	-	300
46900	Business meetings	-	-	-	50
47000	Miscellaneous	-	-	-	11,169
	Total Maintenance & Operation	-	-	-	70,133
TOTAL		\$ -	\$ -	\$ -	\$ 250,000

**CITY OF GLENDALE
COMMUNITY REDEVELOPMENT & HOUSING DEPARTMENT
HOME GRANT FUND-ADMINISTRATION
203-861**

		Actual 2008-09	Adopted 2009-10	Revised 2009-10	Adopted 2010-11
SALARIES & BENEFITS					
41100	Salaries	125,258	128,848	128,848	-
41300	Hourly wages	771	1,000	1,000	-
41600-42500	Benefits	23,102	21,058	21,058	-
42600-42700	Retirement	14,005	14,827	14,827	-
	Total Salaries & Benefits	163,136	165,733	165,733	-
MAINTENANCE & OPERATION					
42800	Auto allowance	1,714	1,790	1,790	-
43110	Contractual services	74,328	60,900	60,900	-
43112	Direct assistance	-	5,000	5,000	-
43150	Cost allocation charge	145	-	-	-
44200	Advertising	3,436	2,500	2,500	-
44450	Postage	52	-	-	-
44650	Training	125	150	150	-
44750	Liability	2,766	3,403	3,403	-
44800	Membership and dues	774	-	-	-
45250	Office supplies	224	-	-	-
45450	Printing and graphics	217	300	300	-
46900	Business meetings	57	-	-	-
47000	Miscellaneous	10,387	2,599	2,599	-
	Total Maintenance & Operation	94,224	76,642	76,642	-
TOTAL		\$ 257,360	\$ 242,375	\$ 242,375	\$ -

**CITY OF GLENDALE
COMMUNITY REDEVELOPMENT & HOUSING DEPARTMENT
HOME GRANT FUND-HOUSING DEVELOPMENT & PRES
203-840**

		Actual 2008-09	Adopted 2009-10	Revised 2009-10	Adopted 2010-11
MAINTENANCE & OPERATION					
43112	Direct assistance	2,634,314	2,090,366	2,090,366	2,070,339
47000	Miscellaneous	3,596	-	-	-
	Total Maintenance & Operation	2,637,910	2,090,366	2,090,366	2,070,339
TOTAL		\$ 2,637,910	\$ 2,090,366	\$ 2,090,366	\$ 2,070,339

**CITY OF GLENDALE
COMMUNITY REDEVELOPMENT & HOUSING DEPARTMENT
HOME GRANT FUND-NEW CONSTRUCTION OF OWNER HOUSING
203-840-12030**

		Actual 2008-09	Adopted 2009-10	Revised 2009-10	Adopted 2010-11
MAINTENANCE & OPERATION					
43112	Direct assistance	158	248,316	(339,073)	-
47000	Miscellaneous	3,141	-	-	-
	Total Maintenance & Operation	3,299	248,316	(339,073)	-
TOTAL		\$ 3,299	\$ 248,316	\$ (339,073)	\$ -

**CITY OF GLENDALE
COMMUNITY REDEVELOPMENT & HOUSING DEPARTMENT
HOME GRANT FUND-RENTER ACQ REHAB NEW CONSTRUCTION
203-840-12230**

		Actual 2008-09	Adopted 2009-10	Revised 2009-10	Adopted 2010-11
MAINTENANCE & OPERATION					
43112	Direct assistance	2,634,156	1,842,050	2,429,439	2,070,339
47000	Miscellaneous	455	-	-	-
	Total Maintenance & Operation	2,634,611	1,842,050	2,429,439	2,070,339
TOTAL		\$ 2,634,611	\$ 1,842,050	\$ 2,429,439	\$ 2,070,339

**CITY OF GLENDALE
COMMUNITY REDEVELOPMENT & HOUSING DEPARTMENT
GRA ADMINISTRATION I-CENTRAL PROJECT AREA-PROJECTS
240-701**

		Actual 2008-09	Adopted 2009-10	Revised 2009-10	Adopted 2010-11
MAINTENANCE & OPERATION					
46900	Business meetings	221	-	-	-
	Total Maintenance & Operation	221	-	-	-
CAPITAL PROJECTS					
51200	Other improvements	-	5,495,000	995,000	2,335,000
52100	Construction	-	-	20,000	-
52400	Maintenance	830,000	-	-	-
53140	Administration costs	13,027	-	-	-
53150	Legal costs	712,700	-	-	-
53160	Planning, survey, design	67,484	-	240,471	-
53170	Real property purchase	585	-	-	-
53190	Operation of property	7,992	-	-	-
53220	Site clearance costs	12,558	-	-	-
53230	Offsite improvement	300,989	-	-	-
53300	Other expenditures	10	-	-	-
	Total Capital Projects	1,945,345	5,495,000	1,255,471	2,335,000
TOTAL		\$ 1,945,565	\$ 5,495,000	\$ 1,255,471	\$ 2,335,000

**CITY OF GLENDALE
COMMUNITY REDEVELOPMENT & HOUSING DEPARTMENT
GRA ADMINISTRATION I-CENTRAL PROJECT AREA-ADMINISTRATION
240-703**

		Actual 2008-09	Adopted 2009-10	Revised 2009-10	Adopted 2010-11
SALARIES & BENEFITS					
41100	Salaries	1,338,595	1,616,633	1,616,633	1,391,359
41200	Overtime	4,849	1,000	1,000	1,000
41300	Hourly wages	108,538	6,000	6,000	6,000
41600-42500	Benefits	222,100	272,328	272,328	259,115
42600-42700	Retirement	146,853	176,406	176,406	152,455
	Total Salaries & Benefits	1,820,934	2,072,367	2,072,367	1,809,929
MAINTENANCE & OPERATION					
42800	Auto allowance	11,109	12,408	12,408	10,938
43050	Repairs-bldgs & grounds	-	10,000	10,000	10,000
43080	Rent	72,192	72,200	72,200	72,200
43110	Contractual services	142,956	204,500	398,500	482,500
43112	Direct assistance	18,000	18,000	18,000	18,000
43113	County property tax admin	315,986	392,000	392,000	328,000
43117	ERAF	-	-	11,012,230	2,265,037
43118	SB211 pass thru - County	1,132,095	1,100,000	1,200,000	1,200,000
43119	SB211 pass thru - Other County	141,972	51,000	76,000	75,000
43120	SB211 pass thru - City	619,425	300,000	400,000	400,000
43121	SB211 pass thru - GUSD	876,023	350,000	450,000	450,000
43122	SB211 pass thru - GCCD	179,146	60,000	90,000	90,000
43123	SB211 pass thru-City Area MWD	9,522	10,000	10,000	10,000
43150	Cost allocation charge	130,524	507,956	507,956	884,427
44100	Repairs to equipment	-	250	250	250
44120	Repairs to office equip	151	600	600	600
44200	Advertising	3,283	8,000	8,000	8,000
44300	Telephone	22,747	15,000	15,000	20,000
44352	ISD service charge	-	-	-	75,471
44400	Janitorial services	6,488	15,000	15,000	-
44450	Postage	5,121	10,000	10,000	10,000
44500	Support of prisoners	141	-	-	-
44550	Travel	10,589	20,195	20,195	15,090
44650	Training	4,444	5,000	5,000	7,840
44700	Computer software	48	2,500	2,500	2,500
44750	Liability	39,166	45,325	45,325	32,684
44751	Insurance/surety bond premium	-	-	-	15,923
44760	Regulatory	-	10,000	10,000	10,000
44800	Membership and dues	20,185	20,000	20,000	20,000
45050	Periodicals & newspapers	482	500	500	500
45100	Books	1,074	2,000	2,000	1,500
45150	Furniture & equipment	1,631	7,500	7,500	7,500
45170	Computer hardware	16,743	1,000	1,000	2,000
45200	Maps and blue prints	-	300	300	300
45250	Office supplies	1,964	4,000	4,000	4,000
45300	Small tools	-	300	300	300
45350	General supplies	1,411	1,500	1,500	1,500
45400	Reports & publications	151	1,000	1,000	1,000
45450	Printing and graphics	4,215	7,000	7,000	7,000
45500	Fuel-oil	50	-	-	-
45503	Fuel - gasoline	122	-	-	-
45600	A & G overhead	-	500	500	-

**CITY OF GLENDALE
COMMUNITY REDEVELOPMENT & HOUSING DEPARTMENT
GRA ADMINISTRATION I-CENTRAL PROJECT AREA-ADMINISTRATION
240-703**

		Actual 2008-09	Adopted 2009-10	Revised 2009-10	Adopted 2010-11
46900	Business meetings	3,358	3,500	3,500	3,500
47000	Miscellaneous	6,728	3,000	3,000	3,000
47040	Interest on loan	2,040,000	2,081,000	2,081,000	3,081,000
47041	Unpaid accrued interest	(348,370)	-	-	-
	Total Maintenance & Operation	<u>5,490,869</u>	<u>5,353,034</u>	<u>16,914,264</u>	<u>9,627,560</u>
TOTAL		\$ 7,311,804	\$ 7,425,401	\$ 18,986,631	\$ 11,437,489

**CITY OF GLENDALE
COMMUNITY REDEVELOPMENT & HOUSING DEPARTMENT
ECONOMIC DEVELOPMENT-GRA CENTRAL PROJECT AREA
240-712**

		Actual 2008-09	Adopted 2009-10	Revised 2009-10	Adopted 2010-11
MAINTENANCE & OPERATION					
43080	Rent	72	-	-	-
43110	Contractual services	219,264	450,000	650,500	1,300,000
43150	Cost allocation charge	100	-	-	-
44200	Advertising	11,497	-	-	-
44450	Postage	6,940	-	-	-
44700	Computer software	530	-	-	-
44751	Insurance/surety bond premium	-	-	-	498
44800	Membership and dues	592	-	-	-
45100	Books	350	-	-	-
45150	Furniture & equipment	5,121	-	-	-
45350	General supplies	2,354	-	-	-
45450	Printing and graphics	5,565	-	-	-
46900	Business meetings	1,160	-	-	-
47000	Miscellaneous	25,824	-	-	-
	Total Maintenance & Operation	279,369	450,000	650,500	1,300,498
TOTAL		\$ 279,369	\$ 450,000	\$ 650,500	\$ 1,300,498

**CITY OF GLENDALE
COMMUNITY REDEVELOPMENT & HOUSINIG DEPARTMENT
GRA SAN FERNANDO PROJECT AREA-TRANSFER TO OTHER FUNDS
241-195**

		Actual 2008-09	Adopted 2009-10	Revised 2009-10	Adopted 2010-11
<hr/>					
TRANSFERS					
48020	Transfer-Special Revenue	658,000	591,000	591,000	605,000
	Total Transfers	<u>658,000</u>	<u>591,000</u>	<u>591,000</u>	<u>605,000</u>
TOTAL		\$ 658,000	\$ 591,000	\$ 591,000	\$ 605,000

**CITY OF GLENDALE
COMMUNITY REDEVELOPMENT & HOUSING DEPARTMENT
GRA ADMINISTRATION II-SAN FERNANCO PROJECT AREA-PROJECTS
241-711**

		Actual 2008-09	Adopted 2009-10	Revised 2009-10	Adopted 2010-11
SALARIES & BENEFITS					
41100	Salaries	50,084	-	-	-
41200	Overtime	107	-	-	-
41300	Hourly wages	1,610	-	-	-
41600-42500	Benefits	2,089	-	-	-
	Total Salaries & Benefits	53,891	-	-	-
MAINTENANCE & OPERATION					
42800	Auto allowance	114	-	-	-
44750	Liability	1,036	-	-	-
45600	A & G overhead	12,355	-	-	-
	Total Maintenance & Operation	13,504	-	-	-
CAPITAL PROJECTS					
51200	Other improvements	102,601	97,000	97,000	396,500
52000	Engineering	169,122	-	-	-
52100	Construction	347,554	-	-	-
53140	Administration costs	(3,000)	-	-	-
53160	Planning, survey, design	651,762	-	-	-
53230	Offsite improvement	127,500	-	-	-
53300	Other expenditures	5,560	-	-	-
	Total Capital Projects	1,401,099	97,000	97,000	396,500
TOTAL		\$ 1,468,494	\$ 97,000	\$ 97,000	\$ 396,500

**CITY OF GLENDALE
COMMUNITY REDEVELOPMENT & HOUSING DEPARTMENT
GRA ADMINISTRATION II-SAN FERNANDO PROJECT AREA-ADMINISTRATION
241-713**

		Actual 2008-09	Adopted 2009-10	Revised 2009-10	Adopted 2010-11
SALARIES & BENEFITS					
41100	Salaries	103,674	215,166	215,166	195,986
41600-42500	Benefits	21,598	40,768	40,768	37,377
42600-42700	Retirement	11,603	24,785	24,785	22,875
	Total Salaries & Benefits	136,875	280,719	280,719	256,238
MAINTENANCE & OPERATION					
42800	Auto allowance	3,872	4,400	4,400	2,802
43110	Contractual services	53,644	77,500	204,500	271,500
43113	County property tax admin	165,332	204,000	204,000	106,400
43115	Pass through - GUSD	685,068	726,099	726,099	706,614
43116	Pass through - County	3,828,945	4,058,400	4,058,400	3,949,372
43150	Cost allocation charge	10,481	63,069	63,069	75,273
44352	ISD service charge	-	-	-	572
44450	Postage	-	1,000	1,000	1,000
44750	Liability	2,763	5,492	5,492	4,899
44751	Insurance/surety bond premium	-	-	-	6,015
45250	Office supplies	1,973	2,000	2,000	2,000
45450	Printing and graphics	-	1,000	1,000	1,000
46900	Business meetings	-	1,000	1,000	1,000
47000	Miscellaneous	-	1,000	1,000	1,000
47041	Unpaid accrued interest	226,423	-	-	-
	Total Maintenance & Operation	4,978,500	5,144,960	5,271,960	5,129,447
TOTAL		\$ 5,115,376	\$ 5,425,679	\$ 5,552,679	\$ 5,385,685

**CITY OF GLENDALE
COMMUNITY REDEVELOPMENT & HOUSING DEPARTMENT
LOW & MODERATE HOUSING FUND-ADMINISTRATION
242-714**

		Actual 2008-09	Adopted 2009-10	Revised 2009-10	Adopted 2010-11
SALARIES & BENEFITS					
41100	Salaries	-	-	-	564,272
41300	Hourly wages	-	-	-	10,000
41600-42500	Benefits	-	-	-	128,731
42600-42700	Retirement	-	-	-	65,476
	Total Salaries & Benefits	-	-	-	768,479
MAINTENANCE & OPERATION					
42800	Auto allowance	-	-	-	2,960
43080	Rent	-	-	-	19,300
43110	Contractual services	-	-	-	218,900
43113	County property tax admin	-	-	-	108,600
43150	Cost allocation charge	-	-	-	330,319
44120	Repairs to office equip	-	-	-	500
44200	Advertising	-	-	-	500
44300	Telephone	-	-	-	3,200
44352	ISD service charge	-	-	-	13,330
44450	Postage	-	-	-	4,700
44550	Travel	-	-	-	7,000
44650	Training	-	-	-	2,500
44700	Computer software	-	-	-	1,250
44750	Liability	-	-	-	14,083
44751	Insurance/surety bond premium	-	-	-	1,697
44800	Membership and dues	-	-	-	2,000
45050	Periodicals & newspapers	-	-	-	750
45100	Books	-	-	-	750
45150	Furniture & equipment	-	-	-	5,500
45170	Computer hardware	-	-	-	250
45250	Office supplies	-	-	-	10,000
45400	Reports & publications	-	-	-	200
45450	Printing and graphics	-	-	-	2,500
46900	Business meetings	-	-	-	1,200
47000	Miscellaneous	-	-	-	10,000
	Total Maintenance & Operation	-	-	-	761,989
TOTAL		\$ -	\$ -	\$ -	\$ 1,530,468

**CITY OF GLENDALE
COMMUNITY REDEVELOPMENT & HOUSING DEPARTMENT
LOW & MODERATE HOUSING FUND-ADMINISTRATION
242-861**

		Actual 2008-09	Adopted 2009-10	Revised 2009-10	Adopted 2010-11
SALARIES & BENEFITS					
41100	Salaries	650,372	651,948	651,948	-
41200	Overtime	561	-	-	-
41300	Hourly wages	12,666	33,766	33,766	-
41600-42500	Benefits	116,096	111,380	111,380	-
42600-42700	Retirement	72,077	77,280	77,280	-
	Total Salaries & Benefits	851,772	874,374	874,374	-
MAINTENANCE & OPERATION					
42800	Auto allowance	6,320	6,960	6,960	-
43080	Rent	18,348	19,265	19,265	-
43110	Contractual services	206,747	218,900	218,900	-
43113	County property tax admin	120,330	149,000	149,000	-
43150	Cost allocation charge	53,324	140,033	140,033	-
44120	Repairs to office equip	-	500	500	-
44200	Advertising	1,357	1,430	1,430	-
44300	Telephone	3,324	3,740	3,740	-
44450	Postage	4,864	3,970	3,970	-
44550	Travel	1,400	7,135	7,135	-
44650	Training	3,271	4,500	4,500	-
44700	Computer software	2,064	2,500	2,500	-
44750	Liability	14,308	16,766	16,766	-
44800	Membership and dues	2,674	1,875	1,875	-
45050	Periodicals & newspapers	2,686	2,900	2,900	-
45100	Books	204	250	250	-
45150	Furniture & equipment	2,684	5,500	5,500	-
45170	Computer hardware	6,507	3,000	3,000	-
45250	Office supplies	14,240	11,320	11,320	-
45400	Reports & publications	-	200	200	-
45450	Printing and graphics	7,098	4,730	4,730	-
46900	Business meetings	1,136	1,410	1,410	-
47000	Miscellaneous	3,159	10,000	10,000	-
	Total Maintenance & Operation	476,043	615,884	615,884	-
TOTAL		\$ 1,327,816	\$ 1,490,258	\$ 1,490,258	\$ -

**CITY OF GLENDALE
COMMUNITY REDEVELOPMENT & HOUSING DEPARTMENT
LOW & MODERATE HOUSING FUND-HOUSING DEVELOPMENT & PRES
242-840**

		Actual 2008-09	Adopted 2009-10	Revised 2009-10	Adopted 2010-11
SALARIES & BENEFITS					
41100	Salaries	1,038,898	1,013,753	1,013,753	1,054,435
41200	Overtime	3,654	-	-	-
41300	Hourly wages	41,260	58,537	58,537	39,388
41600-42500	Benefits	177,577	200,545	200,545	222,493
42600-42700	Retirement	120,234	129,515	129,515	126,887
	Total Salaries & Benefits	1,381,622	1,402,350	1,402,350	1,443,203
MAINTENANCE & OPERATION					
42800	Auto allowance	14,726	18,866	18,866	15,635
43080	Rent	4,526	8,549	8,549	8,549
43110	Contractual services	5,823	-	-	-
43112	Direct assistance	5,907,834	1,718,165	5,618,162	1,473,628
43150	Cost allocation charge	200	32,512	32,512	61,977
44120	Repairs to office equip	-	500	500	500
44200	Advertising	258	215	215	200
44300	Telephone	2,600	5,955	5,955	3,355
44350	Vehicle maintenance	388	-	-	-
44352	ISD service charge	-	-	-	5,107
44450	Postage	1,841	1,806	1,806	1,637
44550	Travel	-	1,500	1,500	1,500
44650	Training	-	1,055	1,055	3,050
44700	Computer software	345	-	-	1,000
44750	Liability	25,563	28,918	28,918	27,229
44751	Insurance/surety bond premium	-	-	-	1,767
44800	Membership and dues	-	100	100	100
45150	Furniture & equipment	381	-	-	-
45170	Computer hardware	1,258	-	-	-
45250	Office supplies	1,083	5,055	5,055	5,530
45350	General supplies	-	500	500	11,823
45450	Printing and graphics	909	878	878	500
45503	Fuel - gasoline	1,132	-	-	-
47000	Miscellaneous	25,125	4,105	4,105	6,537
47042	Interest RDLP loan	-	-	90,434	-
47060	Costs of issuance of debt	80,000	16,000	16,000	-
47110	Principal RDLP loan	-	-	162,586	-
	Total Maintenance & Operation	6,073,992	1,844,679	5,997,696	1,629,624
CAPITAL PROJECTS					
53170	Real property purchase	9,781,968	-	1,531,200	-
53400	Capitalized property	(6,006,976)	-	-	-
	Total Capital Projects	3,774,992	-	1,531,200	-
TOTAL		\$ 11,230,606	\$ 3,247,029	\$ 8,931,246	\$ 3,072,827

**CITY OF GLENDALE
COMMUNITY REDEVELOPMENT & HOUSING DEPARTMENT
LOW & MODERATE HOUSING FUND-OWNERSHIP HOUSING REHAB
242-840-12010**

		Actual 2008-09	Adopted 2009-10	Revised 2009-10	Adopted 2010-11
SALARIES & BENEFITS					
41100	Salaries	78,290	157,584	157,584	157,584
41600-42500	Benefits	11,310	28,652	28,652	30,392
42600-42700	Retirement	8,754	18,152	18,152	18,393
	Total Salaries & Benefits	98,354	204,388	204,388	206,369
MAINTENANCE & OPERATION					
43112	Direct assistance	173,788	600,000	600,000	500,000
43150	Cost allocation charge	-	-	-	12,594
44300	Telephone	-	2,600	2,600	-
44352	ISD service charge	-	-	-	635
44750	Liability	1,729	3,824	3,824	3,940
44751	Insurance/surety bond premium	-	-	-	263
47000	Miscellaneous	-	1,973	1,973	737
	Total Maintenance & Operation	175,517	608,397	608,397	518,169
TOTAL		\$ 273,871	\$ 812,785	\$ 812,785	\$ 724,538

**CITY OF GLENDALE
COMMUNITY REDEVELOPMENT & HOUSING DEPARTMENT
LOW & MODERATE HOUSING FUND-FIRST TIME HOME BUYER PROGRAM
242-840-12020**

		Actual 2008-09	Adopted 2009-10	Revised 2009-10	Adopted 2010-11
MAINTENANCE & OPERATION					
43112	Direct assistance	75,000	225,000	225,000	225,000
	Total Maintenance & Operation	75,000	225,000	225,000	225,000
TOTAL		\$ 75,000	\$ 225,000	\$ 225,000	\$ 225,000

**CITY OF GLENDALE
COMMUNITY REDEVELOPMENT & HOUSING DEPARTMENT
LOW & MODERATE HOUSING FUND-NEW CONSTRUCTION OF OWNER HOUSING
242-840-12030**

		Actual 2008-09	Adopted 2009-10	Revised 2009-10	Adopted 2010-11
SALARIES & BENEFITS					
41100	Salaries	7,858	-	-	-
41600-42500	Benefits	199	-	-	-
	Total Salaries & Benefits	8,057	-	-	-
MAINTENANCE & OPERATION					
42800	Auto allowance	2	-	-	-
43112	Direct assistance	24,616	-	5,117,894	-
44750	Liability	157	-	-	-
45450	Printing and graphics	458	-	-	-
47000	Miscellaneous	1,062	-	-	-
47042	Interest RDLP loan	-	-	90,434	-
47110	Principal RDLP loan	-	-	162,586	-
	Total Maintenance & Operation	26,296	-	5,370,914	-
TOTAL		\$ 34,353	\$ -	\$ 5,370,914	\$ -

**CITY OF GLENDALE
COMMUNITY REDEVELOPMENT & HOUSING DEPARTMENT
LOW & MODERATE HOUSING FUND-RENTER ACQ REHAB NEW CONSTRUCTION
242-840-12230**

		Actual 2008-09	Adopted 2009-10	Revised 2009-10	Adopted 2010-11
SALARIES & BENEFITS					
41100	Salaries	78,290	-	-	-
41300	Hourly wages	253	-	-	-
41600-42500	Benefits	11,310	-	-	-
42600-42700	Retirement	8,753	-	-	-
	Total Salaries & Benefits	98,606	-	-	-
MAINTENANCE & OPERATION					
43110	Contractual services	5,823	-	-	-
43112	Direct assistance	5,534,828	477,052	(740,845)	301,128
43150	Cost allocation charge	200	-	-	15,717
44200	Advertising	258	-	-	-
44300	Telephone	2,600	-	-	-
44450	Postage	1,841	-	-	-
44750	Liability	1,729	-	-	-
45450	Printing and graphics	306	-	-	-
47000	Miscellaneous	24,063	-	-	-
47060	Costs of issuance of debt	80,000	16,000	16,000	-
	Total Maintenance & Operation	5,651,646	493,052	(724,845)	316,845
CAPITAL PROJECTS					
53170	Real property purchase	9,781,968	-	1,531,200	-
53400	Capitalized property	(6,006,976)	-	-	-
	Total Capital Projects	3,774,992	-	1,531,200	-
TOTAL		\$ 9,525,244	\$ 493,052	\$ 806,355	\$ 316,845

**CITY OF GLENDALE
COMMUNITY REDEVELOPMENT & HOUSING
LOW & MODERATE HOUSING FUND-HOUSING ENFORCEMENT
242-840-12240**

		Actual 2008-09	Adopted 2009-10	Revised 2009-10	Adopted 2010-11
SALARIES & BENEFITS					
41100	Salaries	839,819	842,697	842,697	825,786
41200	Overtime	3,654	-	-	-
41300	Hourly wages	1,068	16,764	16,764	-
41600-42500	Benefits	148,641	160,864	160,864	180,204
42600-42700	Retirement	94,389	98,365	98,365	95,601
	Total Salaries & Benefits	1,087,571	1,118,690	1,118,690	1,101,591
MAINTENANCE & OPERATION					
42800	Auto allowance	14,387	18,756	18,756	15,525
43150	Cost allocation charge	-	29,730	29,730	29,089
44120	Repairs to office equip	-	500	500	500
44300	Telephone	-	2,600	2,600	2,600
44350	Vehicle maintenance	388	-	-	-
44352	ISD service charge	-	-	-	4,155
44450	Postage	-	1,200	1,200	1,200
44550	Travel	-	1,500	1,500	1,500
44650	Training	-	550	550	550
44750	Liability	20,220	22,594	22,594	20,645
44751	Insurance/surety bond premium	-	-	-	1,392
44800	Membership and dues	-	100	100	100
45150	Furniture & equipment	381	-	-	-
45250	Office supplies	45	4,530	4,530	4,530
45350	General supplies	-	500	500	11,823
45503	Fuel - gasoline	1,132	-	-	-
47000	Miscellaneous	-	1,682	1,682	4,800
	Total Maintenance & Operation	36,553	84,242	84,242	98,409
TOTAL		\$ 1,124,125	\$ 1,202,932	\$ 1,202,932	\$ 1,200,000

**CITY OF GLENDALE
COMMUNITY REDEVELOPMENT & HOUSING DEPARTMENT
LOW & MODERATE HOUSING FUND-SECTION 8 HQS REPAIR GRANTS
242-840-12250**

		Actual 2008-09	Adopted 2009-10	Revised 2009-10	Adopted 2010-11
<hr/>					
MAINTENANCE & OPERATION					
43112	Direct assistance	-	5,000	5,000	5,000
	Total Maintenance & Operation	-	5,000	5,000	5,000
		<hr/>			
TOTAL		\$ -	\$ 5,000	\$ 5,000	\$ 5,000
		<hr/>			

**CITY OF GLENDALE
COMMUNITY REDEVELOPMENT & HOUSING DEPARTMENT
LOW & MODERATE HOUSING FUND-SECTION 8 MOVING ASSISTANCE GRANTS
242-840-12260**

		Actual 2008-09	Adopted 2009-10	Revised 2009-10	Adopted 2010-11
MAINTENANCE & OPERATION					
43112	Direct assistance	1,388	12,500	12,500	12,500
	Total Maintenance & Operation	1,388	12,500	12,500	12,500
TOTAL		\$ 1,388	\$ 12,500	\$ 12,500	\$ 12,500

**CITY OF GLENDALE
COMMUNITY REDEVELOPMENT & HOUSING DEPARTMENT
LOW & MODERATE HOUSING FUND-LIFERAP
242-840-12270**

		Actual 2008-09	Adopted 2009-10	Revised 2009-10	Adopted 2010-11
SALARIES & BENEFITS					
41100	Salaries	34,640	13,472	13,472	71,065
41300	Hourly wages	39,939	41,773	41,773	39,388
41600-42500	Benefits	6,117	11,029	11,029	11,897
42600-42700	Retirement	8,338	12,998	12,998	12,893
	Total Salaries & Benefits	89,034	79,272	79,272	135,243
MAINTENANCE & OPERATION					
42800	Auto allowance	337	110	110	110
43080	Rent	4,526	8,549	8,549	8,549
43112	Direct assistance	19,268	378,613	378,613	360,000
43150	Cost allocation charge	-	2,782	2,782	4,577
44200	Advertising	-	215	215	200
44300	Telephone	-	755	755	755
44352	ISD service charge	-	-	-	317
44450	Postage	-	606	606	437
44650	Training	-	505	505	2,500
44700	Computer software	345	-	-	1,000
44750	Liability	1,727	2,500	2,500	2,644
44751	Insurance/surety bond premium	-	-	-	112
45170	Computer hardware	1,258	-	-	-
45250	Office supplies	1,038	525	525	1,000
45450	Printing and graphics	145	878	878	500
47000	Miscellaneous	-	450	450	1,000
	Total Maintenance & Operation	28,645	396,488	396,488	383,701
TOTAL		\$ 117,679	\$ 475,760	\$ 475,760	\$ 518,944

**CITY OF GLENDALE
COMMUNITY REDEVELOPMENT & HOUSING DEPARTMENT
LOW & MODERATE HOUSING FUND-ERAP
242-840-12280**

		Actual 2008-09	Adopted 2009-10	Revised 2009-10	Adopted 2010-11
MAINTENANCE & OPERATION					
43112	Direct assistance	5,430	20,000	20,000	20,000
	Total Maintenance & Operation	5,430	20,000	20,000	20,000
TOTAL		\$ 5,430	\$ 20,000	\$ 20,000	\$ 20,000

**CITY OF GLENDALE
COMMUNITY REDEVELOPMENT & HOUSING DEPARTMENT
LOW & MODERATE HOUSING FUND-EMERGENCY SHELTER FOR HOMELESS
242-840-12420**

		Actual 2008-09	Adopted 2009-10	Revised 2009-10	Adopted 2010-11
MAINTENANCE & OPERATION					
43112	Direct assistance	73,516	-	-	50,000
	Total Maintenance & Operation	73,516	-	-	50,000
TOTAL		\$ 73,516	\$ -	\$ -	\$ 50,000

**CITY OF GLENDALE
COMMUNITY REDEVELOPMENT & HOUSING DEPARTMENT
GRA CENTRAL PROJECT FUND
244-701**

		Actual 2008-09	Adopted 2009-10	Revised 2009-10	Adopted 2010-11
CAPITAL PROJECTS					
53160	Planning, survey, design	4,698	-	-	-
53200	Relocation costs	1,120,078	-	-	-
	Total Capital Projects	1,124,775	-	-	-
TOTAL		\$ 1,124,775	\$ -	\$ -	\$ -

**CITY OF GLENDALE
COMMUNITY REDEVELOPMENT & HOUSING DEPARTMENT
GRA GRAND CENTRAL CREATIVE CAMPUS (GC3)
245-711**

		Actual 2008-09	Adopted 2009-10	Revised 2009-10	Adopted 2010-11
CAPITAL PROJECTS					
51200	Other improvements	-	591,000	591,000	605,000
	Total Capital Projects	-	591,000	591,000	605,000
TOTAL		\$ -	\$ 591,000	\$ 591,000	\$ 605,000

**CITY OF GLENDALE
COMMUNITY REDEVELOPMENT & HOUSING DEPARTMENT
GRA SAN FERNANDO ROAD CORRIDOR TAX SHARE FUND
246-711**

		Actual 2008-09	Adopted 2009-10	Revised 2009-10	Adopted 2010-11
SALARIES & BENEFITS					
41100	Salaries	112,488	-	-	-
41200	Overtime	4,597	-	-	-
41300	Hourly wages	31,354	-	-	-
41600-42500	Benefits	3,421	-	-	-
	Total Salaries & Benefits	151,858	-	-	-
MAINTENANCE & OPERATION					
44450	Postage	319	-	-	-
44750	Liability	2,969	-	-	-
45600	A & G overhead	26,883	-	-	-
	Total Maintenance & Operation	30,171	-	-	-
CAPITAL PROJECTS					
52000	Engineering	855,250	-	-	-
52100	Construction	3,080,241	-	-	-
53300	Other expenditures	13,728	-	-	-
	Total Capital Projects	3,949,219	-	-	-
TOTAL		\$ 4,131,248	\$ -	\$ -	\$ -

**CITY OF GLENDALE
COMMUNITY REDEVELOPMENT & HOUSING DEPARTMENT
GRA 2010 TAX ALLOCATION BONDS
247-701**

		Actual 2008-09	Adopted 2009-10	Revised 2009-10	Adopted 2010-11
CAPITAL PROJECTS					
51150	Buildings and structures	-	-	2,300,000	-
51200	Other improvements	-	-	7,700,000	1,650,000
	Total Capital Projects	-	-	10,000,000	1,650,000
TOTAL		\$ -	\$ -	\$ 10,000,000	\$ 1,650,000

**CITY OF GLENDALE
COMMUNITY REDEVELOPMENT & HOUSING DEPARTMENT
2003 GRA TAX ALLOCATION BONDS
302-701**

		Actual 2008-09	Adopted 2009-10	Revised 2009-10	Adopted 2010-11
MAINTENANCE & OPERATION					
43110	Contractual services	5,250	6,000	6,000	6,000
47051	Accrued interest 2003 tax allo	2,093,615	1,956,240	1,956,240	1,811,990
47101	Principal 2003 tax allocation	2,680,000	2,815,000	2,815,000	2,955,000
49000	Unallocated	-	760	760	10
	Total Maintenance & Operation	4,778,865	4,778,000	4,778,000	4,773,000
TOTAL		\$ 4,778,865	\$ 4,778,000	\$ 4,778,000	\$ 4,773,000

**CITY OF GLENDALE
COMMUNITY REDEVELOPMENT & HOUSING DEPARTMENT
2002 GRA TAX ALLOCATION BONDS
304-701**

		Actual 2008-09	Adopted 2009-10	Revised 2009-10	Adopted 2010-11
MAINTENANCE & OPERATION					
43110	Contractual services	5,450	-	-	6,000
47000	Miscellaneous	-	6,000	6,000	-
47050	Interest on bonds	-	1,642,850	1,642,850	1,565,763
47052	Accrued interest 2002 tax allo	1,714,863	-	-	-
47102	Principal 2002 tax allocation	2,100,000	2,165,000	2,165,000	2,240,000
49000	Unallocated	-	150	150	237
	Total Maintenance & Operation	3,820,313	3,814,000	3,814,000	3,812,000
TOTAL		\$ 3,820,313	\$ 3,814,000	\$ 3,814,000	\$ 3,812,000

**CITY OF GLENDALE
COMMUNITY REDEVELOPMENT & HOUSING DEPARTMENT
LOW AND MOD LOANS PAYABLE FUND-HOUSING DEVELOPMENT & PRES
307-840**

		Actual 2008-09	Adopted 2009-10	Revised 2009-10	Adopted 2010-11
MAINTENANCE & OPERATION					
47053	Interest on loan - L&M	115,947	420,486	420,486	329,818
47109	Principal on loan - L&M	648,081	2,635,628	2,635,628	2,726,295
	Total Maintenance & Operation	<u>764,028</u>	<u>3,056,114</u>	<u>3,056,114</u>	<u>3,056,113</u>
TOTAL		\$ 764,028	\$ 3,056,114	\$ 3,056,114	\$ 3,056,113

CITY OF GLENDALE
COMMUNITY REDEVELOPMENT & HOUSING DEPARTMENT
2010 GRA TAX ALLOCATION BONDS
308-701

		Actual 2008-09	Adopted 2009-10	Revised 2009-10	Adopted 2010-11
MAINTENANCE & OPERATION					
47066	Accrued interest 2010 TABs	-	-	-	1,823,470
	Total Maintenance & Operation	-	-	-	1,823,470
TOTAL		\$ -	\$ -	\$ -	\$ 1,823,470

COMMUNITY REDEVELOPMENT & HOUSING
Personnel Classification Detail

Classification	Actual 2008-09	Budget 2009-10	Revised Budget 2009-10	Budget 2010-11
<u>Salaried Employees</u>				
Accountant I	0.10	0.10	0.10	0.10
Accountant II	0.50	0.50	0.50	0.50
Accounting Services Administrator	0.10	0.10	0.10	0.05
Accounting Services Specialist	-	-	0.15	0.15
Administrative Analyst	6.95	6.95	7.95	7.70
Administrative Assistant	1.00	1.00	1.00	1.00
Administrative Associate	2.00	2.00	1.00	1.00
Asst. Dir. of Comm. Svcs & Parks	0.30	0.30	0.30	-
Caseworker II	1.00	1.00	1.00	1.00
Chief Assistant City Attorney	0.20	0.20	0.20	-
Customer Services Representative	2.00	1.00	3.00	3.00
Deputy City Attorney	0.36	0.36	0.36	0.28
Deputy Director of Development Services	1.00	1.00	1.00	1.00
Deputy Director - Housing	1.00	1.00	1.00	1.00
Director of Comm. Devel. & Housing	0.75	0.75	0.75	-
Director of Comm. Redev. & Housing	1.00	1.00	1.00	1.00
Economic Development Manager	1.00	1.00	1.00	1.00
General Counsel	1.00	1.00	1.00	-
Housing Advisor	8.00	8.00	8.00	8.00
Housing Project Manager	1.00	1.00	1.00	1.00
Housing Technician	3.20	3.20	2.20	2.20
Legal Secretary	0.25	0.25	0.25	-
Neighborhood Services Inspector	-	-	-	-
Office Services Secretary	1.00	1.00	1.00	1.00
Office Services Specialist I	1.00	1.00	-	-
Office Services Specialist II	1.00	2.00	2.00	2.00
Office Services Supervisor	1.75	1.75	1.75	1.90
Principal Planner	0.73	0.73	-	-
Principal Urban Designer	-	-	0.73	0.73
Redevelopment Project Manager	2.00	2.00	2.00	2.00
Sr. Accountant	0.80	0.80	0.80	0.45
Sr. Administrative Analyst	4.00	4.00	4.00	4.00
Sr. Building Code Specialist	1.00	1.00	1.00	1.00
Sr. Community Development Supervisor	1.00	1.00	1.00	1.10
Sr. IT Applications Analyst	0.95	0.95	-	-
Sr. IT Applications Specialist	-	-	1.00	1.00
Sr. Office Services Specialist	2.00	2.00	2.00	2.00
Sr. Planner	1.32	1.32	1.32	1.32
Sr. Redevelopment Project Manager	2.00	2.00	2.00	2.00
Total Salaried Employees	<u>53.26</u>	<u>53.26</u>	<u>53.46</u>	<u>50.48</u>

COMMUNITY REDEVELOPMENT & HOUSING
Personnel Classification Detail

Classification	Actual 2008-09	Budget 2009-10	Revised Budget 2009-10	Budget 2010-11
<u>Hourly Employees*</u>			**	**
Administrative Associate	-	0.60	(1) 1.00	(1) 1.00
Administrative Intern	-	-	(1) 1.00	(1) 1.00
City Resource Specialist	-	1.00	(1) 1.50	(2) 1.50
Hourly City Worker	-	1.00	(2) 1.00	(3) 2.00
Total Hourly Employees	<u>-</u>	<u>2.60</u>	<u>4.50</u>	<u>5.50</u>
<u>Appointed Officials</u>				
Agency/Housing Authority Members	<u>7.00</u>	<u>7.00</u>	<u>7.00</u>	<u>7.00</u>
Total Appointed Officials	<u>7.00</u>	<u>7.00</u>	<u>7.00</u>	<u>7.00</u>
Community Redevelopment & Housing Total	<u>60.26</u>	<u>62.86</u>	<u>64.96</u>	<u>62.98</u>

* Hourly Employees - Data not available prior to fiscal year 2009-10

** Indicates number of positions corresponding to the stated Full-Time Equivalence (FTE)

CITY OF GLENDALE, CA

2010 – 2011

Adopted Budget

CITY OF GLENDALE

COMMUNITY SERVICES & PARKS

MISSION STATEMENT

The mission of the Community Services & Parks Department is to enhance the quality of life by providing safe, well-maintained parks and public places; preserving open space and historic resources; providing services that address the physical, recreational, social and economic needs of the community; and creating opportunities for renewal, growth, and enrichment.

The Department consists of six divisions:

Park Administration is responsible for fiscal and personnel management, clerical support services, staff support to the Community Services and Parks, Arts & Culture Commissions, Cultural Affairs, Community Development Block Grant Advisory Committee, and grant administration.

Park Planning & Development, also known as the Capital Improvement Program (CIP), is responsible for the renovation of existing facilities, the preservation of historical sites, the design and development of new parks and recreation facilities, the acquisition of land for the development of parks and recreation facilities, and the preservation of open space.

Park Services maintains all of the developed parkland and recreation facilities throughout the City. In addition, the Division oversees all contract landscape areas in the City, including Fire Stations, GWP Pump Houses, Libraries, and City Medians. The Division maintains approximately 276 acres of developed parkland which is comprised of 47 parks and recreation facilities. It maintains over 285,000 square feet of buildings and manages the maintenance contracts for 120 non-park sites such as fire stations, libraries, medians, and pump stations.

Recreation & Community Services provides a variety of recreational opportunities, enrichment programs and human services for all ages and abilities. This division is subdivided into three core areas:

1. ***Recreational & Special Use Facilities***: This includes three community centers, an art studio, a senior center, a skate park, an auditorium, sports complex, park buildings, and picnic shelter facilities.
2. ***Recreation Programs***: This includes special events, youth & teen programs, senior activities and field trips, sports programs, life-long learning classes, trails and open space programs, and volunteer opportunities.
3. ***Human Services***: This includes a variety of social services which cater to the following audiences: youth & family, seniors, and individuals with special needs.

CITY OF GLENDALE

COMMUNITY SERVICES & PARKS

Community Development Block Grant/Homeless Program administers federal grant programs, including the Community Block Grant (CDBG), Emergency Shelter Grant (ESG) and Supportive Housing Program (SHP) programs targeted to address the needs of low-income persons, including elderly, at-risk youth, and the homeless. CDBG funds help to provide social services, improve community centers and revitalize neighborhoods. The Section collaborates with community agencies to help coordinate (42) social service programs, and (10) capital improvement projects in the community at any given time.

Workforce Development performs grant administration, program development, and operation of employment and training programs and business services. This Division receives state and federal workforce development funding from both formula and competitive grant sources to meet the employment needs of residents from Glendale, Burbank, La Canada Flintridge and surrounding communities. The Division also provides assistance to local businesses.

RELATIONSHIP TO STRATEGIC GOALS

Arts & Culture

The department provides a wide variety of arts and cultural experiences throughout the community. These include, but are not limited to: Man's Inhumanity to Man event, Cruise Night event, the Summer Concert Series, the moonlight Movie Series, Theatre in the Park, Diamond Awards for the Achievement in the Arts, and support for the City's Unity Fest and Ceasar Chavez events.

Health & Wellness

The department produces a Social Services Directory to raise awareness of the programs and services provided by organizations that are serving our community's families.

Community Services & Facilities

The department maintains a variety of public recreational facilities. These include, but are not limited to: three community centers, a senior center, twenty-seven picnic areas, five wading pools, twenty-five ball fields, a skate park, and more.

Through the federal grant programs, the Department provides planning, coordination and funding for social services, improvement of parks, libraries and community centers, handicapped accessibility projects, community involvement, job training and upgrading public improvements. The Verdugo Jobs Center, in particular focuses on providing excellent customer service that is adaptable and responsive to the changing needs of the labor market and economic conditions.

CITY OF GLENDALE COMMUNITY SERVICES & PARKS

Economic Vitality

The Department, through the Workforce Development Section, strives to provide policy direction, programs and services toward the development of a skilled labor force to promote the retention and expansion of local business as well as the creation and attraction of high wage/high growth employers. Programs include specialized grants for lay off aversion and specific business downsizing as well as skill training in high demand growth industries such as health care, entertainment and “green” initiatives.

Parks & Open Space

The department maintains approximately 280.57 acres of developed parkland which is comprised of 47 parks and recreation facilities.

MAJOR ACCOMPLISHMENTS

Parks Administration has provided budgetary support for the various Community Services & Parks sections, organized Arts & Culture events for the community, and staffed the Community Services & Parks Commission, the Arts & Culture Commission, and the Community Development Block Grant Advisory Committee. This section has worked hard with the CIP, Recreation, Maintenance, Community Development Block Grant/Homeless and Workforce sections to continue providing safe and well maintained parks, recreational and social service programs, and preserve open space while addressing fiscal difficulties.

The Cultural Affairs section successfully implemented the Open Studio Tour, and Man’s Inhumanity to Man events to enrich the community. This section developed and implemented the policy for Temporary Art Displays in Public Parks and Park Facilities.

The Park Services Division successfully completed 1,223 work orders in the fiscal year. Several major projects were undertaken, including but not limited to:

- The complete renovation of Stengel Ballfield
- The construction of green waste recycling bins at Scholl Canyon Park
- The reconstruction of the three Picnic Pavilions at Scholl Canyon Park
- New Irrigation installation at Fremont Park for the re-planted rose beds

CITY OF GLENDALE COMMUNITY SERVICES & PARKS

- Complete restoration of the pond at the Tea House, including the planting of 200 shrubs to separate the Tea House from the Dr.'s House
- Complete reconstruction of the waiting station behind the Tea House
- Re-installed fencing around the entire Tea House
- Reinforcement / re-blocking of the concrete retaining wall below the Naturalist House at Deukmejian Park
- Installed wooden wall above the barn to redirect mud flow
- Replaced urinals at two more park facilities (Verdugo North and Nibley Park) with waterless urinals
- Renovations at the Casa Adobe, including: painting, paver repair, wall repair, and new drinking fountain
- Replaced the roof at the Casa Adobe restroom
- Replaced the roof at Verdugo North restroom
- Installed new central air conditioning at Sparr Heights
- Approximately 55 pesticide applications were conducted throughout the City, ranging from 2-3 gallons per application to 200 gallons per application

Park Planning & Development successfully completed construction of Cedar Mini Park, renovation of the on site historically significant Craftsman Bungalow structure, and construction of the new 19,000 SF Adult Recreation Center (ARC).

Recovery from the Station Fire and burning of Deukmejian Park has been a major area of focus during this past year. Mitigation of winter mud & debris slides, community meetings, and recovery planning for restoration of the park have all been accomplished in FY 2009-10. These efforts will continue during the coming fiscal year.

The grand re-opening of Deukmejian Park was held on June 19th, 2010. This was a major community event and signals the start of many new park and trail restoration activities planned for FY 2010-11.

CITY OF GLENDALE COMMUNITY SERVICES & PARKS

The design and permit approval phase has been completed for the following projects:

- New Pacific Park Pool
- Griffith Manor Park Renovation
- Maple Park Renovation
- Barn at Deukmejian Park
- Riverwalk Phase I
- Glendale High Tennis Courts

The Environmental Review Phase/ EIR process has begun for the following projects:

- Columbus Soccer Field
- Site "A" Soccer Fields

We anticipate completion of both project EIRs during the coming FY 2010-11.

The concept planning process was started for several projects during the past year. These include:

- Maryland Mini Park
- Riverwalk Phase's II & III
- Two Overnight Campgrounds

Recreation & Community Services offered 403 classes to a total of 3,032 participants in the Life-Long Learning Program. This is a 150% increase when compared to last year.

The Senior Services Program has assisted 98 seniors in maintaining their independence in their own homes and avoiding premature institutionalization.

The Nutritional Meals Program served 39,500 meals to 600 seniors, 60 years of age and older.

The city's largest National Night Out event was held at Pacific Community Center with over 400 participants. The rental revenue at Maple Park Community Center and Pacific Community Center increased by 8% and 27% respectively.

The CDBG/Homeless Division completed construction on three non-profit owned community centers and one comprehensive neighborhood revitalization project. The

CITY OF GLENDALE COMMUNITY SERVICES & PARKS

Division provided contract administration and project management for 42 social services, homeless and capital improvement projects and over 5,000 unduplicated persons were served by non-profit organizations and City departments that received federal grant funding. With economic stimulus funding, the Division developed and implemented a multi-faceted homeless prevention program to assist 80 families with temporary rent and/or utility assistance and 5 families with permanent housing. In addition, 1,000 homeless persons received case management counseling and referral services, 300 persons received emergency housing, and 126 homeless received transitional and permanent supportive housing.

The Workforce Development Division implemented 25 job training projects, including 6 different youth employment programs, and collaborated with 25 employment training vendors who provided individual training to job seekers. Eight thousand duplicated persons per month used the Verdugo Jobs Center, 400 clients completed training, and 480 youth were employed. In addition, the division accomplished the following:

- Strategically deployed over \$3.3 million in federal stimulus funding into growing sectors of the local economy
- Enrolled almost 7,500 job seekers in the past year for services and provided job training to almost 400 people
- Created the Verdugo Power Academy, in partnership with Glendale Water and Power and Glendale Community College (GCC), to train unemployed workers for utility jobs
- In partnership with GCC, won two additional smart electrical grid training grants, totaling \$1 million for the Power Academy, with two additional grants pending
- Provided employment and training for 300 youth in the summer youth employment program and administered 26 individual training projects
- Created the, first-ever, Glendale-Burbank database of digitally-related entertainment companies, which will serve as a foundation for further development of this industry sector and workforce in the region.
- Operated a program to serve 80 recently released parolees. Developed a program to save 100 manufacturing jobs and assist at least 15 companies with in-depth business consulting services to turn around distressed companies and preserve local jobs.

CITY OF GLENDALE

COMMUNITY SERVICES & PARKS

- Collaborated with four local hospitals to create 40 new registered nurses jobs through a program that included on-the-job training, wage subsidies and permanent employment placement.

ORGANIZATIONAL/PROGRAM/STAFFING CHANGES

In the middle of FY 2009-10, four City departments were realigned. As a result, the Community Services and Parks Department was expanded to include the CDBG/Homeless programs and the Workforce Development Divisions. In FY 2010-11, these changes may lead to further realignment within the department to consolidate all human service programs.

For the Workforce Development Division, as a result of economic stimulus funding and expansion of services and administrative responsibilities, the Division has added a significant number of new employees, based on the additional funding and tasks required from the stimulus funding. Almost all of these positions will expire when the stimulus funding ends on June 30, 2011.

FUTURE OUTLOOK

Parks Administration will continue to provide administrative support to the remainder of the department.

In regards to park development, staff continues to incorporate Green Building Design strategies for energy conservation in all of its projects. The section will also take advantage of the current highly competitive bidding environment to reduce project costs while maintaining a high level of project design and quality.

The Park Services Division will continually strive to look for ways to reduce operational costs while still providing safe and clean park facilities for public use with allocated resources.

The goal is to continue the maintenance of the facilities, address emergency work resulting from vandalism and aging infrastructure, and conduct preventative maintenance in the parks.

This fiscal year, the Division's energy conservation approaches helped reduce utility consumption by approximately 10 %. The Division will continue its efforts in "Going Green" by installing additional waterless urinals.

Other future planned projects include:

- Reforestation of the hillsides at the Scholl Ballfields in replacement of the dead trees that were removed this fiscal year – an estimated three to four year project

CITY OF GLENDALE COMMUNITY SERVICES & PARKS

- Renovate the turf at Carr, Maple, and Palmer Parks
- Install a pilot project of solar powered lights at Brand Park and Wilson Mini Park
- Convert some of the existing irrigation at Deukmejian park to drip irrigation to conserve water
- Rebuild trails on adjoining hillside inside Verdugo Adobe Park
- Renovate the large ballfield in Montrose Park
- Re-build the front entrance of the Japanese Tea House at Brand Park
- Repair roof and building in the Brand Park maintenance yard

Recreation & Community Services

Any future reductions in this Division will more than likely result in the suspension or elimination of entire programs. The Division will do it's best to keep as many programs and services as possible with the given resources it has available.

Community Development Block Grant/Homeless Programs

The results of the 2010 census may significantly impact federal funding levels for the City. In 2009, the U. S. Congress passed a new federal homeless bill, which will change the way homeless programs are funded and operated. The Department will continue to be challenged by the decreasing financial and management capacity of non-profit organizations to work with the City.

Workforce Development

In FY 2009-10, Workforce Development received over \$3,000,000 in federal Economic Stimulus funding for two years with very strict compliance requirements. Federal funding for Workforce Development will continue to fluctuate, which makes it difficult to plan. In order to sustain existing funding and service levels for Workforce Development, it will be integral to develop joint grant application partnerships with other entities. As a result of issues raised about the spending rate and impact of federal stimulus funding, the U.S. Department of Labor has ordered states and local Workforce Investment Boards (WIB) to spend at least 70% of funding by September 30, 2010. The Verdugo WIB is on track to, at minimum, reach that level. Stimulus funding has been one of the most scrutinized and audited federal and state programs in history due to the pledge of transparency and impact.

**CITY OF GLENDALE
COMMUNITY SERVICES & PARKS**

In April, Employment Development Department (EDD) completed an audit of WIB stimulus programs, and another state entity will be conducting additional stimulus-related audits of some Southern California and Los Angeles area WIBs. With the job market in California in its worst state in many decades, permanent jobs remain scarce in the local economy. Meeting job placement performance numbers is proving difficult, but the WIB is showing good progress. Once stimulus funding is exhausted by the WIB on June 30, 2011, the local WIB FY 2011-12 budget will decline significantly, creating the need for a massive, quick organizational adjustment. To remain comfortably solvent, the WIB will have to generate substantial funding from competitive grants in FY 2010-11 and beyond.

**CITY OF GLENDALE
SUMMARY OF APPROPRIATIONS
COMMUNITY SERVICES & PARKS DEPARTMENT**

	Actual 2008-09	Adopted 2009-10	Revised 2009-10	Adopted 2010-11
<u>General Fund</u>				
Parks Administration (101-601)	814,418	943,228	943,228	1,529,681
Parks				
Parks Maintenance (101-602-50020)	6,825,953	7,184,562	7,184,562	7,161,516
Open Space & Trail (101-602-50021)	339,975	-	-	-
Total Parks	7,165,928	7,184,562	7,184,562	7,161,516
Recreation Facilities				
Brand Studios (101-603-50013)	66,555	67,683	67,683	70,531
Maple Park Comm Center (101-603-50014)	199,051	204,681	204,681	208,030
Pacific Comm Center (101-603-50015)	415,566	424,706	424,706	430,257
Adult Rec Comm Center (101-603-50016)	340,497	354,715	354,715	358,540
Sparr Heights Com Center (101-603-50017)	166,411	173,814	173,814	177,145
Verdugo Skate Park (101-603-50018)	153,608	165,002	165,002	168,399
Total Recreation Facilities	1,341,689	1,390,601	1,390,601	1,412,902
Recreation Programs & Services				
Open Space & Trail (101-604-50021)	15	272,150	272,150	277,890
Recreation Administration (101-604-50030)	517,200	566,396	566,396	533,553
Life-Long Learning (101-604-50031)	366,657	480,313	480,313	424,963
City-Wide Sports (101-604-50032)	491,007	535,153	535,153	543,132
Arts & Culture (101-604-50033)	106,201	90,273	90,273	85,950
Youth Outreach (101-604-50034)	205,345	294,057	294,057	291,317
Youth Programs (101-604-50035)	272,771	227,815	227,815	237,972
Club Maple (101-604-50036)	132,998	143,973	143,973	136,640
Senior Programs (101-604-50037)	228,658	286,188	286,188	299,352
Total Recreation Programs & Services	2,320,852	2,896,318	2,896,318	2,830,769
Youth Employment				
Youth Employment (101-824-00000)	169,192	151,236	151,236	181,343
GYA GREAT(101-824-10060)	327,014	682,491	682,491	691,015
GYA Grants (101-824-10410)	400,082	589,908	589,908	712,056
GYA GYEP (10-824-10470)	141,228	220,344	220,344	232,147
GYA Summer Brush Program (101-824-10610)	323,199	269,563	269,563	188,476
GYA Program Coordination (101-824-10620)	5,507	17,985	17,985	22,368
GYA Staff Development (101-824-10630)	4,817	11,914	11,914	9,013
Total Youth Employment	1,371,039	1,943,441	1,943,441	2,036,418
Total General Fund	\$13,013,927	\$14,358,150	\$14,358,150	\$14,971,286
<u>Other Funds</u>				
Community Development Block Grant (CDBG) Fund				
CDBG Administration (201-605)	-	-	-	712,000
CDBG Administration (201-861)	668,500	640,000	659,449	-
Community Development Projects (201-801)	2,184,709	2,651,896	2,545,676	2,660,466
Neighborhood Services CDBG (201-820)	399,979	400,000	400,000	420,000
Total CDBG Fund	3,253,188	3,691,896	3,605,125	3,792,466

**CITY OF GLENDALE
SUMMARY OF APPROPRIATIONS
COMMUNITY SERVICES & PARKS DEPARTMENT**

	Actual 2008-09	Adopted 2009-10	Revised 2009-10	Adopted 2010-11
Supportive Housing Program (SHP) Fund				
SHP Programs (204-801-00000)	1,623,533	2,072,840	2,072,840	2,065,992
SHP Administration (204-801-10080)	75,652	143,000	143,000	128,343
Total SHP Fund	1,699,185	2,215,840	2,215,840	2,194,335
Emergency Shelter Grant Fund (205-801)	156,143	144,393	144,393	143,776
Workforce Investment Act (WIA) Fund				
WIA Administration (206-861)	164,844	503,960	579,771	502,593
WIA Verdugo Jobs Center (206-862)	2,953,053	3,119,570	3,905,369	3,459,507
Total WIA Fund	3,117,897	3,623,530	4,485,140	3,962,100
Nutritional Meals Fund-Senior Programs (270-604-50037)	498,799	596,706	674,671	517,205
Capital Improvement Fund				
Parks Capital Improvement Projects (401-601)	5,303,831	6,365,282	2,552,074	2,500,113
Comm. Dev. Capital Improvement Projects (401-801)	11,350	-	-	-
Total Capital Improvement Fund	5,315,181	6,365,282	2,552,074	2,500,113
Recreation Fund-Parks Maintenance (501-602-50001)	180,699	201,278	201,278	335,289
Recreation Fund-Facilities				
Civic Auditorium (501-603-50011)	872,201	809,639	809,639	910,131
Sports Complex (501-603-50012)	811,100	699,426	699,426	767,072
Brand Studios (501-603-50013)	739	10,993	10,993	9,948
Maple Park Comm Center (501-603-50014)	8,406	17,657	17,657	12,382
Pacific Comm Center (501-603-50015)	20,918	39,751	39,751	62,341
Adult Rec Comm Center (501-603-50016)	437	-	-	24,273
Sparr Heights Com Center (501-603-50017)	9,422	19,245	19,245	16,183
Verdugo Skate Park (501-603-50018)	13,204	13,094	13,094	14,064
Total Recreation Fund-Facilities	1,736,428	1,609,805	1,609,805	1,816,394
Recreation Fund-Programs & Services				
Open Space & Trail (501-604-50021)	-	-	-	6,053
Life-Long Learning (501-604-50031)	371,313	401,818	401,818	407,467
City-Wide Sports (501-604-50032)	105,628	136,791	136,791	115,184
Arts & Culture (501-604-50033)	485	-	-	-
Youth Outreach (501-604-50034)	436	-	-	500
Youth Programs (501-604-50035)	121,276	113,337	113,337	156,547
Club Maple (501-604-50036)	3,089	5,800	5,800	4,022
Senior Programs (501-604-50037)	86	2,500	2,500	4,185
Total Recreation Fund-Programs & Services	602,311	660,246	660,246	693,958
Total Other Funds	\$16,559,832	\$19,108,976	\$16,148,572	\$15,955,636
Department Grand Total	\$29,573,759	\$33,467,126	\$30,506,722	\$30,926,922

**CITY OF GLENDALE
COMMUNITY SERVICES & PARKS DEPARTMENT
PARKS ADMINISTRATION
101-601**

		Actual 2008-09	Adopted 2009-10	Revised 2009-10	Adopted 2010-11
SALARIES & BENEFITS					
41100	Salaries	533,213	599,711	599,711	527,814
41200	Overtime	693	-	-	-
41300	Hourly wages	3,430	-	-	12,280
41600-42500	Benefits	129,721	149,612	149,612	138,836
42600-42700	Retirement	55,454	68,804	68,804	61,353
	Total Salaries & Benefits	722,511	818,127	818,127	740,283
MAINTENANCE & OPERATION					
42800	Auto allowance	5,880	5,880	5,880	5,880
43080	Rent	176	-	-	-
43110	Contractual services	24,476	31,000	31,000	121,000
44100	Repairs to equipment	371	1,000	1,000	1,000
44120	Repairs to office equip	-	2,000	2,000	2,000
44200	Advertising	2,500	2,500	2,500	2,500
44300	Telephone	6,990	10,000	10,000	10,000
44352	ISD service charge	-	-	-	587,141
44450	Postage	1,780	3,000	3,000	3,000
44550	Travel	1,551	4,710	4,710	-
44650	Training	580	4,100	4,100	4,100
44700	Computer software	4,015	4,500	4,500	4,500
44750	Liability	20,783	21,103	21,103	11,883
44751	Insurance/surety bond premium	-	-	-	1,086
44800	Membership and dues	2,495	2,500	2,500	2,500
45050	Periodicals & newspapers	430	414	414	414
45100	Books	90	244	244	244
45150	Furniture & equipment	509	3,000	3,000	3,000
45200	Maps and blue prints	-	150	150	150
45250	Office supplies	15,589	19,000	19,000	19,000
45350	General supplies	320	-	-	-
45450	Printing and graphics	1,324	1,000	1,000	1,000
46900	Business meetings	528	2,500	2,500	2,500
47000	Miscellaneous	1,521	6,500	6,500	6,500
	Total Maintenance & Operation	91,907	125,101	125,101	789,398
TOTAL		\$ 814,418	\$ 943,228	\$ 943,228	\$ 1,529,681

**CITY OF GLENDALE
COMMUNITY SERVICES & PARKS DEPARTMENT
PARKS
101-602**

		Actual 2008-09	Adopted 2009-10	Revised 2009-10	Adopted 2010-11
SALARIES & BENEFITS					
41100	Salaries	3,303,347	3,502,205	3,502,205	3,494,599
41200	Overtime	9,673	-	-	-
41300	Hourly wages	208,205	177,855	177,855	177,855
41600-42500	Benefits	975,156	1,028,070	1,028,070	1,093,033
42600-42700	Retirement	388,812	402,244	402,244	419,425
42799	Salary charges out	(8,315)	(8,000)	(8,000)	(8,000)
	Total Salaries & Benefits	4,876,878	5,102,374	5,102,374	5,176,912
MAINTENANCE & OPERATION					
42800	Auto allowance	2,871	6,300	6,300	6,300
42900	Uniform allowance	10,420	750	750	750
43050	Repairs-bldgs & grounds	145,361	143,002	143,002	154,988
43060	Utilities	992,503	894,022	894,022	894,022
43080	Rent	-	2,000	2,000	2,000
43110	Contractual services	320,030	284,914	284,914	284,914
44100	Repairs to equipment	20,001	11,200	11,200	11,200
44300	Telephone	7,690	8,813	8,813	8,813
44350	Vehicle maintenance	15,861	-	-	-
44351	Fleet / equip rental charge	-	225,841	225,841	225,841
44400	Janitorial services	26,430	36,100	36,100	-
44450	Postage	75	-	-	-
44550	Travel	766	3,980	3,980	-
44600	Laundry & towel service	91	-	-	-
44650	Training	2,258	6,850	6,850	5,450
44700	Computer software	168	1,000	1,000	1,000
44750	Liability	187,063	199,185	199,185	80,795
44751	Insurance/surety bond premium	-	-	-	53,200
44800	Membership and dues	255	550	550	550
45050	Periodicals & newspapers	40	-	-	-
45150	Furniture & equipment	24,167	-	-	-
45250	Office supplies	4,704	5,500	5,500	5,500
45300	Small tools	7,413	9,250	9,250	10,000
45350	General supplies	236,555	202,686	202,686	238,036
45450	Printing and graphics	151	-	-	-
45502	Fuel-natural gas	577	-	-	-
45503	Fuel - gasoline	231	-	-	-
45504	Fuel - diesel gas	1,737	-	-	-
46000	Depreciation	172,414	-	-	-
46900	Business meetings	12	227	227	227
47000	Miscellaneous	1,655	1,018	1,018	1,018
	Total Maintenance & Operation	2,181,499	2,043,188	2,043,188	1,984,604
CAPITAL OUTLAY					
51000	Capital outlay	107,551	39,000	39,000	-
	Total Capital Outlay	107,551	39,000	39,000	-
TOTAL		\$ 7,165,928	\$ 7,184,562	\$ 7,184,562	\$ 7,161,516

**CITY OF GLENDALE
COMMUNITY SERVICES & PARKS DEPARTMENT
PARKS-PARKS MAINTENANCE
101-602-50020**

		Actual 2008-09	Adopted 2009-10	Revised 2009-10	Adopted 2010-11
SALARIES & BENEFITS					
41100	Salaries	3,157,494	3,502,205	3,502,205	3,494,599
41200	Overtime	378	-	-	-
41300	Hourly wages	123,300	177,855	177,855	177,855
41600-42500	Benefits	922,435	1,028,070	1,028,070	1,093,033
42600-42700	Retirement	369,015	402,244	402,244	419,425
42799	Salary charges out	(8,315)	(8,000)	(8,000)	(8,000)
	Total Salaries & Benefits	4,564,307	5,102,374	5,102,374	5,176,912
MAINTENANCE & OPERATION					
42800	Auto allowance	2,871	6,300	6,300	6,300
42900	Uniform allowance	6,517	750	750	750
43050	Repairs-bldgs & grounds	145,361	143,002	143,002	154,988
43060	Utilities	992,503	894,022	894,022	894,022
43080	Rent	-	2,000	2,000	2,000
43110	Contractual services	307,728	284,914	284,914	284,914
44100	Repairs to equipment	20,001	11,200	11,200	11,200
44300	Telephone	6,990	8,813	8,813	8,813
44350	Vehicle maintenance	15,826	-	-	-
44351	Fleet / equip rental charge	-	225,841	225,841	225,841
44400	Janitorial services	26,430	36,100	36,100	-
44450	Postage	61	-	-	-
44550	Travel	766	3,980	3,980	-
44650	Training	2,258	6,850	6,850	5,450
44700	Computer software	168	1,000	1,000	1,000
44750	Liability	181,715	199,185	199,185	80,795
44751	Insurance/surety bond premium	-	-	-	53,200
44800	Membership and dues	255	550	550	550
45150	Furniture & equipment	24,167	-	-	-
45250	Office supplies	3,979	5,500	5,500	5,500
45300	Small tools	7,413	9,250	9,250	10,000
45350	General supplies	233,153	202,686	202,686	238,036
45450	Printing and graphics	45	-	-	-
45502	Fuel-natural gas	44	-	-	-
45503	Fuel - gasoline	26	-	-	-
45504	Fuel - diesel gas	1,737	-	-	-
46000	Depreciation	172,414	-	-	-
46900	Business meetings	12	227	227	227
47000	Miscellaneous	1,655	1,018	1,018	1,018
	Total Maintenance & Operation	2,154,095	2,043,188	2,043,188	1,984,604
CAPITAL OUTLAY					
51000	Capital outlay	107,551	39,000	39,000	-
	Total Capital Outlay	107,551	39,000	39,000	-
TOTAL		\$ 6,825,953	\$ 7,184,562	\$ 7,184,562	\$ 7,161,516

**CITY OF GLENDALE
COMMUNITY SERVICES & PARKS DEPARTMENT
PARKS-OPEN SPACE & TRAIL
101-602-50021**

		Actual 2008-09	Adopted 2009-10	Revised 2009-10	Adopted 2010-11
SALARIES & BENEFITS					
41100	Salaries	145,853	-	-	-
41200	Overtime	9,295	-	-	-
41300	Hourly wages	84,905	-	-	-
41600-42500	Benefits	52,721	-	-	-
42600-42700	Retirement	19,797	-	-	-
	Total Salaries & Benefits	312,571	-	-	-
MAINTENANCE & OPERATION					
42900	Uniform allowance	3,903	-	-	-
43110	Contractual services	12,303	-	-	-
44300	Telephone	700	-	-	-
44350	Vehicle maintenance	35	-	-	-
44450	Postage	13	-	-	-
44600	Laundry & towel service	91	-	-	-
44750	Liability	5,348	-	-	-
45050	Periodicals & newspapers	40	-	-	-
45250	Office supplies	725	-	-	-
45350	General supplies	3,402	-	-	-
45450	Printing and graphics	106	-	-	-
45502	Fuel-natural gas	533	-	-	-
45503	Fuel - gasoline	205	-	-	-
	Total Maintenance & Operation	27,404	-	-	-
TOTAL		\$ 339,975	\$ -	\$ -	\$ -

**CITY OF GLENDALE
COMMUNITY SERVICES & PARKS DEPARTMENT
RECREATION FACILITIES
101-603**

		Actual 2008-09	Adopted 2009-10	Revised 2009-10	Adopted 2010-11
SALARIES & BENEFITS					
41100	Salaries	529,584	526,166	526,166	536,644
41300	Hourly wages	428,569	476,735	476,735	476,712
41600-42500	Benefits	133,645	136,266	136,266	137,089
42600-42700	Retirement	89,178	83,749	83,749	93,557
	Total Salaries & Benefits	1,180,977	1,222,916	1,222,916	1,244,002
MAINTENANCE & OPERATION					
42800	Auto allowance	878	2,384	2,384	2,634
42900	Uniform allowance	2,190	4,045	4,045	3,890
43050	Repairs-bldgs & grounds	250	250	250	-
43060	Utilities	204	-	-	-
43080	Rent	748	-	-	-
43110	Contractual services	35,422	36,990	36,990	36,990
44100	Repairs to equipment	2,152	5,400	5,400	6,000
44300	Telephone	4,507	4,621	4,621	4,621
44400	Janitorial services	1,249	-	-	-
44450	Postage	503	569	569	622
44650	Training	355	3,000	3,000	3,000
44700	Computer software	363	-	-	-
44750	Liability	24,603	22,516	22,516	22,296
44751	Insurance/surety bond premium	-	-	-	1,610
44800	Membership and dues	1,010	1,625	1,625	1,625
45050	Periodicals & newspapers	-	360	360	1,340
45100	Books	-	300	300	300
45150	Furniture & equipment	13,404	5,600	5,600	5,100
45170	Computer hardware	156	-	-	-
45250	Office supplies	13,685	19,200	19,200	17,100
45300	Small tools	126	100	100	100
45350	General supplies	50,266	46,192	46,192	47,432
45450	Printing and graphics	7,750	12,364	12,364	12,364
46900	Business meetings	-	300	300	300
47000	Miscellaneous	891	1,869	1,869	1,576
	Total Maintenance & Operation	160,712	167,685	167,685	168,900
TOTAL		\$ 1,341,689	\$ 1,390,601	\$ 1,390,601	\$ 1,412,902

**CITY OF GLENDALE
COMMUNITY SERVICES & PARKS DEPARTMENT
RECREATION FACILITIES-BRAND STUDIOS
101-603-50013**

		Actual 2008-09	Adopted 2009-10	Revised 2009-10	Adopted 2010-11
SALARIES & BENEFITS					
41300	Hourly wages	41,766	53,289	53,289	53,299
41600-42500	Benefits	2,352	2,958	2,958	2,958
42600-42700	Retirement	1,182	693	693	3,457
	Total Salaries & Benefits	45,300	56,940	56,940	59,714
MAINTENANCE & OPERATION					
42800	Auto allowance	-	540	540	540
42900	Uniform allowance	368	410	410	410
43080	Rent	521	-	-	-
44300	Telephone	1,200	1,200	1,200	1,200
44450	Postage	-	164	164	164
44750	Liability	1,488	1,172	1,172	1,173
44751	Insurance/surety bond premium	-	-	-	79
45150	Furniture & equipment	9,580	600	600	600
45250	Office supplies	1,277	1,000	1,000	1,000
45350	General supplies	3,178	1,906	1,906	1,900
45450	Printing and graphics	3,644	3,650	3,650	3,650
47000	Miscellaneous	-	101	101	101
	Total Maintenance & Operation	21,255	10,743	10,743	10,817
TOTAL		\$ 66,555	\$ 67,683	\$ 67,683	\$ 70,531

**CITY OF GLENDALE
COMMUNITY SERVICES & PARKS DEPARTMENT
RECREATION FACILITIES-MAPLE PARK COMM CENTER
101-603-50014**

		Actual 2008-09	Adopted 2009-10	Revised 2009-10	Adopted 2010-11
SALARIES & BENEFITS					
41100	Salaries	76,716	77,052	77,052	77,052
41300	Hourly wages	61,811	70,372	70,372	70,372
41600-42500	Benefits	20,669	23,597	23,597	22,951
42600-42700	Retirement	15,840	9,791	9,791	13,557
	Total Salaries & Benefits	175,037	180,812	180,812	183,932
MAINTENANCE & OPERATION					
42900	Uniform allowance	166	940	940	940
43110	Contractual services	9,416	-	-	-
44100	Repairs to equipment	-	900	900	900
44300	Telephone	625	625	625	625
44400	Janitorial services	1,249	-	-	-
44450	Postage	0	100	100	100
44650	Training	150	375	375	375
44700	Computer software	363	-	-	-
44750	Liability	3,826	3,251	3,251	3,244
44751	Insurance/surety bond premium	-	-	-	236
44800	Membership and dues	70	250	250	250
45250	Office supplies	-	4,000	4,000	4,000
45350	General supplies	7,805	9,625	9,625	9,625
45450	Printing and graphics	344	3,200	3,200	3,200
46900	Business meetings	-	300	300	300
47000	Miscellaneous	-	303	303	303
	Total Maintenance & Operation	24,014	23,869	23,869	24,098
TOTAL		\$ 199,051	\$ 204,681	\$ 204,681	\$ 208,030

**CITY OF GLENDALE
COMMUNITY SERVICES & PARKS DEPARTMENT
RECREATION FACILITIES-PACIFIC COMM CENTER
101-603-50015**

		Actual 2008-09	Adopted 2009-10	Revised 2009-10	Adopted 2010-11
SALARIES & BENEFITS					
41100	Salaries	220,162	225,655	225,655	228,796
41300	Hourly wages	82,277	83,743	83,743	83,720
41600-42500	Benefits	45,329	46,764	46,764	47,919
42600-42700	Retirement	32,618	30,848	30,848	32,135
	Total Salaries & Benefits	380,386	387,010	387,010	392,570
MAINTENANCE & OPERATION					
42900	Uniform allowance	551	1,115	1,115	960
43110	Contractual services	250	-	-	-
44100	Repairs to equipment	732	1,000	1,000	1,000
44300	Telephone	1,048	1,048	1,048	1,048
44450	Postage	189	82	82	82
44650	Training	155	1,125	1,125	1,125
44750	Liability	7,522	7,251	7,251	6,876
44751	Insurance/surety bond premium	-	-	-	492
44800	Membership and dues	410	600	600	600
45100	Books	-	300	300	300
45150	Furniture & equipment	1,639	2,000	2,000	2,000
45170	Computer hardware	156	-	-	-
45250	Office supplies	10,642	8,300	8,300	7,100
45350	General supplies	8,844	11,771	11,771	13,000
45450	Printing and graphics	2,150	2,000	2,000	2,000
47000	Miscellaneous	891	1,104	1,104	1,104
	Total Maintenance & Operation	35,180	37,696	37,696	37,687
TOTAL		\$ 415,566	\$ 424,706	\$ 424,706	\$ 430,257

**CITY OF GLENDALE
COMMUNITY SERVICES & PARKS DEPARTMENT
RECREATION FACILITIES-ADULT REC COMM CENTER
101-603-50016**

		Actual 2008-09	Adopted 2009-10	Revised 2009-10	Adopted 2010-11
SALARIES & BENEFITS					
41100	Salaries	127,944	113,221	113,221	118,488
41300	Hourly wages	99,169	117,183	117,183	117,177
41600-42500	Benefits	34,150	30,534	30,534	30,365
42600-42700	Retirement	18,711	23,202	23,202	21,430
	Total Salaries & Benefits	279,973	284,140	284,140	287,460
MAINTENANCE & OPERATION					
42800	Auto allowance	155	200	200	450
42900	Uniform allowance	929	780	780	780
43050	Repairs-bldgs & grounds	250	250	250	-
43080	Rent	227	-	-	-
43110	Contractual services	25,756	36,990	36,990	36,990
44100	Repairs to equipment	15	2,500	2,500	2,500
44300	Telephone	1,200	1,200	1,200	1,200
44450	Postage	168	100	100	100
44650	Training	-	750	750	750
44750	Liability	5,812	5,069	5,069	5,185
44751	Insurance/surety bond premium	-	-	-	409
44800	Membership and dues	260	425	425	425
45050	Periodicals & newspapers	-	-	-	1,080
45150	Furniture & equipment	2,185	3,000	3,000	2,500
45250	Office supplies	807	4,200	4,200	3,600
45300	Small tools	126	-	-	-
45350	General supplies	22,467	14,097	14,097	14,097
45450	Printing and graphics	165	1,014	1,014	1,014
	Total Maintenance & Operation	60,524	70,575	70,575	71,080
TOTAL		\$ 340,497	\$ 354,715	\$ 354,715	\$ 358,540

**CITY OF GLENDALE
COMMUNITY SERVICES & PARKS DEPARTMENT
RECREATION FACILITIES-SPARR HEIGHTS COM CENTER
101-603-50017**

		Actual 2008-09	Adopted 2009-10	Revised 2009-10	Adopted 2010-11
SALARIES & BENEFITS					
41100	Salaries	60,420	60,420	60,420	60,420
41300	Hourly wages	61,400	68,153	68,153	68,149
41600-42500	Benefits	18,504	19,266	19,266	19,511
42600-42700	Retirement	11,564	8,585	8,585	11,474
	Total Salaries & Benefits	151,887	156,424	156,424	159,554
MAINTENANCE & OPERATION					
42800	Auto allowance	660	744	744	744
42900	Uniform allowance	156	460	460	460
43060	Utilities	204	-	-	-
44100	Repairs to equipment	1,405	1,000	1,000	1,600
44300	Telephone	209	213	213	213
44450	Postage	126	123	123	176
44650	Training	-	375	375	375
44750	Liability	3,121	2,829	2,829	2,828
44751	Insurance/surety bond premium	-	-	-	202
44800	Membership and dues	-	175	175	175
45050	Periodicals & newspapers	-	360	360	260
45250	Office supplies	803	1,200	1,200	900
45350	General supplies	6,675	7,050	7,050	7,090
45450	Printing and graphics	1,165	2,500	2,500	2,500
47000	Miscellaneous	-	361	361	68
	Total Maintenance & Operation	14,524	17,390	17,390	17,591
TOTAL		\$ 166,411	\$ 173,814	\$ 173,814	\$ 177,145

**CITY OF GLENDALE
COMMUNITY SERVICES & PARKS DEPARTMENT
RECREATION FACILITIES-VERDUGO SKATE PARK
101-603-50018**

		Actual 2008-09	Adopted 2009-10	Revised 2009-10	Adopted 2010-11
SALARIES & BENEFITS					
41100	Salaries	44,342	49,818	49,818	51,888
41300	Hourly wages	82,147	83,995	83,995	83,995
41600-42500	Benefits	12,641	13,147	13,147	13,385
42600-42700	Retirement	9,263	10,630	10,630	11,504
	Total Salaries & Benefits	148,393	157,590	157,590	160,772
MAINTENANCE & OPERATION					
42800	Auto allowance	63	900	900	900
42900	Uniform allowance	19	340	340	340
44300	Telephone	225	335	335	335
44450	Postage	19	-	-	-
44650	Training	50	375	375	375
44750	Liability	2,834	2,944	2,944	2,990
44751	Insurance/surety bond premium	-	-	-	192
44800	Membership and dues	270	175	175	175
45250	Office supplies	155	500	500	500
45300	Small tools	-	100	100	100
45350	General supplies	1,297	1,743	1,743	1,720
45450	Printing and graphics	281	-	-	-
	Total Maintenance & Operation	5,215	7,412	7,412	7,627
TOTAL		\$ 153,608	\$ 165,002	\$ 165,002	\$ 168,399

**CITY OF GLENDALE
COMMUNITY SERVICES & PARKS DEPARTMENT
RECREATION PROGRAMS & SERVICES
101-604**

		Actual 2008-09	Adopted 2009-10	Revised 2009-10	Adopted 2010-11
SALARIES & BENEFITS					
41100	Salaries	1,019,745	1,276,299	1,276,299	1,240,022
41200	Overtime	2,990	-	-	-
41300	Hourly wages	442,043	545,758	545,758	587,354
41600-42500	Benefits	206,810	302,007	302,007	284,028
42600-42700	Retirement	139,648	160,333	160,333	190,736
	Total Salaries & Benefits	1,811,234	2,284,397	2,284,397	2,302,140
MAINTENANCE & OPERATION					
42800	Auto allowance	7,354	9,516	9,516	10,116
42900	Uniform allowance	4,692	6,845	6,845	9,400
43060	Utilities	2,474	-	-	-
43080	Rent	8,489	11,400	11,400	4,320
43110	Contractual services	152,163	168,600	168,600	134,850
43150	Cost allocation charge	1,635	-	-	-
44100	Repairs to equipment	-	10,000	10,000	10,000
44200	Advertising	4,027	6,000	6,000	6,000
44250	Data communication	-	-	-	1,440
44300	Telephone	12,121	12,821	12,821	13,721
44350	Vehicle maintenance	397	-	-	-
44351	Fleet / equip rental charge	-	5,160	5,160	5,160
44450	Postage	19,642	19,979	19,979	19,460
44550	Travel	-	4,480	4,480	-
44650	Training	546	6,715	6,715	6,715
44700	Computer software	2,695	-	-	-
44750	Liability	43,390	42,580	42,580	46,671
44751	Insurance/surety bond premium	-	-	-	3,934
44800	Membership and dues	1,541	3,275	3,275	3,275
45050	Periodicals & newspapers	4,221	230	230	230
45100	Books	16	425	425	425
45150	Furniture & equipment	42,558	2,000	2,000	2,000
45170	Computer hardware	785	-	-	-
45250	Office supplies	13,577	10,013	10,013	10,920
45300	Small tools	40	-	-	-
45350	General supplies	94,750	192,747	192,747	148,739
45450	Printing and graphics	80,404	85,737	85,737	78,450
46900	Business meetings	1,225	6,732	6,732	6,732
47000	Miscellaneous	10,876	6,666	6,666	6,071
	Total Maintenance & Operation	509,618	611,921	611,921	528,629
TOTAL		\$ 2,320,852	\$ 2,896,318	\$ 2,896,318	\$ 2,830,769

**CITY OF GLENDALE
COMMUNITY SERVICES & PARKS DEPARTMENT
RECREATION PROGRAMS & SERVICES-OPEN SPACE & TRAIL
101-604-50021**

		Actual 2008-09	Adopted 2009-10	Revised 2009-10	Adopted 2010-11
SALARIES & BENEFITS					
41100	Salaries	-	153,499	153,499	152,136
41300	Hourly wages	-	29,616	29,616	44,395
41600-42500	Benefits	-	47,659	47,659	34,880
42600-42700	Retirement	-	17,813	17,813	22,939
	Total Salaries & Benefits	-	248,587	248,587	254,350
MAINTENANCE & OPERATION					
42900	Uniform allowance	-	1,300	1,300	3,525
43080	Rent	-	-	-	3,120
43110	Contractual services	-	-	-	1,350
44300	Telephone	-	700	700	1,600
44351	Fleet / equip rental charge	-	600	600	600
44450	Postage	-	-	-	70
44700	Computer software	15	-	-	-
44750	Liability	-	3,882	3,882	4,324
44751	Insurance/surety bond premium	-	-	-	314
45250	Office supplies	-	481	481	1,200
45350	General supplies	-	16,400	16,400	6,715
45450	Printing and graphics	-	200	200	600
47000	Miscellaneous	-	-	-	122
	Total Maintenance & Operation	15	23,563	23,563	23,540
TOTAL		\$ 15	\$ 272,150	\$ 272,150	\$ 277,890

**CITY OF GLENDALE
COMMUNITY SERVICES & PARKS DEPARTMENT
RECREATION PROGRAMS & SERVICES-RECREATION ADMINISTRATION
101-604-50030**

		Actual 2008-09	Adopted 2009-10	Revised 2009-10	Adopted 2010-11
SALARIES & BENEFITS					
41100	Salaries	353,114	355,733	355,733	342,770
41300	Hourly wages	2,357	-	-	-
41600-42500	Benefits	52,795	53,891	53,891	56,470
42600-42700	Retirement	39,480	40,839	40,839	39,868
	Total Salaries & Benefits	447,746	450,463	450,463	439,108
MAINTENANCE & OPERATION					
42800	Auto allowance	5,562	5,280	5,280	5,400
42900	Uniform allowance	893	4,000	4,000	4,000
43060	Utilities	2,357	-	-	-
43110	Contractual services	14,643	-	-	-
44200	Advertising	1,639	2,000	2,000	2,000
44300	Telephone	2,750	2,750	2,750	2,750
44450	Postage	2,228	451	451	431
44550	Travel	-	2,390	2,390	-
44650	Training	105	2,300	2,300	2,300
44700	Computer software	2,621	-	-	-
44750	Liability	8,117	7,800	7,800	7,541
44751	Insurance/surety bond premium	-	-	-	652
44800	Membership and dues	280	1,000	1,000	1,000
45050	Periodicals & newspapers	-	180	180	180
45100	Books	-	225	225	225
45150	Furniture & equipment	14,046	2,000	2,000	2,000
45170	Computer hardware	676	-	-	-
45250	Office supplies	539	1,840	1,840	1,840
45350	General supplies	11,029	76,429	76,429	57,275
45450	Printing and graphics	1,344	3,087	3,087	2,650
46900	Business meetings	74	2,400	2,400	2,400
47000	Miscellaneous	550	1,801	1,801	1,801
	Total Maintenance & Operation	69,454	115,933	115,933	94,445
TOTAL		\$ 517,200	\$ 566,396	\$ 566,396	\$ 533,553

**CITY OF GLENDALE
COMMUNITY SERVICES & PARKS DEPARTMENT
RECREATION PROGRAMS & SERVICES-LIFE-LONG LEARNING
101-604-50031**

		Actual 2008-09	Adopted 2009-10	Revised 2009-10	Adopted 2010-11
SALARIES & BENEFITS					
41100	Salaries	77,052	128,940	128,940	128,940
41200	Overtime	515	-	-	-
41300	Hourly wages	33,464	46,407	46,407	46,325
41600-42500	Benefits	19,034	34,761	34,761	35,453
42600-42700	Retirement	11,123	15,300	15,300	18,054
	Total Salaries & Benefits	141,188	225,408	225,408	228,772
MAINTENANCE & OPERATION					
42800	Auto allowance	264	200	200	200
42900	Uniform allowance	-	150	150	150
43080	Rent	7,805	10,200	10,200	-
43110	Contractual services	117,745	152,500	152,500	116,500
43150	Cost allocation charge	20	-	-	-
44300	Telephone	450	450	450	450
44450	Postage	16,350	17,369	17,369	17,000
44650	Training	-	375	375	375
44750	Liability	2,786	4,256	4,256	3,856
44751	Insurance/surety bond premium	-	-	-	474
44800	Membership and dues	-	425	425	425
45250	Office supplies	414	600	600	600
45350	General supplies	10,247	13,227	13,227	8,727
45450	Printing and graphics	59,813	52,750	52,750	47,000
46900	Business meetings	23	-	-	-
47000	Miscellaneous	9,552	2,403	2,403	434
	Total Maintenance & Operation	225,469	254,905	254,905	196,191
TOTAL		\$ 366,657	\$ 480,313	\$ 480,313	\$ 424,963

**CITY OF GLENDALE
COMMUNITY SERVICES & PARKS DEPARTMENT
RECREATION PROGRAMS & SERVICES-CITY-WIDE SPORTS
101-604-50032**

		Actual 2008-09	Adopted 2009-10	Revised 2009-10	Adopted 2010-11
SALARIES & BENEFITS					
41100	Salaries	191,788	194,764	194,764	197,892
41200	Overtime	2,005	-	-	-
41300	Hourly wages	178,391	196,552	196,552	196,179
41600-42500	Benefits	42,820	45,876	45,876	48,406
42600-42700	Retirement	24,526	25,797	25,797	35,822
	Total Salaries & Benefits	439,529	462,989	462,989	478,299
MAINTENANCE & OPERATION					
42800	Auto allowance	408	1,876	1,876	1,876
42900	Uniform allowance	64	90	90	90
44100	Repairs to equipment	-	10,000	10,000	10,000
44300	Telephone	3,125	3,125	3,125	3,125
44351	Fleet / equip rental charge	-	360	360	360
44450	Postage	-	82	82	82
44650	Training	361	1,125	1,125	1,125
44700	Computer software	60	-	-	-
44750	Liability	9,242	9,136	9,136	8,669
44751	Insurance/surety bond premium	-	-	-	619
44800	Membership and dues	1,041	775	775	775
45150	Furniture & equipment	22,258	-	-	-
45250	Office supplies	2,431	1,200	1,200	1,200
45350	General supplies	6,981	40,524	40,524	33,041
45450	Printing and graphics	5,437	3,600	3,600	3,600
46900	Business meetings	70	-	-	-
47000	Miscellaneous	-	271	271	271
	Total Maintenance & Operation	51,478	72,164	72,164	64,833
TOTAL		\$ 491,007	\$ 535,153	\$ 535,153	\$ 543,132

**CITY OF GLENDALE
COMMUNITY SERVICES & PARKS DEPARTMENT
RECREATION PROGRAMS & SERVICES-ARTS & CULTURE
101-604-50033**

		Actual 2008-09	Adopted 2009-10	Revised 2009-10	Adopted 2010-11
SALARIES & BENEFITS					
41100	Salaries	-	13,906	13,906	-
41300	Hourly wages	62,826	30,600	30,600	57,375
41600-42500	Benefits	3,532	16,659	16,659	3,185
42600-42700	Retirement	4,264	8,331	8,331	6,697
	Total Salaries & Benefits	70,621	69,496	69,496	67,257
MAINTENANCE & OPERATION					
42900	Uniform allowance	1,544	-	-	-
43110	Contractual services	6,400	-	-	-
43150	Cost allocation charge	1,615	-	-	-
44200	Advertising	2,388	4,000	4,000	4,000
44300	Telephone	216	216	216	216
44450	Postage	693	900	900	900
44550	Travel	-	1,370	1,370	-
44650	Training	-	240	240	240
44750	Liability	2,412	2,079	2,079	1,262
44751	Insurance/surety bond premium	-	-	-	103
44800	Membership and dues	-	300	300	300
45050	Periodicals & newspapers	4,221	50	50	50
45100	Books	-	200	200	200
45250	Office supplies	374	200	200	200
45350	General supplies	3,884	1,772	1,772	1,800
45450	Printing and graphics	10,743	7,800	7,800	7,800
46900	Business meetings	318	200	200	200
47000	Miscellaneous	774	1,450	1,450	1,422
	Total Maintenance & Operation	35,580	20,777	20,777	18,693
TOTAL		\$ 106,201	\$ 90,273	\$ 90,273	\$ 85,950

**CITY OF GLENDALE
COMMUNITY SERVICES & PARKS DEPARTMENT
RECREATION PROGRAMS & SERVICES-YOUTH OUTREACH
101-604-50034**

		Actual 2008-09	Adopted 2009-10	Revised 2009-10	Adopted 2010-11
SALARIES & BENEFITS					
41100	Salaries	125,772	179,143	179,143	176,476
41200	Overtime	199	-	-	-
41300	Hourly wages	3,912	15,392	15,392	15,930
41600-42500	Benefits	31,249	48,590	48,590	46,335
42600-42700	Retirement	15,843	20,913	20,913	22,457
	Total Salaries & Benefits	176,976	264,038	264,038	261,198
MAINTENANCE & OPERATION					
42800	Auto allowance	694	360	360	360
42900	Uniform allowance	929	150	150	150
43060	Utilities	117	-	-	-
44250	Data communication	-	-	-	1,440
44300	Telephone	2,220	2,220	2,220	2,220
44450	Postage	138	82	82	88
44650	Training	-	775	775	775
44750	Liability	2,838	4,469	4,469	4,232
44751	Insurance/surety bond premium	-	-	-	339
45100	Books	16	-	-	-
45150	Furniture & equipment	6,048	-	-	-
45170	Computer hardware	108	-	-	-
45250	Office supplies	6,087	1,612	1,612	1,200
45350	General supplies	6,633	3,200	3,200	3,200
45450	Printing and graphics	2,200	13,000	13,000	12,000
46900	Business meetings	340	4,000	4,000	4,000
47000	Miscellaneous	-	151	151	115
	Total Maintenance & Operation	28,369	30,019	30,019	30,119
TOTAL		\$ 205,345	\$ 294,057	\$ 294,057	\$ 291,317

**CITY OF GLENDALE
COMMUNITY SERVICES & PARKS DEPARTMENT
RECREATION PROGRAMS & SERVICES-YOUTH PROGRAMS
101-604-50035**

		Actual 2008-09	Adopted 2009-10	Revised 2009-10	Adopted 2010-11
SALARIES & BENEFITS					
41100	Salaries	104,804	55,798	55,798	58,924
41300	Hourly wages	103,973	122,550	122,550	122,509
41600-42500	Benefits	23,107	11,400	11,400	11,598
42600-42700	Retirement	17,383	7,797	7,797	14,824
	Total Salaries & Benefits	249,267	197,545	197,545	207,855
MAINTENANCE & OPERATION					
42800	Auto allowance	40	900	900	900
42900	Uniform allowance	332	815	815	815
43080	Rent	684	1,200	1,200	1,200
43110	Contractual services	916	1,600	1,600	2,500
44300	Telephone	1,000	1,000	1,000	1,000
44350	Vehicle maintenance	397	-	-	-
44351	Fleet / equip rental charge	-	4,200	4,200	4,200
44450	Postage	94	603	603	589
44650	Training	80	775	775	775
44750	Liability	5,136	4,376	4,376	3,990
44751	Insurance/surety bond premium	-	-	-	260
44800	Membership and dues	135	175	175	175
45250	Office supplies	486	1,980	1,980	1,980
45350	General supplies	13,576	10,913	10,913	10,000
45450	Printing and graphics	628	1,400	1,400	1,400
46900	Business meetings	-	132	132	132
47000	Miscellaneous	-	201	201	201
	Total Maintenance & Operation	23,504	30,270	30,270	30,117
TOTAL		\$ 272,771	\$ 227,815	\$ 227,815	\$ 237,972

**CITY OF GLENDALE
COMMUNITY SERVICES & PARKS DEPARTMENT
RECREATION PROGRAMS & SERVICES-CLUB MAPLE
101-604-50036**

		Actual 2008-09	Adopted 2009-10	Revised 2009-10	Adopted 2010-11
SALARIES & BENEFITS					
41100	Salaries	67,176	67,176	67,176	52,800
41200	Overtime	270	-	-	-
41300	Hourly wages	26,209	37,443	37,443	37,443
41600-42500	Benefits	10,184	11,079	11,079	15,963
42600-42700	Retirement	9,926	8,225	8,225	10,533
	Total Salaries & Benefits	113,765	123,923	123,923	116,739
MAINTENANCE & OPERATION					
42800	Auto allowance	225	180	180	180
42900	Uniform allowance	929	190	190	190
43110	Contractual services	1,384	3,000	3,000	3,000
44300	Telephone	2,000	2,000	2,000	2,000
44650	Training	-	375	375	375
44750	Liability	2,299	2,302	2,302	1,986
44751	Insurance/surety bond premium	-	-	-	167
44800	Membership and dues	-	175	175	175
45250	Office supplies	2,291	1,500	1,500	1,500
45350	General supplies	9,511	9,230	9,230	9,230
45450	Printing and graphics	195	900	900	900
46900	Business meetings	399	-	-	-
47000	Miscellaneous	-	198	198	198
	Total Maintenance & Operation	19,233	20,050	20,050	19,901
TOTAL		\$ 132,998	\$ 143,973	\$ 143,973	\$ 136,640

**CITY OF GLENDALE
COMMUNITY SERVICES & PARKS DEPARTMENT
RECREATION PROGRAMS & SERVICES-SENIOR PROGRAMS
101-604-50037**

		Actual 2008-09	Adopted 2009-10	Revised 2009-10	Adopted 2010-11
SALARIES & BENEFITS					
41100	Salaries	100,040	127,340	127,340	130,084
41300	Hourly wages	30,911	67,198	67,198	67,198
41600-42500	Benefits	24,088	32,092	32,092	31,738
42600-42700	Retirement	17,103	15,318	15,318	19,542
	Total Salaries & Benefits	172,142	241,948	241,948	248,562
MAINTENANCE & OPERATION					
42800	Auto allowance	161	720	720	1,200
42900	Uniform allowance	-	150	150	480
43110	Contractual services	11,076	11,500	11,500	11,500
44300	Telephone	360	360	360	360
44450	Postage	139	492	492	300
44550	Travel	-	720	720	-
44650	Training	-	750	750	750
44750	Liability	10,560	4,280	4,280	10,811
44751	Insurance/surety bond premium	-	-	-	1,006
44800	Membership and dues	85	425	425	425
45150	Furniture & equipment	206	-	-	-
45250	Office supplies	956	600	600	1,200
45300	Small tools	40	-	-	-
45350	General supplies	32,889	21,052	21,052	18,751
45450	Printing and graphics	45	3,000	3,000	2,500
47000	Miscellaneous	-	191	191	1,507
	Total Maintenance & Operation	56,516	44,240	44,240	50,790
TOTAL		\$ 228,658	\$ 286,188	\$ 286,188	\$ 299,352

**CITY OF GLENDALE
COMMUNITY SERVICES & PARKS DEPARTMENT
YOUTH EMPLOYMENT
101-601**

		Actual 2008-09	Adopted 2009-10	Revised 2009-10	Adopted 2010-11
SALARIES & BENEFITS					
41100	Salaries	283,167	580,184	571,684	606,808
41200	Overtime	1,499	8,220	8,220	8,220
41300	Hourly wages	775,408	975,298	950,798	984,900
41600-42500	Benefits	71,397	121,800	121,800	132,173
42600-42700	Retirement	84,690	134,511	134,511	132,202
	Total Salaries & Benefits	1,216,161	1,820,013	1,787,013	1,864,303
MAINTENANCE & OPERATION					
42800	Auto allowance	988	200	200	1,450
43080	Rent	21,638	30,000	30,000	30,000
43110	Contractual services	13,000	21,000	21,000	21,000
43150	Cost allocation charge	3,000	-	-	-
44200	Advertising	968	600	600	600
44300	Telephone	661	350	350	350
44350	Vehicle maintenance	29	-	-	-
44351	Fleet / equip rental charge	-	9,054	9,054	9,054
44352	ISD service charge	-	-	-	40,117
44450	Postage	1,938	1,000	1,000	1,000
44550	Travel	402	-	-	-
44650	Training	3,205	1,200	1,200	1,200
44700	Computer software	1,724	-	-	-
44750	Liability	38,978	30,329	30,329	35,298
44751	Insurance/surety bond premium	-	-	-	2,251
44800	Membership and dues	415	350	350	350
45150	Furniture & equipment	14,199	3,000	27,500	3,000
45170	Computer hardware	6,570	5,000	5,000	5,000
45250	Office supplies	7,979	7,215	7,215	7,215
45350	General supplies	30,097	12,129	20,629	12,129
45450	Printing and graphics	205	-	-	-
46000	Depreciation	5,106	-	-	-
47000	Miscellaneous	3,777	2,001	2,001	2,101
	Total Maintenance & Operation	154,878	123,428	156,428	172,115
TOTAL		\$ 1,371,039	\$ 1,943,441	\$ 1,943,441	\$ 2,036,418

**CITY OF GLENDALE
COMMUNITY SERVICES & PARKS DEPARTMENT
YOUTH EMPLOYMENT-GENERAL FUND PROGRAM
101-824-00000**

		Actual 2008-09	Adopted 2009-10	Revised 2009-10	Adopted 2010-11
SALARIES & BENEFITS					
41100	Salaries	102,697	106,808	106,808	122,516
41600-42500	Benefits	15,267	20,035	20,035	21,954
42600-42700	Retirement	10,851	12,879	12,879	14,829
	Total Salaries & Benefits	128,814	139,722	139,722	159,299
MAINTENANCE & OPERATION					
42800	Auto allowance	225	-	-	-
43110	Contractual services	11,848	-	-	-
43150	Cost allocation charge	945	-	-	-
44200	Advertising	518	-	-	-
44300	Telephone	436	-	-	-
44351	Fleet / equip rental charge	-	9,054	9,054	9,054
44352	ISD service charge	-	-	-	10,030
44450	Postage	1,606	-	-	-
44650	Training	1,690	-	-	-
44750	Liability	5,914	2,460	2,460	2,795
44751	Insurance/surety bond premium	-	-	-	165
45250	Office supplies	6,373	-	-	-
45350	General supplies	5,426	-	-	-
45450	Printing and graphics	50	-	-	-
46000	Depreciation	5,106	-	-	-
47000	Miscellaneous	242	-	-	-
	Total Maintenance & Operation	40,378	11,514	11,514	22,044
TOTAL		\$ 169,192	\$ 151,236	\$ 151,236	\$ 181,343

**CITY OF GLENDALE
COMMUNITY SERVICES & PARKS DEPARTMENT
YOUTH EMPLOYMENT-GYA GREAT
101-824-10060**

		Actual 2008-09	Adopted 2009-10	Revised 2009-10	Adopted 2010-11
SALARIES & BENEFITS					
41200	Overtime	1,330	7,040	7,040	7,040
41300	Hourly wages	281,713	603,900	603,900	603,900
41600-42500	Benefits	7,463	12,830	12,830	15,579
42600-42700	Retirement	19,369	45,402	45,402	39,626
	Total Salaries & Benefits	309,875	669,172	669,172	666,145
MAINTENANCE & OPERATION					
44352	ISD service charge	-	-	-	10,029
44750	Liability	17,139	12,718	12,718	13,441
44751	Insurance/surety bond premium	-	-	-	799
47000	Miscellaneous	-	601	601	601
	Total Maintenance & Operation	17,139	13,319	13,319	24,870
TOTAL		\$ 327,014	\$ 682,491	\$ 682,491	\$ 691,015

**CITY OF GLENDALE
COMMUNITY SERVICES & PARKS DEPARTMENT
YOUTH EMPLOYMENT-GYA GRANT
101-824-10410**

		Actual 2008-09	Adopted 2009-10	Revised 2009-10	Adopted 2010-11
SALARIES & BENEFITS					
41100	Salaries	158,807	425,840	417,340	484,292
41300	Hourly wages	154,096	21,721	21,721	55,000
41600-42500	Benefits	36,413	72,405	72,405	86,147
42600-42700	Retirement	27,241	48,759	48,759	60,675
	Total Salaries & Benefits	376,556	568,725	560,225	686,114
MAINTENANCE & OPERATION					
42800	Auto allowance	439	-	-	-
43110	Contractual services	1,152	6,000	6,000	6,000
44300	Telephone	225	350	350	350
44650	Training	45	-	-	-
44750	Liability	7,260	7,789	7,789	11,864
44751	Insurance/surety bond premium	-	-	-	684
44800	Membership and dues	20	-	-	-
45170	Computer hardware	-	1,000	1,000	1,000
45250	Office supplies	-	2,215	2,215	2,215
45350	General supplies	11,573	3,129	11,629	3,129
47000	Miscellaneous	2,812	700	700	700
	Total Maintenance & Operation	23,526	21,183	29,683	25,942
TOTAL		\$ 400,082	\$ 589,908	\$ 589,908	\$ 712,056

**CITY OF GLENDALE
COMMUNITY SERVICES & PARKS DEPARTMENT
YOUTH EMPLOYMENT-GYA GYEP
101-824-10470**

		Actual 2008-09	Adopted 2009-10	Revised 2009-10	Adopted 2010-11
SALARIES & BENEFITS					
41200	Overtime	170	1,180	1,180	1,180
41300	Hourly wages	117,892	198,000	198,000	198,000
41600-42500	Benefits	3,254	4,182	4,182	5,079
42600-42700	Retirement	14,571	12,699	12,699	12,919
	Total Salaries & Benefits	135,886	216,061	216,061	217,178
MAINTENANCE & OPERATION					
44352	ISD service charge	-	-	-	10,029
44750	Liability	5,334	3,983	3,983	4,382
44751	Insurance/surety bond premium	-	-	-	258
47000	Miscellaneous	9	300	300	300
	Total Maintenance & Operation	5,343	4,283	4,283	14,969
TOTAL		\$ 141,228	\$ 220,344	\$ 220,344	\$ 232,147

**CITY OF GLENDALE
COMMUNITY SERVICES & PARKS DEPARTMENT
YOUTH EMPLOYMENT-GYA SUMMER BRUSH PROGRAM
101-824-10610**

		Actual 2008-09	Adopted 2009-10	Revised 2009-10	Adopted 2010-11
SALARIES & BENEFITS					
41100	Salaries	21,663	47,536	47,536	-
41300	Hourly wages	212,144	125,000	100,500	100,000
41600-42500	Benefits	8,757	11,787	11,787	2,700
42600-42700	Retirement	12,658	12,875	12,875	2,337
	Total Salaries & Benefits	255,222	197,198	172,698	105,037
MAINTENANCE & OPERATION					
42800	Auto allowance	323	200	200	1,450
43080	Rent	21,638	30,000	30,000	30,000
43110	Contractual services	-	15,000	15,000	15,000
43150	Cost allocation charge	2,055	-	-	-
44200	Advertising	450	600	600	600
44350	Vehicle maintenance	29	-	-	-
44352	ISD service charge	-	-	-	10,029
44450	Postage	332	1,000	1,000	1,000
44550	Travel	402	-	-	-
44650	Training	1,470	1,200	1,200	1,200
44700	Computer software	1,724	-	-	-
44750	Liability	2,815	2,815	2,815	2,200
44751	Insurance/surety bond premium	-	-	-	310
44800	Membership and dues	395	350	350	350
45150	Furniture & equipment	14,199	3,000	27,500	3,000
45170	Computer hardware	6,570	4,000	4,000	4,000
45250	Office supplies	1,606	5,000	5,000	5,000
45350	General supplies	13,099	9,000	9,000	9,000
45450	Printing and graphics	155	-	-	-
47000	Miscellaneous	714	200	200	300
	Total Maintenance & Operation	67,976	72,365	96,865	83,439
TOTAL		\$ 323,199	\$ 269,563	\$ 269,563	\$ 188,476

**CITY OF GLENDALE
COMMUNITY SERVICES & PARKS DEPARTMENT
YOUTH EMPLOYMENT-GYA PROGRAM COORDINATION
101-824-10620**

		Actual 2008-09	Adopted 2009-10	Revised 2009-10	Adopted 2010-11
SALARIES & BENEFITS					
41300	Hourly wages	5,068	16,005	16,005	20,000
41600-42500	Benefits	129	336	336	510
42600-42700	Retirement	-	1,205	1,205	1,297
	Total Salaries & Benefits	5,197	17,546	17,546	21,807
MAINTENANCE & OPERATION					
44750	Liability	310	339	339	440
44751	Insurance/surety bond premium	-	-	-	21
47000	Miscellaneous	-	100	100	100
	Total Maintenance & Operation	310	439	439	561
TOTAL		\$ 5,507	\$ 17,985	\$ 17,985	\$ 22,368

**CITY OF GLENDALE
COMMUNITY SERVICES & PARKS DEPARTMENT
YOUTH EMPLOYMENT-GYA STAFF DEVELOPMENT
101-824-10630**

		Actual 2008-09	Adopted 2009-10	Revised 2009-10	Adopted 2010-11
SALARIES & BENEFITS					
41300	Hourly wages	4,496	10,672	10,672	8,000
41600-42500	Benefits	115	225	225	204
42600-42700	Retirement	-	692	692	519
	Total Salaries & Benefits	4,611	11,589	11,589	8,723
MAINTENANCE & OPERATION					
44750	Liability	206	225	225	176
44751	Insurance/surety bond premium	-	-	-	14
47000	Miscellaneous	-	100	100	100
	Total Maintenance & Operation	206	325	325	290
TOTAL		\$ 4,817	\$ 11,914	\$ 11,914	\$ 9,013

**CITY OF GLENDALE
COMMUNITY SERVICES & PARKS DEPARTMENT
CDBG ADMINISTRATION
201-605**

		Actual 2008-09	Adopted 2009-10	Revised 2009-10	Adopted 2010-11
SALARIES & BENEFITS					
41100	Salaries	-	-	-	470,892
41300	Hourly wages	-	-	-	21,000
41600-42500	Benefits	-	-	-	85,155
42600-42700	Retirement	-	-	-	55,961
	Total Salaries & Benefits	-	-	-	633,008
MAINTENANCE & OPERATION					
42800	Auto allowance	-	-	-	3,696
43080	Rent	-	-	-	18,348
43110	Contractual services	-	-	-	8,000
44200	Advertising	-	-	-	6,000
44300	Telephone	-	-	-	3,000
44450	Postage	-	-	-	5,000
44700	Computer software	-	-	-	1,000
44750	Liability	-	-	-	12,297
44751	Insurance/surety bond premium	-	-	-	1,751
45150	Furniture & equipment	-	-	-	5,000
45170	Computer hardware	-	-	-	5,000
45250	Office supplies	-	-	-	6,200
45450	Printing and graphics	-	-	-	1,200
46900	Business meetings	-	-	-	1,000
47000	Miscellaneous	-	-	-	1,500
	Total Maintenance & Operation	-	-	-	78,992
TOTAL		\$ -	\$ -	\$ -	\$ 712,000

**CITY OF GLENDALE
COMMUNITY SERVICES & PARKS DEPARTMENT
CDBG ADMINISTRATION
201-861**

		Actual 2008-09	Adopted 2009-10	Revised 2009-10	Adopted 2010-11
SALARIES & BENEFITS					
41100	Salaries	450,258	433,094	433,094	-
41200	Overtime	120	-	-	-
41300	Hourly wages	10,410	4,414	23,863	-
41600-42500	Benefits	84,056	82,530	82,530	-
42600-42700	Retirement	50,291	50,397	50,397	-
	Total Salaries & Benefits	595,134	570,435	589,884	-
MAINTENANCE & OPERATION					
42800	Auto allowance	4,578	5,400	5,400	-
43080	Rent	18,348	18,348	18,348	-
43110	Contractual services	5,721	3,000	3,000	-
43150	Cost allocation charge	115	-	-	-
44100	Repairs to equipment	112	-	-	-
44120	Repairs to office equip	15	-	-	-
44200	Advertising	5,942	6,000	6,000	-
44300	Telephone	5,858	3,000	3,000	-
44450	Postage	4,810	4,000	4,000	-
44650	Training	158	-	-	-
44700	Computer software	486	500	500	-
44750	Liability	10,734	11,738	11,738	-
44800	Membership and dues	644	-	-	-
45150	Furniture & equipment	1,606	1,000	1,000	-
45170	Computer hardware	-	1,500	1,500	-
45250	Office supplies	10,568	11,379	11,379	-
45450	Printing and graphics	1,870	1,200	1,200	-
46900	Business meetings	99	1,000	1,000	-
47000	Miscellaneous	1,701	1,500	1,500	-
	Total Maintenance & Operation	73,366	69,565	69,565	-
TOTAL		\$ 668,500	\$ 640,000	\$ 659,449	\$ -

**CITY OF GLENDALE
COMMUNITY SERVICES & PARKS DEPARTMENT
CDBG FUND-COMMUNITY DEVELOPMENT PROJECTS
201-801**

		Actual 2008-09	Adopted 2009-10	Revised 2009-10	Adopted 2010-11
SALARIES & BENEFITS					
41100	Salaries	53,642	70,182	(14,617)	10,242
41300	Hourly wages	47,651	35,000	35,000	104,600
41600-42500	Benefits	9,706	12,400	12,400	4,554
42600-42700	Retirement	6,613	12,116	12,116	13,404
	Total Salaries & Benefits	117,612	129,698	44,899	132,800
MAINTENANCE & OPERATION					
43110	Contractual services	20,150	-	-	-
43112	Direct assistance	1,168,265	652,906	881,785	908,462
44200	Advertising	285	-	-	-
44750	Liability	1,534	2,314	2,314	2,871
44800	Membership and dues	570	-	-	-
45100	Books	2,694	-	-	-
45350	General supplies	3,551	-	-	-
47040	Interest on loan	46,960	39,000	39,000	28,268
47100	Principal	410,000	210,000	106,936	220,000
49000	Unallocated	-	98,226	-	-
	Total Maintenance & Operation	1,654,009	1,002,446	1,030,035	1,159,601
CAPITAL PROJECTS					
51150	Buildings and structures	(3,076)	-	-	-
51200	Other improvements	2,300	-	-	-
52100	Construction	413,863	1,519,752	1,470,742	1,368,065
	Total Capital Projects	413,088	1,519,752	1,470,742	1,368,065
TOTAL		\$ 2,184,709	\$ 2,651,896	\$ 2,545,676	\$ 2,660,466

**CITY OF GLENDALE
COMMUNITY SERVICES & PARKS DEPARTMENT
COMMUNITY DEVELOPMENT PROJECTS (201-801)**

PROJECT	Project Number	Account 41000	Account 43000	Account 55000	FY 2010-11 Total
The Zone Academy - The Salvation Army	G611101		15,000		15,000
Multi-Cultural Program (and ESL Classes) - GAR	G611102		10,000		10,000
Fair Housing Program- The Housing Rights Center	G611103		8,000		8,000
Community Outreach Project - Armenian Relief Society of Western USA, Inc.	G611104		61,000		61,000
Youth Employment Program - Glendale Youth Alliance	G611105		79,300		79,300
Transitional Housing Project for Homeless Women & Children - DOH	G611106		20,000		20,000
Glendale Housing NOW-PATH Ventures	G611107		10,000		10,000
After School Tutoring-Homenetmen Glendale Ararat Chapter	G611108		16,000		16,000
"Create Freedom and Awareness" Youth Transformation Seminar - ARK Family Center	G611109		12,000		12,000
After-School Program- New Horizons Family Center	G611110		49,000		49,000
Intervention/Prevention Counseling Program- CASPS	G611111		28,000		28,000
Homeless Community Outreach & Assessment- PATH Achieve Glendale	G611112		34,000		34,000
Loaves & Fishes Homeless Prevention-Catholic Charities of Los Angeles	G611113		42,000		42,000
After School Program - Club JAM	G611117		36,000		36,000
Center for Mission and Community Development-Glendale Adventist Hospital	G611118		115,000		115,000
Homenetmen Roof Repair-Homenetmen Glendale Ararat Chapter	G611119		40,920		40,920
Safe & Security at Homenetmen Center-Homenetmen	G611120		46,754		46,754
Energy Efficiency Window Replacement Project-Door of Hope	G611121		95,568		95,568
Parking Lot & Traffic Improvement Project-NLS of LA County	G611122		81,591		81,591
Children's Village "Nuestra Casa" - New Horizons Family Center	G611123		40,000		40,000
Bookmobile Program	G611201	9,000	3,000		12,000
Senior Services Program	G611202	22,000	-		22,000
Glendale Police Activities League (PAL)	G611203	18,000	13,000		31,000
STAR Youth Program	G611204	17,800	1,200		19,000
Youth & Family Services Program	G611205	16,000			16,000
Rosie Goes To Wall Street	G611206	10,000	4,000		14,000
Maryland Mini-Park and Neighborhood Park Expansion	G611303	40,000	50,000	1,368,065	1,458,065
Section 108 Loan Repayment	G611312		248,268		248,268
	Total	\$132,800	\$1,159,601	\$1,368,065	\$2,660,466

**CITY OF GLENDALE
COMMUNITY SERVICES & PARKS DEPARTMENT
CDBG FUND-NEIGHBORHOOD SERVICES
201-820**

		Actual 2008-09	Adopted 2009-10	Revised 2009-10	Adopted 2010-11
SALARIES & BENEFITS					
41100	Salaries	241,775	263,206	263,206	284,196
41200	Overtime	266	-	-	-
41300	Hourly wages	44,810	19,590	19,590	-
41600-42500	Benefits	53,879	48,278	48,278	51,009
42600-42700	Retirement	28,975	31,497	31,497	32,905
	Total Salaries & Benefits	369,704	362,571	362,571	368,110
MAINTENANCE & OPERATION					
42800	Auto allowance	5,524	5,805	5,805	9,840
43080	Rent	13,104	13,104	13,104	13,104
44100	Repairs to equipment	-	500	500	5,419
44300	Telephone	2,579	2,600	2,600	2,600
44450	Postage	-	1,200	1,200	6,119
44550	Travel	-	1,330	1,330	-
44650	Training	-	550	550	550
44750	Liability	6,428	5,585	5,585	7,105
44751	Insurance/surety bond premium	-	-	-	462
44800	Membership and dues	-	100	100	100
45250	Office supplies	2,640	4,469	4,469	4,595
45350	General supplies	-	500	500	500
47000	Miscellaneous	-	1,686	1,686	1,496
	Total Maintenance & Operation	30,275	37,429	37,429	51,890
TOTAL		\$ 399,979	\$ 400,000	\$ 400,000	\$ 420,000

**CITY OF GLENDALE
COMMUNITY SERVICES & PARKS DEPARTMENT
SUPPORTIVE HOUSING GRANT FUND
204-801**

		Actual 2008-09	Adopted 2009-10	Revised 2009-10	Adopted 2010-11
SALARIES & BENEFITS					
41100	Salaries	86,314	107,046	107,046	64,645
41200	Overtime	977	-	-	-
41300	Hourly wages	42,332	91,520	91,520	-
41600-42500	Benefits	19,774	27,756	27,756	14,423
42600-42700	Retirement	10,582	13,522	13,522	7,545
	Total Salaries & Benefits	159,978	239,844	239,844	86,613
MAINTENANCE & OPERATION					
43110	Contractual services	1,871	-	-	-
43112	Direct assistance	1,532,062	1,971,627	1,971,627	2,105,967
44750	Liability	2,593	4,369	4,369	1,615
44751	Insurance/surety bond premium	-	-	-	140
45250	Office supplies	2,582	-	-	-
47000	Miscellaneous	100	-	-	-
	Total Maintenance & Operation	1,539,207	1,975,996	1,975,996	2,107,722
TOTAL		\$ 1,699,185	\$ 2,215,840	\$ 2,215,840	\$ 2,194,335

**CITY OF GLENDALE
COMMUNITY SERVICES & PARKS DEPARTMENT
SUPPORTIVE HOUSING-PROGRAMS
204-801-00000**

		Actual 2008-09	Adopted 2009-10	Revised 2009-10	Adopted 2010-11
SALARIES & BENEFITS					
41100	Salaries	42,948	34,248	34,248	-
41200	Overtime	977	-	-	-
41300	Hourly wages	42,332	91,520	91,520	-
41600-42500	Benefits	11,838	11,237	11,237	-
42600-42700	Retirement	5,551	5,136	5,136	-
	Total Salaries & Benefits	103,645	142,141	142,141	-
MAINTENANCE & OPERATION					
43110	Contractual services	1,871	-	-	-
43112	Direct assistance	1,513,610	1,927,932	1,927,932	2,065,967
44750	Liability	1,725	2,767	2,767	-
44751	Insurance/surety bond premium	-	-	-	25
45250	Office supplies	2,582	-	-	-
47000	Miscellaneous	100	-	-	-
	Total Maintenance & Operation	1,519,888	1,930,699	1,930,699	2,065,992
TOTAL		\$ 1,623,533	\$ 2,072,840	\$ 2,072,840	\$ 2,065,992

**CITY OF GLENDALE
COMMUNITY SERVICES & PARKS DEPARTMENT
SUPPORTIVE HOUSING-ADMINISTRATION
204-801-10080**

		Actual 2008-09	Adopted 2009-10	Revised 2009-10	Adopted 2010-11
SALARIES & BENEFITS					
41100	Salaries	43,366	72,798	72,798	64,645
41600-42500	Benefits	7,935	16,519	16,519	14,423
42600-42700	Retirement	5,032	8,386	8,386	7,545
	Total Salaries & Benefits	56,333	97,703	97,703	86,613
MAINTENANCE & OPERATION					
43112	Direct assistance	18,451	43,695	43,695	40,000
44750	Liability	868	1,602	1,602	1,615
44751	Insurance/surety bond premium	-	-	-	115
	Total Maintenance & Operation	19,319	45,297	45,297	41,730
TOTAL		\$ 75,652	\$ 143,000	\$ 143,000	\$ 128,343

**CITY OF GLENDALE
COMMUNITY SERVICES & PARKS DEPARTMENT
EMERGENCY SHELTER GRANT FUND
205-801**

		Actual 2008-09	Adopted 2009-10	Revised 2009-10	Adopted 2010-11
MAINTENANCE & OPERATION					
43112	Direct assistance	156,143	144,393	144,393	143,776
	Total Maintenance & Operation	156,143	144,393	144,393	143,776
TOTAL		\$ 156,143	\$ 144,393	\$ 144,393	\$ 143,776

EMERGENCY SHELTER GRANT PROJECTS

PROJECT	Project Number	Account 43000	FY 2010-11 Total
Emergency Housing Program-PATH Achieve Glendale	G611701	91,824	91,824
Loaves & Fishes Homeless Prevention-Catholic Charities of Los Angeles Inc.	G611702	31,179	31,179
Sunrise Village Emergency Shelter-YWCA of Glendale	G611703	12,309	12,309
Hamilton Court Transitional Housing Program-Door of Hope	G611704	8,464	8,464
Total		\$ 143,776	\$ 143,776

**CITY OF GLENDALE
COMMUNITY SERVICES & PARKS DEPARTMENT
WIA ADMINISTRATION
206-861**

		Actual 2008-09	Adopted 2009-10	Revised 2009-10	Adopted 2010-11
SALARIES & BENEFITS					
41100	Salaries	187,750	309,647	379,598	292,689
41300	Hourly wages	23,449	35,119	35,119	58,282
41600-42500	Benefits	33,483	56,720	56,720	53,642
42600-42700	Retirement	21,772	36,804	36,804	36,385
	Total Salaries & Benefits	266,455	438,290	508,241	440,998
MAINTENANCE & OPERATION					
42800	Auto allowance	1,089	1,704	1,704	1,644
43110	Contractual services	4,000	8,600	8,600	8,700
44120	Repairs to office equip	251	-	-	-
44200	Advertising	1,001	3,700	3,700	6,000
44300	Telephone	12,999	6,445	6,445	6,012
44450	Postage	264	1,300	1,300	1,200
44550	Travel	394	7,250	7,250	5,100
44650	Training	-	2,175	2,175	2,150
44700	Computer software	-	1,615	1,615	3,690
44750	Liability	4,874	8,300	14,160	8,774
44751	Insurance/surety bond premium	-	-	-	557
44800	Membership and dues	5,230	4,900	4,900	4,323
45050	Periodicals & newspapers	-	986	986	560
45100	Books	-	200	200	100
45170	Computer hardware	-	3,000	3,000	2,000
45250	Office supplies	1,238	7,295	7,295	6,785
45400	Reports & publications	-	1,000	1,000	500
45450	Printing and graphics	10	4,500	4,500	300
46900	Business meetings	224	1,200	1,200	1,377
47000	Miscellaneous	1,262	1,500	1,500	1,823
49050	Charges-other depts	(134,446)	-	-	-
	Total Maintenance & Operation	(101,611)	65,670	71,530	61,595
TOTAL		\$ 164,844	\$ 503,960	\$ 579,771	\$ 502,593

**CITY OF GLENDALE
COMMUNITY SERVICES & PARKS DEPARTMENT
WIA VERDUGO JOBS CENTER
206-862**

		Actual 2008-09	Adopted 2009-10	Revised 2009-10	Adopted 2010-11
SALARIES & BENEFITS					
41100	Salaries	1,193,720	1,472,328	1,859,302	1,293,112
41300	Hourly wages	382,562	509,875	509,875	743,752
41600-42500	Benefits	160,380	222,014	222,014	227,839
42600-42700	Retirement	161,215	208,576	208,576	198,131
	Total Salaries & Benefits	1,897,878	2,412,793	2,799,767	2,462,834
MAINTENANCE & OPERATION					
42800	Auto allowance	1,488	2,100	2,100	2,100
43050	Repairs-bldgs & grounds	40	500	500	500
43060	Utilities	77,178	69,000	69,000	69,000
43080	Rent	178,895	335,000	335,000	345,000
43110	Contractual services	45,160	35,000	35,000	48,000
43112	Direct assistance	494,112	112,564	497,553	366,793
44120	Repairs to office equip	745	200	200	250
44200	Advertising	1,025	5,672	5,672	6,000
44300	Telephone	1,804	8,000	8,000	8,000
44400	Janitorial services	6,976	9,700	9,700	11,600
44450	Postage	1,310	9,845	9,845	10,000
44550	Travel	4,742	7,400	7,400	5,000
44600	Laundry & towel service	-	200	200	200
44650	Training	2,495	2,800	2,800	2,400
44700	Computer software	4,182	6,800	6,800	9,600
44750	Liability	30,206	47,796	54,436	50,921
44751	Insurance/surety bond premium	-	-	-	3,467
44800	Membership and dues	670	400	400	850
45050	Periodicals & newspapers	239	1,000	1,000	850
45100	Books	11,931	400	400	200
45150	Furniture & equipment	1,586	7,700	12,935	3,500
45170	Computer hardware	12,482	3,800	3,800	8,900
45250	Office supplies	29,230	25,000	25,000	27,000
45300	Small tools	-	-	-	200
45350	General supplies	8,515	9,600	9,600	9,042
45400	Reports & publications	-	800	800	800
45450	Printing and graphics	-	500	500	700
46900	Business meetings	1,217	1,500	1,500	1,600
47000	Miscellaneous	4,503	3,500	5,461	4,200
49050	Charges-other depts	134,446	-	-	-
	Total Maintenance & Operation	1,055,175	706,777	1,105,602	996,673
TOTAL		\$ 2,953,053	\$ 3,119,570	\$ 3,905,369	\$ 3,459,507

**CITY OF GLENDALE
COMMUNITY SERVICES & PARKS DEPARTMENT
NUTRITIONAL MEALS GRANT FUND-RECREATION PROGRAMS & SERVICES
270-604**

		Actual 2008-09	Adopted 2009-10	Revised 2009-10	Adopted 2010-11
SALARIES & BENEFITS					
41100	Salaries	147,324	156,860	156,860	151,954
41300	Hourly wages	88,991	131,797	131,797	106,876
41600-42500	Benefits	31,083	30,893	30,893	42,404
42600-42700	Retirement	19,122	22,078	22,078	24,667
	Total Salaries & Benefits	286,520	341,628	341,628	325,901
MAINTENANCE & OPERATION					
42800	Auto allowance	791	2,500	2,500	-
43050	Repairs-bldgs & grounds	8,911	8,000	8,000	-
43110	Contractual services	177,335	176,126	226,407	170,819
44300	Telephone	4,090	3,504	3,504	3,504
44350	Vehicle maintenance	518	-	-	-
44351	Fleet / equip rental charge	-	4,920	4,920	4,920
44400	Janitorial services	476	400	400	-
44450	Postage	329	400	400	100
44550	Travel	847	600	600	-
44650	Training	278	550	550	125
44750	Liability	-	8,600	8,600	-
45150	Furniture & equipment	3,760	23,450	23,450	6,200
45250	Office supplies	1,644	1,600	1,600	-
45350	General supplies	11,712	17,569	19,453	4,636
45450	Printing and graphics	-	-	-	1,000
45503	Fuel - gasoline	1,474	-	-	-
46900	Business meetings	114	-	-	-
47000	Miscellaneous	-	6,859	6,859	-
	Total Maintenance & Operation	212,279	255,078	307,243	191,304
CAPITAL OUTLAY					
51000	Capital outlay	-	-	25,800	-
	Total Capital Outlay	-	-	25,800	-
TOTAL		\$ 498,799	\$ 596,706	\$ 674,671	\$ 517,205

**CITY OF GLENDALE
COMMUNITY SERVICES & PARKS DEPARTMENT
NUTRITIONAL MEALS FUND-RECREATION PROGRAMS & SERVICES-SENIOR PROGRAMS
270-604-50037**

		Actual 2008-09	Adopted 2009-10	Revised 2009-10	Adopted 2010-11
SALARIES & BENEFITS					
41100	Salaries	147,324	156,860	156,860	151,954
41300	Hourly wages	88,991	131,797	131,797	106,876
41600-42500	Benefits	31,083	30,893	30,893	42,404
42600-42700	Retirement	19,122	22,078	22,078	24,667
	Total Salaries & Benefits	286,520	341,628	341,628	325,901
MAINTENANCE & OPERATION					
42800	Auto allowance	791	2,500	2,500	-
43050	Repairs-bldgs & grounds	8,911	8,000	8,000	-
43110	Contractual services	177,335	176,126	226,407	170,819
44300	Telephone	4,090	3,504	3,504	3,504
44350	Vehicle maintenance	518	-	-	-
44351	Fleet / equip rental charge	-	4,920	4,920	4,920
44400	Janitorial services	476	400	400	-
44450	Postage	329	400	400	100
44550	Travel	847	600	600	-
44650	Training	278	550	550	125
44750	Liability	-	8,600	8,600	-
45150	Furniture & equipment	3,760	23,450	23,450	6,200
45250	Office supplies	1,644	1,600	1,600	-
45350	General supplies	11,712	17,569	19,453	4,636
45450	Printing and graphics	-	-	-	1,000
45503	Fuel - gasoline	1,474	-	-	-
46900	Business meetings	114	-	-	-
47000	Miscellaneous	-	6,859	6,859	-
	Total Maintenance & Operation	212,279	255,078	307,243	191,304
CAPITAL OUTLAY					
51000	Capital outlay	-	-	25,800	-
	Total Capital Outlay	-	-	25,800	-
TOTAL		\$ 498,799	\$ 596,706	\$ 674,671	\$ 517,205

**CITY OF GLENDALE
COMMUNITY SERVICES & PARKS DEPARTMENT
CAPITAL IMPROVEMENT FUND-PARKS CAPITAL IMPROVEMENT PROJECTS
401-601**

		Actual 2008-09	Adopted 2009-10	Revised 2009-10	Adopted 2010-11
SALARIES & BENEFITS					
41100	Salaries	1,307,872	795,568	970,568	807,526
41200	Overtime	3,092	-	-	-
41300	Hourly wages	546,341	273,658	273,658	-
41600-42500	Benefits	193,106	167,327	167,327	175,911
42600-42700	Retirement	121,428	99,979	99,979	94,254
42799	Salary charges out	(957,106)	-	(1,336,532)	(1,077,691)
	Total Salaries & Benefits	1,214,733	1,336,532	175,000	-
MAINTENANCE & OPERATION					
42800	Auto allowance	8,299	5,280	5,280	5,280
43150	Cost allocation charge	10	-	-	-
44350	Vehicle maintenance	2,400	-	-	-
44450	Postage	1,569	-	-	-
44650	Training	60	-	-	-
44750	Liability	37,240	23,470	23,470	20,189
45600	A & G overhead	159,625	-	-	-
46900	Business meetings	204	-	-	-
49050	Charges-other depts	-	-	(28,750)	(25,469)
	Total Maintenance & Operation	209,407	28,750	-	-
CAPITAL PROJECTS					
51100	Land and land rights	2,920	-	-	-
51200	Other improvements	2,938,410	4,400,000	1,392,500	2,500,113
51250	Equipment	259	500,000	500,000	-
52100	Construction	-	-	319,574	-
53170	Real property purchase	929,077	100,000	165,000	-
53190	Operation of property	8,648	-	-	-
53300	Other expenditures	378	-	-	-
	Total Capital Projects	3,879,691	5,000,000	2,377,074	2,500,113
TOTAL		\$ 5,303,831	\$ 6,365,282	\$ 2,552,074	\$ 2,500,113

**CITY OF GLENDALE
COMMUNITY SERVICES & PARKS DEPARTMENT
CAPITAL IMPROVEMENT FUND-COMMUNITY DEVELOPMENT CAPITAL IMPROVEMENT PROJECTS
401-801**

		Actual 2008-09	Adopted 2009-10	Revised 2009-10	Adopted 2010-11
MAINTENANCE & OPERATION					
43112	Direct assistance	370	-	-	-
43150	Cost allocation charge	180	-	-	-
	Total Maintenance & Operation	550	-	-	-
CAPITAL PROJECTS					
53280	Grants	10,800	-	-	-
	Total Capital Projects	10,800	-	-	-
TOTAL		\$ 11,350	\$ -	\$ -	\$ -

**CITY OF GLENDALE
COMMUNITY SERVICES & PARKS DEPARTMENT
RECREATION FUND-PARKS
501-602**

		Actual 2008-09	Adopted 2009-10	Revised 2009-10	Adopted 2010-11
SALARIES & BENEFITS					
41100	Salaries	76,201	79,834	79,834	99,792
41300	Hourly wages	-	-	-	10,495
41600-42500	Benefits	19,859	20,888	20,888	31,200
42600-42700	Retirement	8,926	9,196	9,196	11,784
	Total Salaries & Benefits	104,985	109,918	109,918	153,271
MAINTENANCE & OPERATION					
43050	Repairs-bldgs & grounds	1,036	6,000	6,000	45,000
43110	Contractual services	8,038	-	-	45,000
43150	Cost allocation charge	6,743	7,625	7,625	20,408
44100	Repairs to equipment	737	10,000	10,000	10,000
44351	Fleet / equip rental charge	-	10,000	10,000	10,000
44400	Janitorial services	15,175	-	-	-
44550	Travel	2,830	-	-	-
44750	Liability	1,755	1,756	1,756	2,757
44751	Insurance/surety bond premium	-	-	-	217
45150	Furniture & equipment	-	9,818	9,818	-
45250	Office supplies	-	2,500	2,500	-
45300	Small tools	6,987	2,500	2,500	2,500
45350	General supplies	29,277	38,000	38,000	42,000
45450	Printing and graphics	-	-	-	1,000
46000	Depreciation	3,136	3,136	3,136	3,136
47000	Miscellaneous	-	25	25	-
	Total Maintenance & Operation	75,714	91,360	91,360	182,018
TOTAL		\$ 180,699	\$ 201,278	\$ 201,278	\$ 335,289

**CITY OF GLENDALE
COMMUNITY SERVICES & PARKS DEPARTMENT
RECREATION FUND-PARKS-PARKS MAINTENANCE
501-602-50001**

		Actual 2008-09	Adopted 2009-10	Revised 2009-10	Adopted 2010-11
SALARIES & BENEFITS					
41100	Salaries	76,201	79,834	79,834	99,792
41300	Hourly wages	-	-	-	10,495
41600-42500	Benefits	19,859	20,888	20,888	31,200
42600-42700	Retirement	8,926	9,196	9,196	11,784
	Total Salaries & Benefits	104,985	109,918	109,918	153,271
MAINTENANCE & OPERATION					
43050	Repairs-bldgs & grounds	1,036	6,000	6,000	45,000
43110	Contractual services	8,038	-	-	45,000
43150	Cost allocation charge	6,743	7,625	7,625	20,408
44100	Repairs to equipment	737	10,000	10,000	10,000
44351	Fleet / equip rental charge	-	10,000	10,000	10,000
44400	Janitorial services	15,175	-	-	-
44550	Travel	2,830	-	-	-
44750	Liability	1,755	1,756	1,756	2,757
44751	Insurance/surety bond premium	-	-	-	217
45150	Furniture & equipment	-	9,818	9,818	-
45250	Office supplies	-	2,500	2,500	-
45300	Small tools	6,987	2,500	2,500	2,500
45350	General supplies	29,277	38,000	38,000	42,000
45450	Printing and graphics	-	-	-	1,000
46000	Depreciation	3,136	3,136	3,136	3,136
47000	Miscellaneous	-	25	25	-
	Total Maintenance & Operation	75,714	91,360	91,360	182,018
TOTAL		\$ 180,699	\$ 201,278	\$ 201,278	\$ 335,289

**CITY OF GLENDALE
COMMUNITY SERVICES & PARKS DEPARTMENT
RECREATION FUND-FACILITIES
501-603**

		Actual 2008-09	Adopted 2009-10	Revised 2009-10	Adopted 2010-11
SALARIES & BENEFITS					
41100	Salaries	417,974	491,099	491,099	499,290
41200	Overtime	6,109	-	-	-
41300	Hourly wages	301,204	276,007	276,007	310,706
41600-42500	Benefits	156,483	157,352	157,352	191,768
42600-42700	Retirement	69,153	61,513	61,513	94,541
	Total Salaries & Benefits	950,923	985,971	985,971	1,096,305
MAINTENANCE & OPERATION					
42800	Auto allowance	851	65	65	125
42900	Uniform allowance	2,632	510	510	510
43050	Repairs-bldgs & grounds	20,432	11,000	11,000	11,000
43060	Utilities	326,020	353,778	353,778	352,397
43080	Rent	5,376	960	960	-
43110	Contractual services	172,165	72,195	72,195	107,000
43150	Cost allocation charge	57,053	62,232	62,232	101,016
44100	Repairs to equipment	15,054	2,000	2,000	2,000
44200	Advertising	350	4,000	4,000	2,000
44300	Telephone	4,486	3,708	3,708	3,560
44350	Vehicle maintenance	30,067	-	-	-
44351	Fleet / equip rental charge	-	9,538	9,538	9,538
44352	ISD service charge	-	-	-	13,184
44400	Janitorial services	15,828	10,000	10,000	-
44450	Postage	668	423	423	512
44650	Training	390	1,750	1,750	1,775
44750	Liability	25,846	16,876	16,876	20,250
44751	Insurance/surety bond premium	-	-	-	8,550
44800	Membership and dues	305	325	325	175
45150	Furniture & equipment	13,058	-	-	-
45250	Office supplies	997	3,089	3,089	2,195
45300	Small tools	68	200	200	-
45350	General supplies	84,355	63,786	63,786	78,809
45450	Printing and graphics	617	1,950	1,950	500
45502	Fuel-natural gas	27	-	-	-
45503	Fuel - gasoline	2,381	-	-	-
45504	Fuel - diesel gas	1,107	-	-	-
46900	Business meetings	-	100	100	100
47000	Miscellaneous	5,371	5,349	5,349	4,893
	Total Maintenance & Operation	785,505	623,834	623,834	720,089
TOTAL		\$ 1,736,428	\$ 1,609,805	\$ 1,609,805	\$ 1,816,394

**CITY OF GLENDALE
COMMUNITY SERVICES & PARKS DEPARTMENT
RECREATION FUND-FACILITIES-CIVIC AUDITORIUM
501-603-50011**

		Actual 2008-09	Adopted 2009-10	Revised 2009-10	Adopted 2010-11
SALARIES & BENEFITS					
41100	Salaries	195,330	251,814	251,814	251,814
41200	Overtime	1,637	-	-	-
41300	Hourly wages	189,390	151,839	151,839	177,834
41600-42500	Benefits	83,010	87,209	87,209	107,371
42600-42700	Retirement	38,088	30,981	30,981	50,149
	Total Salaries & Benefits	507,456	521,843	521,843	587,168
MAINTENANCE & OPERATION					
43050	Repairs-bldgs & grounds	13,972	6,000	6,000	6,000
43060	Utilities	175,614	191,381	191,381	190,000
43080	Rent	1,325	-	-	-
43110	Contractual services	70,204	44,700	44,700	61,900
43150	Cost allocation charge	28,688	8,890	8,890	20,203
44100	Repairs to equipment	15,053	-	-	-
44200	Advertising	350	4,000	4,000	2,000
44300	Telephone	3,199	2,860	2,860	2,880
44350	Vehicle maintenance	6,781	-	-	-
44351	Fleet / equip rental charge	-	2,000	2,000	2,000
44352	ISD service charge	-	-	-	4,120
44400	Janitorial services	10,052	10,000	10,000	-
44450	Postage	43	159	159	196
44650	Training	-	750	750	375
44750	Liability	16,298	8,880	8,880	10,741
44751	Insurance/surety bond premium	-	-	-	7,648
44800	Membership and dues	100	150	150	-
45150	Furniture & equipment	7,830	-	-	-
45250	Office supplies	920	1,500	1,500	1,200
45300	Small tools	-	200	200	-
45350	General supplies	10,711	3,675	3,675	12,000
45450	Printing and graphics	617	751	751	-
45502	Fuel-natural gas	27	-	-	-
45503	Fuel - gasoline	443	-	-	-
45504	Fuel - diesel gas	496	-	-	-
47000	Miscellaneous	2,021	1,900	1,900	1,700
	Total Maintenance & Operation	364,745	287,796	287,796	322,963
TOTAL		\$ 872,201	\$ 809,639	\$ 809,639	\$ 910,131

**CITY OF GLENDALE
COMMUNITY SERVICES & PARKS DEPARTMENT
RECREATION FUND-FACILITIES-SPORTS COMPLEX
501-603-50012**

		Actual 2008-09	Adopted 2009-10	Revised 2009-10	Adopted 2010-11
SALARIES & BENEFITS					
41100	Salaries	215,597	239,285	239,285	247,476
41200	Overtime	4,472	-	-	-
41300	Hourly wages	81,371	85,203	85,203	83,819
41600-42500	Benefits	68,185	67,980	67,980	78,241
42600-42700	Retirement	30,726	30,026	30,026	38,668
	Total Salaries & Benefits	400,351	422,494	422,494	448,204
MAINTENANCE & OPERATION					
42800	Auto allowance	137	65	65	125
42900	Uniform allowance	2,632	510	510	510
43050	Repairs-bldgs & grounds	6,355	5,000	5,000	5,000
43060	Utilities	150,406	162,397	162,397	162,397
43080	Rent	4,050	960	960	-
43110	Contractual services	100,388	27,495	27,495	40,300
43150	Cost allocation charge	25,272	8,890	8,890	26,935
44100	Repairs to equipment	-	2,000	2,000	2,000
44300	Telephone	416	848	848	680
44350	Vehicle maintenance	23,286	-	-	-
44351	Fleet / equip rental charge	-	7,538	7,538	7,538
44352	ISD service charge	-	-	-	4,120
44400	Janitorial services	5,776	-	-	-
44450	Postage	617	264	264	316
44650	Training	390	1,000	1,000	1,400
44750	Liability	8,283	7,139	7,139	8,283
44751	Insurance/surety bond premium	-	-	-	789
44800	Membership and dues	205	175	175	175
45150	Furniture & equipment	4,998	-	-	-
45250	Office supplies	73	1,434	1,434	840
45300	Small tools	68	-	-	-
45350	General supplies	71,497	49,412	49,412	56,610
45450	Printing and graphics	-	1,199	1,199	500
45503	Fuel - gasoline	1,938	-	-	-
45504	Fuel - diesel gas	611	-	-	-
46900	Business meetings	-	100	100	100
47000	Miscellaneous	3,350	506	506	250
	Total Maintenance & Operation	410,749	276,932	276,932	318,868
TOTAL		\$ 811,100	\$ 699,426	\$ 699,426	\$ 767,072

**CITY OF GLENDALE
COMMUNITY SERVICES & PARKS DEPARTMENT
RECREATION FUND-FACILITIES-BRAND STUDIOS
501-603-50013**

		Actual 2008-09	Adopted 2009-10	Revised 2009-10	Adopted 2010-11
SALARIES & BENEFITS					
41300	Hourly wages	-	1,012	1,012	1,876
41600-42500	Benefits	-	56	56	235
42600-42700	Retirement	-	13	13	219
	Total Salaries & Benefits	-	1,081	1,081	2,330
MAINTENANCE & OPERATION					
43150	Cost allocation charge	69	8,890	8,890	6,735
44300	Telephone	436	-	-	-
44352	ISD service charge	-	-	-	824
44750	Liability	-	22	22	47
44751	Insurance/surety bond premium	-	-	-	12
45150	Furniture & equipment	230	-	-	-
45250	Office supplies	4	-	-	-
45350	General supplies	-	1,000	1,000	-
	Total Maintenance & Operation	739	9,912	9,912	7,618
TOTAL		\$ 739	\$ 10,993	\$ 10,993	\$ 9,948

**CITY OF GLENDALE
COMMUNITY SERVICES & PARKS DEPARTMENT
RECREATION FUND-FACILITIES-MAPLE PARK COMM CENTER
501-603-50014**

		Actual 2008-09	Adopted 2009-10	Revised 2009-10	Adopted 2010-11
SALARIES & BENEFITS					
41300	Hourly wages	6,505	6,205	6,205	3,001
41600-42500	Benefits	1,367	344	344	377
42600-42700	Retirement	-	81	81	350
	Total Salaries & Benefits	7,871	6,630	6,630	3,728
MAINTENANCE & OPERATION					
43150	Cost allocation charge	321	8,890	8,890	6,735
44352	ISD service charge	-	-	-	824
44750	Liability	142	137	137	75
44751	Insurance/surety bond premium	-	-	-	20
45350	General supplies	71	2,000	2,000	1,000
	Total Maintenance & Operation	535	11,027	11,027	8,654
TOTAL		\$ 8,406	\$ 17,657	\$ 17,657	\$ 12,382

**CITY OF GLENDALE
COMMUNITY SERVICES & PARKS DEPARTMENT
RECREATION FUND-FACILITIES-PACIFIC COMM CENTER
501-603-50015**

		Actual 2008-09	Adopted 2009-10	Revised 2009-10	Adopted 2010-11
SALARIES & BENEFITS					
41300	Hourly wages	15,975	21,016	21,016	22,511
41600-42500	Benefits	1,845	1,167	1,167	2,825
42600-42700	Retirement	12	273	273	2,627
	Total Salaries & Benefits	17,833	22,456	22,456	27,963
MAINTENANCE & OPERATION					
43110	Contractual services	-	-	-	4,800
43150	Cost allocation charge	1,088	8,890	8,890	20,203
44352	ISD service charge	-	-	-	824
44450	Postage	8	-	-	-
44750	Liability	440	462	462	563
44751	Insurance/surety bond premium	-	-	-	45
45350	General supplies	1,550	5,000	5,000	5,000
47000	Miscellaneous	-	2,943	2,943	2,943
	Total Maintenance & Operation	3,085	17,295	17,295	34,378
TOTAL		\$ 20,918	\$ 39,751	\$ 39,751	\$ 62,341

**CITY OF GLENDALE
COMMUNITY SERVICES & PARKS DEPARTMENT
RECREATION FUND-FACILITIES-ADULT REC COMM CENTER
501-603-50016**

		Actual 2008-09	Adopted 2009-10	Revised 2009-10	Adopted 2010-11
SALARIES & BENEFITS					
41300	Hourly wages	-	-	-	12,006
41600-42500	Benefits	-	-	-	1,507
42600-42700	Retirement	-	-	-	1,401
	Total Salaries & Benefits	-	-	-	14,914
MAINTENANCE & OPERATION					
43150	Cost allocation charge	2	-	-	6,735
44300	Telephone	436	-	-	-
44352	ISD service charge	-	-	-	824
44750	Liability	-	-	-	300
45350	General supplies	-	-	-	1,500
	Total Maintenance & Operation	437	-	-	9,359
TOTAL		\$ 437	\$ -	\$ -	\$ 24,273

**CITY OF GLENDALE
COMMUNITY SERVICES & PARKS DEPARTMENT
RECREATION FUND-FACILITIES-SPARR HEIGHTS COM CENTER
501-603-50017**

		Actual 2008-09	Adopted 2009-10	Revised 2009-10	Adopted 2010-11
SALARIES & BENEFITS					
41300	Hourly wages	7,963	8,719	8,719	6,121
41600-42500	Benefits	920	484	484	768
42600-42700	Retirement	-	113	113	714
	Total Salaries & Benefits	8,882	9,316	9,316	7,603
MAINTENANCE & OPERATION					
43150	Cost allocation charge	358	8,891	8,891	6,735
44352	ISD service charge	-	-	-	824
44750	Liability	182	192	192	153
44751	Insurance/surety bond premium	-	-	-	22
45250	Office supplies	-	155	155	155
45350	General supplies	-	691	691	691
	Total Maintenance & Operation	540	9,929	9,929	8,580
TOTAL		\$ 9,422	\$ 19,245	\$ 19,245	\$ 16,183

**CITY OF GLENDALE
COMMUNITY SERVICES & PARKS DEPARTMENT
RECREATION FUND-FACILITIES-VERDUGO SKATE PARK
501-603-50018**

		Actual 2008-09	Adopted 2009-10	Revised 2009-10	Adopted 2010-11
SALARIES & BENEFITS					
41100	Salaries	7,047	-	-	-
41300	Hourly wages	-	2,013	2,013	3,538
41600-42500	Benefits	1,156	112	112	444
42600-42700	Retirement	326	26	26	413
	Total Salaries & Benefits	8,529	2,151	2,151	4,395
MAINTENANCE & OPERATION					
42800	Auto allowance	714	-	-	-
43050	Repairs-bldgs & grounds	105	-	-	-
43110	Contractual services	1,573	-	-	-
43150	Cost allocation charge	1,255	8,891	8,891	6,735
44352	ISD service charge	-	-	-	824
44750	Liability	501	44	44	88
44751	Insurance/surety bond premium	-	-	-	14
45350	General supplies	526	2,008	2,008	2,008
	Total Maintenance & Operation	4,675	10,943	10,943	9,669
TOTAL		\$ 13,204	\$ 13,094	\$ 13,094	\$ 14,064

**CITY OF GLENDALE
COMMUNITY SERVICES & PARKS DEPARTMENT
RECREATION FUND-PROGRAMS & SERVICES
501-604**

		Actual 2008-09	Adopted 2009-10	Revised 2009-10	Adopted 2010-11
SALARIES & BENEFITS					
41100	Salaries	118,240	121,234	121,234	123,685
41200	Overtime	21,812	-	-	-
41300	Hourly wages	130,107	177,684	177,684	212,609
41600-42500	Benefits	32,181	32,212	32,212	38,199
42600-42700	Retirement	21,254	15,998	15,998	39,256
	Total Salaries & Benefits	323,594	347,128	347,128	413,749
MAINTENANCE & OPERATION					
42800	Auto allowance	828	360	360	1,720
42900	Uniform allowance	360	685	685	615
43050	Repairs-bldgs & grounds	2,329	-	-	-
43080	Rent	3,656	-	-	5,850
43110	Contractual services	171,922	169,049	169,049	112,192
43150	Cost allocation charge	20,266	56,429	56,429	70,092
44100	Repairs to equipment	90	-	-	-
44200	Advertising	262	200	200	500
44300	Telephone	3,485	1,350	1,350	1,650
44352	ISD service charge	-	-	-	3,294
44450	Postage	720	868	868	1,088
44650	Training	500	-	-	-
44700	Computer software	8,855	8,500	8,500	8,500
44750	Liability	5,615	6,765	6,765	8,406
44751	Insurance/surety bond premium	-	-	-	753
45250	Office supplies	1,718	5,215	5,215	3,810
45350	General supplies	48,066	58,927	58,927	57,689
45450	Printing and graphics	5,936	3,500	3,500	3,300
46900	Business meetings	-	36	36	-
47000	Miscellaneous	4,112	1,234	1,234	750
	Total Maintenance & Operation	278,717	313,118	313,118	280,209
TOTAL		\$ 602,311	\$ 660,246	\$ 660,246	\$ 693,958

**CITY OF GLENDALE
COMMUNITY SERVICES & PARKS DEPARTMENT
RECREATION FUND-PROGRAMS & SERVICES-OPEN SPACE & TRAIL
501-604-50021**

		Actual 2008-09	Adopted 2009-10	Revised 2009-10	Adopted 2010-11
SALARIES & BENEFITS					
41300	Hourly wages	-	-	-	2,806
41600-42500	Benefits	-	-	-	167
42600-42700	Retirement	-	-	-	328
	Total Salaries & Benefits	-	-	-	3,301
MAINTENANCE & OPERATION					
43150	Cost allocation charge	-	-	-	1,682
44750	Liability	-	-	-	70
45350	General supplies	-	-	-	750
47000	Miscellaneous	-	-	-	250
	Total Maintenance & Operation	-	-	-	2,752
TOTAL		\$ -	\$ -	\$ -	\$ 6,053

**CITY OF GLENDALE
COMMUNITY SERVICES & PARKS DEPARTMENT
RECREATION FUND-PROGRAMS & SERVICES-LIFE-LONG LEARNING
501-604-50031**

		Actual 2008-09	Adopted 2009-10	Revised 2009-10	Adopted 2010-11
SALARIES & BENEFITS					
41100	Salaries	118,240	121,234	121,234	123,685
41200	Overtime	20,912	-	-	-
41300	Hourly wages	50,580	86,365	86,365	99,020
41600-42500	Benefits	26,455	27,751	27,751	31,440
42600-42700	Retirement	15,982	14,810	14,810	25,997
	Total Salaries & Benefits	232,169	250,160	250,160	280,142
MAINTENANCE & OPERATION					
42800	Auto allowance	647	360	360	720
42900	Uniform allowance	360	360	360	240
43050	Repairs-bldgs & grounds	2,329	-	-	-
43080	Rent	331	-	-	-
43110	Contractual services	87,818	94,926	94,926	69,464
43150	Cost allocation charge	12,026	28,215	28,215	28,898
44100	Repairs to equipment	90	-	-	-
44200	Advertising	18	-	-	-
44300	Telephone	382	900	900	450
44352	ISD service charge	-	-	-	1,647
44450	Postage	337	41	41	49
44700	Computer software	8,855	8,500	8,500	8,500
44750	Liability	3,500	4,567	4,567	5,567
44751	Insurance/surety bond premium	-	-	-	445
45250	Office supplies	891	2,000	2,000	1,500
45350	General supplies	14,829	10,248	10,248	8,345
45450	Printing and graphics	2,619	1,200	1,200	1,200
47000	Miscellaneous	4,112	341	341	300
	Total Maintenance & Operation	139,144	151,658	151,658	127,325
TOTAL		\$ 371,313	\$ 401,818	\$ 401,818	\$ 407,467

**CITY OF GLENDALE
COMMUNITY SERVICES & PARKS DEPARTMENT
RECREATION FUND-PROGRAMS & SERVICES-CITY-WIDE SPORTS
501-604-50032**

		Actual 2008-09	Adopted 2009-10	Revised 2009-10	Adopted 2010-11
SALARIES & BENEFITS					
41300	Hourly wages	21,173	39,021	39,021	38,745
41600-42500	Benefits	1,209	2,166	2,166	2,306
42600-42700	Retirement	2,648	508	508	4,523
	Total Salaries & Benefits	25,030	41,695	41,695	45,574
MAINTENANCE & OPERATION					
42900	Uniform allowance	-	75	75	75
43080	Rent	3,104	-	-	5,000
43110	Contractual services	51,979	54,888	54,888	21,488
43150	Cost allocation charge	4,264	14,107	14,107	18,915
44450	Postage	341	827	827	1,039
44750	Liability	732	858	858	968
44751	Insurance/surety bond premium	-	-	-	155
45250	Office supplies	827	1,560	1,560	1,560
45350	General supplies	16,969	21,345	21,345	18,810
45450	Printing and graphics	2,384	1,400	1,400	1,400
46900	Business meetings	-	36	36	-
47000	Miscellaneous	-	-	-	200
	Total Maintenance & Operation	80,598	95,096	95,096	69,610
TOTAL		\$ 105,628	\$ 136,791	\$ 136,791	\$ 115,184

CITY OF GLENDALE
COMMUNITY SERVICES & PARKS DEPARTMENT
RECREATION FUND-PROGRAMS & SERVICES-ARTS & CULTURE
501-604-50033

		Actual 2008-09	Adopted 2009-10	Revised 2009-10	Adopted 2010-11
MAINTENANCE & OPERATION					
43150	Cost allocation charge	33	-	-	-
44300	Telephone	436	-	-	-
44750	Liability	16	-	-	-
	Total Maintenance & Operation	485	-	-	-
TOTAL		\$ 485	\$ -	\$ -	\$ -

CITY OF GLENDALE
COMMUNITY SERVICES & PARKS DEPARTMENT
RECREATION FUND-PROGRAMS & SERVICES-YOUTH OUTREACH
501-604-50034

		Actual 2008-09	Adopted 2009-10	Revised 2009-10	Adopted 2010-11
MAINTENANCE & OPERATION					
44300	Telephone	436	-	-	-
45350	General supplies	-	-	-	500
	Total Maintenance & Operation	436	-	-	500
TOTAL		\$ 436	\$ -	\$ -	\$ 500

**CITY OF GLENDALE
COMMUNITY SERVICES & PARKS DEPARTMENT
RECREATION FUND-PROGRAMS & SERVICES-YOUTH PROGRAMS
501-604-50035**

		Actual 2008-09	Adopted 2009-10	Revised 2009-10	Adopted 2010-11
SALARIES & BENEFITS					
41200	Overtime	901	-	-	-
41300	Hourly wages	58,354	52,298	52,298	72,038
41600-42500	Benefits	4,517	2,295	2,295	4,286
42600-42700	Retirement	2,625	680	680	8,408
	Total Salaries & Benefits	66,396	55,273	55,273	84,732
MAINTENANCE & OPERATION					
42800	Auto allowance	180	-	-	1,000
42900	Uniform allowance	-	250	250	300
43080	Rent	221	-	-	850
43110	Contractual services	32,125	16,235	16,235	18,240
43150	Cost allocation charge	3,653	14,107	14,107	18,915
44200	Advertising	244	200	200	500
44300	Telephone	2,232	450	450	1,200
44352	ISD service charge	-	-	-	1,647
44450	Postage	42	-	-	-
44650	Training	500	-	-	-
44750	Liability	1,367	1,340	1,340	1,801
44751	Insurance/surety bond premium	-	-	-	128
45250	Office supplies	-	1,655	1,655	750
45350	General supplies	13,383	22,034	22,034	25,784
45450	Printing and graphics	933	900	900	700
47000	Miscellaneous	-	893	893	-
	Total Maintenance & Operation	54,880	58,064	58,064	71,815
TOTAL		\$ 121,276	\$ 113,337	\$ 113,337	\$ 156,547

**CITY OF GLENDALE
COMMUNITY SERVICES & PARKS DEPARTMENT
RECREATION FUND-PROGRAMS & SERVICES-CLUB MAPLE
501-604-50036**

		Actual 2008-09	Adopted 2009-10	Revised 2009-10	Adopted 2010-11
MAINTENANCE & OPERATION					
43110	Contractual services	-	3,000	3,000	3,000
43150	Cost allocation charge	204	-	-	-
44751	Insurance/surety bond premium	-	-	-	22
45350	General supplies	2,884	2,800	2,800	1,000
	Total Maintenance & Operation	3,089	5,800	5,800	4,022
TOTAL		\$ 3,089	\$ 5,800	\$ 5,800	\$ 4,022

**CITY OF GLENDALE
COMMUNITY SERVICES & PARKS DEPARTMENT
RECREATION FUND-PROGRAMS & SERVICES-SENIOR PROGRAMS
501-604-50037**

		Actual 2008-09	Adopted 2009-10	Revised 2009-10	Adopted 2010-11
MAINTENANCE & OPERATION					
43150	Cost allocation charge	86	-	-	1,682
44751	Insurance/surety bond premium	-	-	-	3
45350	General supplies	-	2,500	2,500	2,500
	Total Maintenance & Operation	86	2,500	2,500	4,185
TOTAL		\$ 86	\$ 2,500	\$ 2,500	\$ 4,185

COMMUNITY SERVICES & PARKS
Personnel Classification Detail

Classification	Actual 2008-09	Budget 2009-10	Revised Budget 2009-10	Budget 2010-11
<u>Salaried Employees</u>				
Accountant I	0.75	0.75	0.75	0.75
Accounting Services Specialist	1.00	1.00	1.35	1.35
Accounting Technician	1.00	1.00	1.00	1.00
Administrative Analyst	11.55	11.55	11.55	11.55
Administrative Assistant	1.00	1.00	1.00	1.00
Administrative Associate	1.00	1.00	1.00	1.00
Asst. Director of Community Svcs & Parks	0.70	0.70	0.70	1.00
Asst. Project Manager	1.00	1.00	1.00	1.00
Building Repairer	7.00	7.00	7.00	7.00
Case Worker I	3.00	3.00	3.00	3.00
Case Worker II	4.00	4.00	4.00	4.00
Community Services Administrator	1.00	1.00	1.00	1.00
Community Services Coordinator	9.00	9.00	9.00	9.00
Community Services Manager	3.00	3.00	3.00	3.00
Community Services Specialist	5.50	6.50	6.00	6.00
Community Services Supervisor	10.00	9.00	9.00	9.00
Custodial Worker	3.00	3.00	3.00	3.00
Customer Service Representative	1.00	1.00	1.00	1.00
Departmental Budget Specialist	1.00	1.00	1.00	1.00
Deputy City Attorney	0.05	0.05	0.05	0.05
Director of Community Services & Parks	1.00	1.00	1.00	1.00
Director of Comm. Dev. & Housing	0.25	0.25	0.25	-
Equipment Operator I	1.00	1.00	1.00	1.00
Executive Analyst	1.00	1.00	1.00	-
Gardener	30.00	30.00	30.00	30.00
Laborer	1.00	1.00	1.00	1.00
Maintenance Worker	5.00	5.00	5.00	5.00
Office Services Specialist I	1.50	1.50	2.00	2.00
Office Services Specialist II	1.00	1.00	1.00	1.00
Office Services Supervisor	0.25	0.25	0.25	0.10
Office Specialist II	2.00	2.00	2.00	2.00
Park Maintenance Supervisor	3.00	3.00	3.00	3.00
Park Naturalist	-	1.00	1.00	1.00
Park Ranger	2.00	-	-	-
Park Ranger Manager	1.00	-	-	-
Park Services Administrator	1.00	1.00	1.00	1.00
Park Services Manager	4.00	4.00	4.00	4.00
Parks Maint. Supervisor	1.00	1.00	1.00	1.00
PC Specialist	2.00	2.00	2.00	-
Program Coordinator	2.00	2.00	2.00	2.00
Program Specialist	4.00	4.00	4.00	4.00
Program Supervisor	1.00	1.00	1.00	1.00
Project Management Administrator	1.00	1.00	1.00	1.00
Project Manager	4.00	4.00	4.00	4.00
Rec & Community Services Coordinator	1.00	1.00	1.00	1.00

COMMUNITY SERVICES & PARKS
Personnel Classification Detail

Classification	Actual 2008-09	Budget 2009-10	Revised Budget 2009-10	Budget 2010-11
Seasonal Laborer/Park Laborer	13.00	14.00	14.00	14.00
Sr. Accountant	0.35	0.35	0.35	0.35
Sr. Administrative Analyst	3.00	3.00	3.00	2.00
Sr. Building Repairer	2.00	2.00	2.00	2.00
Sr. Community Development Supervisor	3.00	3.00	3.00	2.90
Sr. Gardener	3.00	4.00	4.00	4.00
Sr. IT Applications Analyst	0.05	0.05	-	-
Sr. Office Services Specialist	6.00	6.00	6.00	5.00
Sr. Park Naturalist	-	1.00	1.00	1.00
Sr. Park Ranger	1.00	-	-	-
Sr. Project Manager	1.00	1.00	1.00	1.00
Workforce Development Administrator	1.00	1.00	1.00	1.00
Total Salaried Employees	<u>169.95</u>	<u>169.95</u>	<u>170.25</u>	<u>165.05</u>
<u>Unclassified positions</u>				
Accountant I	-	1.00	1.00	1.00
Administrative Analyst	-	5.00	5.00	5.00
Case Worker I	-	4.00	4.00	4.00
Program Coordinator	-	1.00	1.00	1.00
Program Specialist	-	3.00	3.00	3.00
Total Unclassified positions	<u>-</u>	<u>14.00</u>	<u>14.00</u>	<u>14.00</u>
<u>Hourly Employees*</u>				
Accounting Technician	-	0.50	(1) 0.50	(1) 0.50
Administrative Analyst	-	0.50	(1) 0.50	(1) 0.50
Administrative Assistant	-	-	-	0.30 (1)
Assistant Pool Manager	-	0.51	(3) 0.51	(3) 0.51
City Resource Specialist	-	2.01	(4) 2.01	(4) 2.01
City Resource Specialist	-	0.50	(2) 0.50	(2) 0.50
Civic Auditorium Attendant	-	0.24	(21) 0.24	(21) 0.25 (20)
Civic Auditorium Event Attendant	-	3.98	(10) 3.98	(10) 4.81 (8)
Civic Auditorium Event Facilitator	-	0.86	(5) 0.86	(5) 0.65 (5)
Civic Event Staff	-	0.02	(4) 0.02	(4) 0.02 (4)
Community Services Specialist	-	2.55	(11) 2.55	(11) 3.89 (14)
Custodial Worker	-	1.34	(3) 1.34	(3) 1.34 (3)
Customer Service Assistant	-	1.23	(2) 1.23	(2) 1.21 (2)
Customer Service Representative	-	1.10	(2) 0.60	(1) 0.60 (1)
Customer Service Specialist	-	0.97	(2) 0.97	(2) -
Facility Attendant I	-	2.09	(4) 2.09	(4) 2.45 (5)
Facility Attendant II	-	5.04	(17) 5.04	(17) 9.03 (23)
Gardener	-	0.07	(16) 0.07	(16) 0.08 (14)
Glendale Youth Alliance Worker	-	0.03	(10) 0.03	(10) 0.03 (8)
Hourly City Worker	-	13.99	(27) 13.99	(27) 15.86 (24)
Hourly City Worker/Instructor	-	-	-	2.07 (44)
Hourly Coordinator	-	0.60	(1) 0.60	(1) -
Hourly Program Specialist (summer)	-	-	-	1.00 (3)
Lifeguard I	-	1.27	(39) 1.27	(39) 1.08 (26)

COMMUNITY SERVICES & PARKS
Personnel Classification Detail

Classification	Actual 2008-09	Budget 2009-10		Revised Budget 2009-10		Budget 2010-11	
Lifeguard II	-	2.73	(46)	2.73	(46)	2.99	(72)
Lifeguard III	-	1.20	(29)	1.20	(29)	1.12	(16)
Meal Coordinator	-	-		-		1.69	(3)
Park Ranger (Non-Safety)	-	0.24	(3)	0.24	(3)	-	
Pool Manager	-	0.62	(6)	0.62	(6)	0.62	(6)
Recreation Leader I	-	2.58	(16)	2.58	(16)	1.38	(12)
Recreation Leader II	-	10.37	(156)	10.37	(156)	9.74	(179)
Recreation Leader III	-	2.36	(32)	2.36	(32)	2.44	(30)
Recreation Program Specialist	-	2.11	(48)	2.11	(48)	4.26	(15)
Reserve Park Ranger	-	0.02	(1)	0.02	(1)	-	
Seasonal Laborer	-	3.46	(6)	3.46	(6)	6.33	(11)
Skate Attendants I	-	1.73	varies	1.73	varies	1.73	(2)
Skate Attendants II	-	1.80	varies	1.80	varies	1.84	(4)
Weekend Supervisor	-	0.60	(1)	0.60	(1)	0.60	(1)
Youth Employment Apprentice Worker	-	11.20	(40)	11.20	(40)	11.20	(40)
Youth Employment Team Supervisor	-	8.00	(26)	8.00	(26)	8.00	(26)
Youth Worker	-	11.30	(117)	11.30	(117)	11.30	(117)
Total Hourly Employees	<u>-</u>	<u>99.71</u>		<u>99.21</u>		<u>113.93</u>	
Community Services & Parks Total	<u>169.95</u>	<u>283.66</u>		<u>283.46</u>		<u>292.98</u>	

* Hourly Employees - Data not available prior to fiscal year 2009-10

** Indicates number of positions corresponding to the stated Full-Time Equivalence (FTE)

CITY OF GLENDALE, CA

Fire

2010 – 2011

Adopted Budget

CITY OF GLENDALE FIRE

MISSION STATEMENT

The mission of the Glendale Fire Department is to prevent or reduce the loss of life and the destruction of property and the environment from fire, medical, hazardous materials and other emergency occurrences. Through nine strategically located fire stations, a Fire Prevention & Environmental Management Center, and the Emergency Operations Center, the fire department works to maintain a safe community and contribute to an improved quality of life by providing the highest possible level of emergency services.

DEPARTMENT DESCRIPTION

The Fire Department is organized into five sections:

- 1) Fire Operations
- 2) Fire Prevention & Unified Environmental Management Programs
- 3) Emergency Services
- 4) Verdugo Fire Communications Center
- 5) Grants

The mission of the ***Fire Operations Section*** is to prevent or reduce the loss of life and the destruction of property and the environment from fire, medical, hazardous materials and other emergency occurrences.

From the 9 fire stations, 171 sworn personnel, 12 FTE Ambulance Operators, Fire Operations responds to emergency incidents of all types, conducts fire prevention inspections, and provides public education about the hazards of fire. With 12 engines, 3 trucks, 4 paramedic ambulances, 2 basic life support ambulances, a Type I Haz Mat Team, 1 Air & Light apparatus, 2 water tenders, and a variety of other specialized equipment, the Glendale Fire Department is prepared for every contingency.

The mission of the ***Fire Prevention & Unified Environmental Management Programs*** is to prevent fires, restore and protect property, enhance the environment, and to ensure public health, environmental quality and economic vitality.

This section ensures the fire, life, and environmental safety of the community by plan review, construction, and ongoing inspections. The section is housed in two

CITY OF GLENDALE

FIRE

facilities, the Fire Prevention / Environmental Management Center (FPEMC) and the Fire Engineering (FE) Unit located within the Permit Services Center in City Hall.

The FPEMC is the headquarters of the Section and houses the majority of the Section's inspectors who conduct technical inspections of new construction and certain existing occupancies for a wide variety of concerns.

The FE Unit provides service at the Permit Services Center. Personnel conduct technical reviews throughout the entire development cycle of plan review/permitting.

Environmental safety encompasses the "life cycle" of hazardous materials and hazardous wastes by combining seven elements of responsibility, the Unified Environmental Management Programs:

- Hazardous Materials Management and Release Reporting (HMMRP)
- California Accidental Release Prevention (Cal/ARP)
- Underground Storage Tanks (UST)
- Aboveground Storage Tanks (AST)
- Hazardous Waste Generator & Treatment (HWGT)
- Industrial Waste (IW)
- California Fire Code (CFC)

Household Hazardous Waste (HHW) from Glendale and La Canada residents, and small businesses, is collected every Wednesday and Saturday at the FPEMC. The HHW collected is recycled as much as possible, thereby diverting this waste from landfills. The FPEMC also collects used motor oil every Thursday through a curbside collection program. The FPEMC serves as a drop-off point for the Operations Section to drop off hazardous materials and wastes picked up from incidents.

The **Emergency Services Section** is responsible for managing the City's emergency preparedness activities and the Emergency Operations Center. The section provides leadership and training to all city departments to ensure their preparedness to manage the consequences of natural or man-made disasters.

CITY OF GLENDALE

FIRE

Verdugo Fire Communications Center (Verdugo) receives emergency calls related to fire and medical incidents from 12 cities and ensures that the correct resources are dispatched immediately to respond and assist.

Verdugo is responsible for providing highly trained staff to receive and process incident reports that arrive by 9-1-1 and other emergency phone lines, as well as by radio. Call processing includes emergency medical dispatch and pre-arrival instructions, when needed, to supply First-Aid instructions until help has arrived and to assist first responders with locating the victim quickly.

This service is provided for the cities of Alhambra, Arcadia, Burbank, Glendale, Monrovia, Montebello, Monterey Park, Pasadena, San Gabriel, San Marino, Sierra Madre, and South Pasadena.

The **Grants Section** of the Fire Department manages all of the state and federal homeland security grant purchases, and directs and implements city, state, and federal homeland security grant financial and reporting policies and requirements. This section coordinates equipment purchases, processes grant applications and modifications, provides management support for reporting and auditing purposes and ensures coordination with other first responders and other city departments.

RELATIONSHIP TO STRATEGIC GOALS

Safe Community

It is the goal of the Glendale Fire Department to ensure that community members and visitors are safe and secure, and that the community is prepared and has the capacity to respond to disasters. We actively work with the community regarding public safety issues.

MAJOR ACCOMPLISHMENTS

- During FY 2009-10, the Glendale Fire Department successfully introduced a Basic Life Support (BLS) transportation component to the EMS system. By using BLS personnel to provide transportation of non-critical patients to hospitals, we have been able to free up Advanced Life Support (ALS) personnel to be the first responders on every call, and at the same time, lower the cost of service delivery.
- As a part of the introduction of two (BLS) ambulances, we developed a tiered dispatch system capable of meeting the needs of the Glendale Fire Department and the Verdugo system. The screening of a 9-1-1 call is where tiered dispatching takes place and it allows the most appropriate resource to be dispatched, whether it is ALS or BLS. Dispatchers received training on the new

CITY OF GLENDALE

FIRE

procedures and the tiered dispatching system was implemented with the start of the BLS program.

- FY 2009-10 saw a citywide reorganization of the fleet maintenance function of the city. Four previously autonomous fleet maintenance operations, including that of the Fire Department, were consolidated into a section under the direction of the Public Works Department. The combination is expected to bring about significant cost savings and improved fleet maintenance.
- The Station Fire, which broke out on August 26, 2009 and eventually burned more than 160,000 acres in the Angeles National Forest, threatened Glendale and resulted in the evacuation of several hundred Glendale residents north of Santa Carlotta between Pennsylvania and Lowell. Since the end of the fire, we have been instrumental in planning for the mud and debris flows that have historically followed brush fires in Glendale's hillside neighborhoods.
- The H1N1 flu pandemic provided the Fire Department, Glendale residents and the broader public health community a challenge to immunize against this flu. The outbreak of the H1N1 virus in May 2009 gave the Fire Department, the City, and our schools and hospitals, a chance to come together as a community to strategically plan for the impacts on Glendale. While ultimately the outbreak was not as widespread as feared, it did underscore the importance of being prepared for a natural or manmade biological incident that might occur.
- In November 2009, the City of Glendale hosted a POD (Point Of Dispensing) drill at the Glendale Civic Auditorium. This drill was conducted by County of Los Angeles Public Health Department and provided the seasonal flu vaccine and the H1N1 vaccine to the public. It also provided valuable insight into practical issues involved in administering mass inoculations.
- We continue to respond to emergencies in Glendale, responding to more than 15,640 incidents in calendar year 2009.
- The Verdugo Fire Communications Center observed its 30th Anniversary on October 28, 2009. The Center was established by Burbank, Glendale and Pasadena in August 1979. The event acknowledged 30 years of fire and EMS dispatching services to the communities of Burbank, Glendale, & Pasadena, along with nine other cities added during the past 13 years.
- Verdugo dispatched nearly 67,000 incidents during FY 2009-10 for the 12 agencies that it serves.
- We conducted a Fire Recruit Academy and graduated 11 new firefighters in June, 2010.

CITY OF GLENDALE

FIRE

- The Regional Training Center (RTC) received its State certification as a Rescue Systems I, Confined Space, and Trench Rescue approved training facility. Over the last several years, the combined efforts of fire department personnel and other city personnel were responsible for development of this facility.

FUTURE OUTLOOK

As with all city services, the challenge in the coming year will be to manage our resources as effectively as possible, with the recognition that we are attempting to continue providing the highest quality service in a time of widespread economic hardship.

A key element to Fire Department's success in meeting these challenges will be the completion of a departmental strategic plan during FY 2010-11. This process will allow the Fire Department to refine its goals, develop strategies for meeting them and provide tools by which to measure its progress in meeting these goals. Other projects that will be completed during FY 2010-11 include:

- Firefighter and Fire Engineer examinations
- Fire Station 26 reconstruction project and development of plans for Fire Station 29 remodeling
- Burn Building rehabilitation and the Regional Training Center projects
- Implementation of the City Services Interface (CSI) Project for fire inspections
- Implementation of the Insurance Service Office's recommendation for maintaining a Public Protection Classification (PPC) of 1

**CITY OF GLENDALE
SUMMARY OF APPROPRIATIONS
FIRE DEPARTMENT**

	Actual 2008-09	Adopted 2009-10	Revised 2009-10	Adopted 2010-11
<u>General Fund</u>				
Administration (101-402)	1,117,740	1,222,881	1,222,881	2,105,814
Operations (101-403)	31,595,865	31,633,091	32,025,091	32,516,974
Mechanical Maintenance (101-404)	412,183	539,595	539,595	539,595
Prevention (101-411)	1,372,192	1,583,911	1,583,911	1,444,884
Communications (101-415)	886,506	910,657	885,657	914,317
Emergency Services (101-425)	130,562	186,275	226,342	234,518
Total General Fund	\$ 35,515,048	\$ 36,076,410	\$ 36,483,477	\$ 37,756,102
<u>Other Funds</u>				
Fire Grant Fund (265-401)	2,674,680	132,493	1,775,458	3,414,892
Fire Mutual Aid Fund (266-403)	1,484,408	150,000	650,000	392,175
Special Events Fund (267-403)	-	-	86,250	86,250
Capital Improvement Fund (401-401)	-	500,000	500,000	-
Hazardous Disposal Fund (510-421)	1,652,025	1,789,940	1,829,940	1,859,872
Fire Paramedic Fund (511-405)	12,842,026	12,336,964	12,186,103	13,157,872
Fire Communication Fund (701-416)	2,747,425	3,442,936	3,442,936	3,785,969
Total Other Funds	\$ 21,400,564	\$ 18,352,333	\$ 20,470,687	\$ 22,697,030
<u>Transfers</u>				
Hazardous Disposal Fund (510-195)	100,000	-	-	-
Department Grand Total	\$ 57,015,612	\$ 54,428,743	\$ 56,954,164	\$ 60,453,132

**CITY OF GLENDALE
FIRE DEPARTMENT
ADMINISTRATION
101-402**

		Actual 2008-09	Adopted 2009-10	Revised 2009-10	Adopted 2010-11
SALARIES & BENEFITS					
41100	Salaries	697,263	720,801	705,801	853,031
41200	Overtime	6,541	2,575	2,575	2,575
41600-42500	Benefits	158,791	157,031	157,031	198,195
42600-42700	Retirement	132,138	144,755	144,755	161,749
42799	Salary charges out	(50,000)	-	-	-
	Total Salaries & Benefits	944,734	1,025,162	1,010,162	1,215,550
MAINTENANCE & OPERATION					
42800	Auto allowance	57	-	-	-
42900	Uniform allowance	2,225	1,800	1,800	2,800
43050	Repairs-bldgs & grounds	19,600	23,172	23,172	22,432
43060	Utilities	66,190	87,000	87,000	72,938
43110	Contractual services	26,299	25,512	40,512	-
44100	Repairs to equipment	288	200	200	100
44120	Repairs to office equip	356	200	200	100
44300	Telephone	9,200	12,880	12,880	14,500
44350	Vehicle maintenance	556	-	-	-
44351	Fleet / equip rental charge	-	2,300	2,300	2,300
44352	ISD service charge	-	-	-	710,130
44400	Janitorial services	4,252	-	-	25,512
44450	Postage	1,089	1,000	1,000	1,000
44550	Travel	830	500	500	780
44650	Training	475	2,500	2,500	2,220
44750	Liability	22,811	22,230	22,230	18,823
44751	Insurance/surety bond premium	-	-	-	7,679
44800	Membership and dues	1,534	750	750	750
45050	Periodicals & newspapers	-	-	-	50
45100	Books	39	75	75	50
45150	Furniture & equipment	583	1,000	1,000	500
45170	Computer hardware	-	100	100	100
45250	Office supplies	6,747	5,000	5,000	2,000
45350	General supplies	4,323	7,500	7,500	2,500
45450	Printing and graphics	2,208	2,000	2,000	1,000
45503	Fuel - gasoline	767	-	-	-
46900	Business meetings	2,283	1,500	1,500	1,500
47000	Miscellaneous	295	500	500	500
	Total Maintenance & Operation	173,006	197,719	212,719	890,264
TOTAL		\$ 1,117,740	\$ 1,222,881	\$ 1,222,881	\$ 2,105,814

**CITY OF GLENDALE
FIRE DEPARTMENT
OPERATIONS
101-403**

		Actual 2008-09	Adopted 2009-10	Revised 2009-10	Adopted 2010-11
SALARIES & BENEFITS					
41100	Salaries	16,856,860	17,120,555	17,293,555	17,310,044
41200	Overtime	3,890,441	3,955,769	4,142,769	3,955,769
41300	Hourly wages	67,633	60,000	60,000	60,000
41600-42500	Benefits	4,144,385	3,999,032	3,999,032	4,290,577
42600-42700	Retirement	4,033,593	4,109,720	4,109,720	3,940,876
	Total Salaries & Benefits	28,992,912	29,245,076	29,605,076	29,557,266
MAINTENANCE & OPERATION					
42800	Auto allowance	16,200	16,200	16,200	16,200
42900	Uniform allowance	123,533	125,000	125,000	123,800
43050	Repairs-bldgs & grounds	33,772	25,000	25,000	25,000
43060	Utilities	226,368	280,000	280,000	214,999
43080	Rent	1,565	-	-	-
43110	Contractual services	21,714	42,325	54,325	55,501
43150	Cost allocation charge	1,635	-	-	-
44100	Repairs to equipment	39,383	40,000	40,000	33,651
44120	Repairs to office equip	457	500	500	500
44250	Data communication	-	-	-	1,400
44300	Telephone	13,980	38,000	38,000	50,000
44350	Vehicle maintenance	265,512	-	-	-
44351	Fleet / equip rental charge	-	1,069,335	1,069,335	1,069,335
44352	ISD service charge	-	-	-	555,501
44400	Janitorial services	22,750	18,000	18,000	25,000
44450	Postage	2,482	2,500	2,500	2,500
44500	Support of prisoners	105	-	-	-
44550	Travel	2,541	-	-	-
44600	Laundry & towel service	11,398	11,500	11,500	10,000
44650	Training	1,670	5,000	5,000	1,700
44700	Computer software	18,287	14,000	14,000	14,020
44750	Liability	735,008	497,885	497,885	469,168
44751	Insurance/surety bond premium	-	-	-	47,787
44800	Membership and dues	345	500	500	500
45100	Books	193	100	100	250
45150	Furniture & equipment	23,641	30,000	48,000	30,000
45170	Computer hardware	414	2,500	2,500	300
45200	Maps and blue prints	2,207	2,500	2,500	1,000
45250	Office supplies	16,038	18,000	18,000	13,000
45300	Small tools	(50)	500	500	250
45350	General supplies	159,479	101,020	135,120	130,696
45400	Reports & publications	-	150	150	150
45450	Printing and graphics	1,038	1,000	1,000	500
45503	Fuel - gasoline	45,940	-	-	-
45504	Fuel - diesel gas	102,582	-	-	-
46000	Depreciation	654,647	-	-	-
46900	Business meetings	5,305	7,000	7,000	8,000
47000	Miscellaneous	677	500	500	5,000
47010	Discount earned & lost	(63)	-	-	-
49050	Charges-other depts	(25,638)	(15,000)	(15,000)	-
	Total Maintenance & Operation	2,525,113	2,334,015	2,398,115	2,905,708
CAPITAL OUTLAY					
51000	Capital outlay	77,840	54,000	21,900	54,000
	Total Capital Outlay	77,840	54,000	21,900	54,000
TOTAL		\$ 31,595,865	\$ 31,633,091	\$ 32,025,091	\$ 32,516,974

**CITY OF GLENDALE
FIRE DEPARTMENT
MECHANICAL MAINTENANCE
101-404**

		Actual 2008-09	Adopted 2009-10	Revised 2009-10	Adopted 2010-11
SALARIES & BENEFITS					
41100	Salaries	265,989	-	-	-
41200	Overtime	258	-	-	-
41600-42500	Benefits	75,039	-	-	-
42600-42700	Retirement	32,105	-	-	-
42799	Salary charges out	(8,883)	-	-	-
	Total Salaries & Benefits	364,509	-	-	-
MAINTENANCE & OPERATION					
42900	Uniform allowance	450	-	-	-
43050	Repairs-bldgs & grounds	1,750	-	-	-
43060	Utilities	20,004	-	-	-
44300	Telephone	4,000	-	-	-
44350	Vehicle maintenance	279	-	-	-
44351	Fleet / equip rental charge	-	539,595	539,595	539,595
44600	Laundry & towel service	2,688	-	-	-
44750	Liability	8,008	-	-	-
45100	Books	184	-	-	-
45150	Furniture & equipment	454	-	-	-
45250	Office supplies	215	-	-	-
45300	Small tools	395	-	-	-
45350	General supplies	1,625	-	-	-
45502	Fuel-natural gas	494	-	-	-
45503	Fuel - gasoline	5,937	-	-	-
45504	Fuel - diesel gas	1,191	-	-	-
	Total Maintenance & Operation	47,674	539,595	539,595	539,595
TOTAL		\$ 412,183	\$ 539,595	\$ 539,595	\$ 539,595

**CITY OF GLENDALE
FIRE DEPARTMENT
PREVENTION
101-411**

		Actual 2008-09	Adopted 2009-10	Revised 2009-10	Adopted 2010-11
SALARIES & BENEFITS					
41100	Salaries	749,717	781,825	781,825	782,187
41200	Overtime	20,626	50,000	50,000	50,000
41300	Hourly wages	17,649	60,000	60,000	25,000
41600-42500	Benefits	201,483	219,981	219,981	217,683
42600-42700	Retirement	131,539	113,835	113,835	124,140
	Total Salaries & Benefits	1,121,013	1,225,641	1,225,641	1,199,010
MAINTENANCE & OPERATION					
42800	Auto allowance	10,080	10,080	10,080	4,800
42900	Uniform allowance	3,704	4,320	4,320	4,500
43050	Repairs-bldgs & grounds	-	200	200	200
43110	Contractual services	184,749	265,000	265,000	145,000
44100	Repairs to equipment	375	500	500	250
44120	Repairs to office equip	246	500	500	500
44300	Telephone	6,200	8,900	8,900	12,000
44350	Vehicle maintenance	236	-	-	-
44351	Fleet / equip rental charge	-	250	250	250
44352	ISD service charge	-	-	-	27,881
44400	Janitorial services	25	-	-	-
44450	Postage	2,057	6,500	6,500	1,500
44550	Travel	91	-	-	460
44650	Training	780	3,000	3,000	540
44750	Liability	23,765	21,320	21,320	19,628
44751	Insurance/surety bond premium	-	-	-	1,815
44800	Membership and dues	1,343	2,400	2,400	2,000
45050	Periodicals & newspapers	-	200	200	200
45100	Books	699	3,500	3,500	3,500
45150	Furniture & equipment	195	2,000	2,000	2,000
45200	Maps and blue prints	-	500	500	500
45250	Office supplies	6,600	10,000	10,000	8,000
45300	Small tools	-	250	250	250
45350	General supplies	6,714	9,500	9,500	5,000
45450	Printing and graphics	1,996	8,000	8,000	2,500
46900	Business meetings	690	750	750	2,000
47000	Miscellaneous	636	600	600	600
	Total Maintenance & Operation	251,179	358,270	358,270	245,874
TOTAL		\$ 1,372,192	\$ 1,583,911	\$ 1,583,911	\$ 1,444,884

**CITY OF GLENDALE
FIRE DEPARTMENT
COMMUNICATIONS
101-415**

		Actual 2008-09	Adopted 2009-10	Revised 2009-10	Adopted 2010-11
<hr/>					
MAINTENANCE & OPERATION					
43110	Contractual services	886,506	910,657	885,657	914,317
	Total Maintenance & Operation	886,506	910,657	885,657	914,317
		<hr/>			
TOTAL		\$ 886,506	\$ 910,657	\$ 885,657	\$ 914,317
		<hr/>			

**CITY OF GLENDALE
FIRE DEPARTMENT
EMERGENCY SERVICES
101-425**

		Actual 2008-09	Adopted 2009-10	Revised 2009-10	Adopted 2010-11
SALARIES & BENEFITS					
41100	Salaries	38,172	56,478	56,478	71,851
41200	Overtime	5,214	20,000	20,000	20,000
41600-42500	Benefits	9,170	18,719	18,719	16,723
42600-42700	Retirement	9,001	13,555	13,555	15,521
	Total Salaries & Benefits	61,557	108,752	108,752	124,095
MAINTENANCE & OPERATION					
42900	Uniform allowance	271	500	500	500
43050	Repairs-bldgs & grounds	4,933	-	-	4,000
44100	Repairs to equipment	411	100	100	2,000
44120	Repairs to office equip	-	100	100	100
44250	Data communication	-	-	25,000	-
44300	Telephone	16,000	26,000	26,000	26,000
44350	Vehicle maintenance	14	-	-	-
44351	Fleet / equip rental charge	-	100	100	100
44352	ISD service charge	-	-	-	22,140
44450	Postage	966	1,250	1,250	1,000
44550	Travel	-	-	-	1,000
44650	Training	1,474	1,000	1,000	1,500
44700	Computer software	52	100	100	100
44750	Liability	3,528	1,948	1,948	2,021
44751	Insurance/surety bond premium	-	-	-	212
44800	Membership and dues	704	750	750	750
45150	Furniture & equipment	568	1,000	1,000	1,000
45170	Computer hardware	-	1,000	1,000	1,000
45200	Maps and blue prints	-	100	100	500
45250	Office supplies	1,298	2,000	2,000	5,000
45350	General supplies	36,013	25,075	25,075	5,000
45450	Printing and graphics	1,029	15,000	15,000	5,000
46900	Business meetings	1,729	1,000	1,000	1,000
47000	Miscellaneous	14	500	500	500
	Total Maintenance & Operation	69,005	77,523	102,523	80,423
CAPITAL OUTLAY					
51000	Capital outlay	-	-	15,067	30,000
	Total Capital Outlay	-	-	15,067	30,000
TOTAL		\$ 130,562	\$ 186,275	\$ 226,342	\$ 234,518

**CITY OF GLENDALE
FIRE DEPARTMENT
FIRE GRANT FUND
265-401**

		Actual 2008-09	Adopted 2009-10	Revised 2009-10	Adopted 2010-11
SALARIES & BENEFITS					
41100	Salaries	68,248	72,004	72,004	87,318
41200	Overtime	23,896	-	157,626	266,296
41600-42500	Benefits	17,330	15,348	15,348	17,464
42600-42700	Retirement	7,630	8,294	8,294	8,855
	Total Salaries & Benefits	117,104	95,646	253,272	379,933
MAINTENANCE & OPERATION					
43110	Contractual services	24,375	19,500	1,000	-
44350	Vehicle maintenance	1,247	-	-	-
44500	Support of prisoners	-	2,000	-	-
44550	Travel	1,648	-	-	-
44650	Training	3,980	1,500	53,500	-
44700	Computer software	23,767	-	-	-
44750	Liability	1,843	2,047	-	1,897
44751	Insurance/surety bond premium	-	-	-	152
45100	Books	2,328	-	-	-
45150	Furniture & equipment	214,369	-	140,323	105,535
45170	Computer hardware	12,715	-	25,000	-
45250	Office supplies	1,821	1,500	-	-
45300	Small tools	25,274	-	-	-
45350	General supplies	49,354	4,000	37,115	-
45450	Printing and graphics	4,492	6,000	5,768	3,000
46900	Business meetings	98	300	-	-
47000	Miscellaneous	2,258	-	-	-
47010	Discount earned & lost	(574)	-	-	-
	Total Maintenance & Operation	368,997	36,847	262,706	110,584
CAPITAL OUTLAY					
51000	Capital outlay	2,188,579	-	1,259,480	2,924,375
	Total Capital Outlay	2,188,579	-	1,259,480	2,924,375
TOTAL		\$ 2,674,680	\$ 132,493	\$ 1,775,458	\$ 3,414,892

**CITY OF GLENDALE
FIRE DEPARTMENT
FIRE MUTUAL AID FUND
266-403**

		Actual 2008-09	Adopted 2009-10	Revised 2009-10	Adopted 2010-11
SALARIES & BENEFITS					
41200	Overtime	1,347,348	150,000	630,000	350,000
41600-42500	Benefits	113,859	-	-	34,475
	Total Salaries & Benefits	1,461,206	150,000	630,000	384,475
MAINTENANCE & OPERATION					
44750	Liability	23,202	-	20,000	7,700
	Total Maintenance & Operation	23,202	-	20,000	7,700
TOTAL		\$ 1,484,408	\$ 150,000	\$ 650,000	\$ 392,175

**CITY OF GLENDALE
FIRE DEPARTMENT
SPECIAL EVENTS FUND
267-403**

		Actual 2008-09	Adopted 2009-10	Revised 2009-10	Adopted 2010-11
SALARIES & BENEFITS					
41200	Overtime	-	-	84,500	84,500
	Total Salaries & Benefits	-	-	84,500	84,500
MAINTENANCE & OPERATION					
44750	Liability	-	-	1,750	1,750
	Total Maintenance & Operation	-	-	1,750	1,750
TOTAL		\$ -	\$ -	\$ 86,250	\$ 86,250

**CITY OF GLENDALE
FIRE DEPARTMENT
CAPITAL IMPROVEMENT FUND-FIRE
401-401**

		Actual 2008-09	Adopted 2009-10	Revised 2009-10	Adopted 2010-11
<hr/>					
CAPITAL PROJECTS					
51200	Other improvements	-	500,000	500,000	-
	Total Capital Projects	-	500,000	500,000	-
		<hr/>			
	TOTAL	\$ -	\$ 500,000	\$ 500,000	\$ -
		<hr/>			

CITY OF GLENDALE
FIRE DEPARTMENT
HAZARDOUS DISPOSAL FUND-TRANSFER TO OTHER FUNDS
510-195

		Actual 2008-09	Adopted 2009-10	Revised 2009-10	Adopted 2010-11
<hr/>					
TRANSFERS					
48010	Transfer-General Fund	100,000	-	-	-
	Total Transfers	100,000	-	-	-
		<hr/>			
TOTAL		\$ 100,000	\$ -	\$ -	\$ -

**CITY OF GLENDALE
FIRE DEPARTMENT
HAZARDOUS DISPOSAL FUND
510-421**

		Actual 2008-09	Adopted 2009-10	Revised 2009-10	Adopted 2010-11
SALARIES & BENEFITS					
41100	Salaries	810,753	862,160	862,160	817,362
41200	Overtime	8,974	15,000	15,000	15,000
41600-42500	Benefits	216,418	235,591	235,591	257,735
42600-42700	Retirement	97,747	104,605	104,605	95,053
	Total Salaries & Benefits	1,133,892	1,217,356	1,217,356	1,185,150
MAINTENANCE & OPERATION					
42800	Auto allowance	7,200	7,200	7,200	7,200
42900	Uniform allowance	3,453	3,600	3,600	5,724
43050	Repairs-bldgs & grounds	9,360	10,000	10,000	10,000
43060	Utilities	21,613	25,000	25,000	26,000
43110	Contractual services	248,104	148,500	148,500	156,000
43150	Cost allocation charge	73,932	197,438	197,438	292,681
44100	Repairs to equipment	-	2,000	2,000	1,000
44120	Repairs to office equip	122	250	250	250
44200	Advertising	6,721	5,000	5,000	5,000
44300	Telephone	7,312	7,500	7,500	6,000
44350	Vehicle maintenance	(8,723)	-	-	-
44351	Fleet / equip rental charge	-	2,000	2,000	2,000
44352	ISD service charge	-	-	-	35,259
44400	Janitorial services	8,400	8,400	8,400	1,000
44450	Postage	2,787	1,750	1,750	2,800
44550	Travel	-	1,000	1,000	1,000
44600	Laundry & towel service	201	-	-	500
44650	Training	4,719	7,500	7,500	3,500
44700	Computer software	1,791	2,000	2,000	-
44750	Liability	28,887	29,000	29,000	20,809
44751	Insurance/surety bond premium	-	-	-	2,899
44760	Regulatory	12,597	6,250	6,250	12,600
44800	Membership and dues	-	200	200	300
45050	Periodicals & newspapers	393	400	400	400
45100	Books	687	1,000	1,000	600
45150	Furniture & equipment	5,233	2,800	2,800	2,800
45170	Computer hardware	-	1,000	1,000	-
45250	Office supplies	2,644	3,500	3,500	1,000
45300	Small tools	-	350	350	100
45350	General supplies	33,523	24,000	24,000	24,000
45450	Printing and graphics	-	1,000	1,000	500
46000	Depreciation	45,530	57,196	57,196	45,350
46500	Uncollectible accounts	43	15,000	15,000	5,700
46900	Business meetings	1,135	750	750	750
47000	Miscellaneous	470	1,000	1,000	1,000
	Total Maintenance & Operation	518,133	572,584	572,584	674,722
CAPITAL OUTLAY					
51000	Capital outlay	-	-	40,000	-
	Total Capital Outlay	-	-	40,000	-
TOTAL		\$ 1,652,025	\$ 1,789,940	\$ 1,829,940	\$ 1,859,872

**CITY OF GLENDALE
FIRE DEPARTMENT
FIRE PARAMEDIC DEPARTMENT
511-405**

		Actual 2008-09	Adopted 2009-10	Revised 2009-10	Adopted 2010-11
SALARIES & BENEFITS					
41100	Salaries	3,053,675	3,192,280	3,192,280	2,617,611
41200	Overtime	944,278	875,000	875,000	656,250
41300	Hourly wages	-	-	-	405,003
41600-42500	Benefits	795,320	750,459	750,459	810,002
42600-42700	Retirement	701,948	748,000	748,000	558,218
	Total Salaries & Benefits	5,495,221	5,565,739	5,565,739	5,047,084
MAINTENANCE & OPERATION					
42900	Uniform allowance	20,022	20,700	20,700	15,403
43050	Repairs-bldgs & grounds	39	200	200	200
43110	Contractual services	306,629	326,120	326,120	309,620
43150	Cost allocation charge	8,883	-	-	-
44100	Repairs to equipment	6,212	8,000	8,000	8,000
44300	Telephone	3,941	3,600	3,600	4,000
44350	Vehicle maintenance	38,672	-	-	-
44351	Fleet / equip rental charge	-	65,196	65,196	65,196
44450	Postage	57	40	40	40
44650	Training	8,080	9,000	9,000	7,263
44700	Computer software	16,040	19,000	19,000	16,040
44750	Liability	97,532	98,205	98,205	91,971
44751	Insurance/surety bond premium	-	-	-	14,941
44800	Membership and dues	150	150	150	150
45150	Furniture & equipment	80	1,000	1,000	1,000
45250	Office supplies	11,834	7,000	7,000	10,000
45350	General supplies	159,757	150,000	150,000	144,737
45450	Printing and graphics	5,238	6,000	6,000	6,000
45504	Fuel - diesel gas	27,728	-	-	-
46400	Insurance write down	5,272,262	4,709,426	4,709,426	5,895,499
46500	Uncollectible accounts	1,188,937	1,043,168	1,043,168	1,399,728
46900	Business meetings	560	370	370	500
47000	Miscellaneous	114,577	500	500	500
47010	Discount earned & lost	(4)	-	-	-
	Total Maintenance & Operation	7,287,226	6,467,675	6,467,675	7,990,788
CAPITAL OUTLAY					
51000	Capital outlay	59,579	303,550	152,689	120,000
	Total Capital Outlay	59,579	303,550	152,689	120,000
TOTAL		\$ 12,842,026	\$ 12,336,964	\$ 12,186,103	\$ 13,157,872

**CITY OF GLENDALE
FIRE DEPARTMENT
FIRE COMMUNICATION FUND
701-416**

		Actual 2008-09	Adopted 2009-10	Revised 2009-10	Adopted 2010-11
SALARIES & BENEFITS					
41100	Salaries	1,224,878	1,443,966	1,443,966	1,485,771
41200	Overtime	291,069	266,745	266,745	266,745
41300	Hourly wages	80,223	25,000	25,000	25,000
41600-42500	Benefits	276,754	273,406	273,406	329,868
42600-42700	Retirement	145,430	163,756	163,756	171,523
	Total Salaries & Benefits	<u>2,018,355</u>	<u>2,172,873</u>	<u>2,172,873</u>	<u>2,278,907</u>
MAINTENANCE & OPERATION					
42800	Auto allowance	32	100	100	100
42900	Uniform allowance	8,535	9,860	9,860	10,156
43050	Repairs-bldgs & grounds	7,356	10,000	10,000	10,000
43060	Utilities	25,861	27,568	27,568	28,395
43080	Rent	-	140,160	140,160	140,160
43110	Contractual services	45,550	1,000	1,000	31,030
43150	Cost allocation charge	-	447,160	447,160	320,379
44100	Repairs to equipment	3,606	26,000	26,000	43,002
44120	Repairs to office equip	-	200	200	200
44250	Data communication	174,637	93,034	93,034	161,574
44300	Telephone	85,653	86,000	86,000	70,436
44352	ISD service charge	-	-	-	100,027
44400	Janitorial services	-	400	400	400
44450	Postage	17	25	25	25
44550	Travel	1,098	9,960	9,960	14,604
44600	Laundry & towel service	-	100	100	100
44650	Training	1,654	1,500	1,500	1,900
44700	Computer software	20,988	85,607	85,607	74,357
44750	Liability	35,412	42,000	42,000	44,438
44751	Insurance/surety bond premium	-	-	-	5,273
44800	Membership and dues	195	290	290	299
45050	Periodicals & newspapers	-	105	105	25
45100	Books	-	3,000	3,000	3,000
45150	Furniture & equipment	2,858	3,500	3,500	3,500
45170	Computer hardware	11,854	27,680	27,680	10,000
45200	Maps and blue prints	98	175	175	175
45250	Office supplies	4,459	4,000	4,000	4,120
45300	Small tools	155	300	300	300
45350	General supplies	1,106	2,000	2,000	2,000
45400	Reports & publications	-	250	250	258
45450	Printing and graphics	-	100	100	100
46000	Depreciation	256,664	179,889	179,889	205,455
46900	Business meetings	999	600	600	600
47000	Miscellaneous	333	500	500	500
	Total Maintenance & Operation	<u>689,119</u>	<u>1,203,063</u>	<u>1,203,063</u>	<u>1,286,888</u>
CAPITAL OUTLAY					
51000	Capital outlay	194,089	67,000	67,000	220,174
	Total Capital Outlay	<u>194,089</u>	<u>67,000</u>	<u>67,000</u>	<u>220,174</u>
CAPITAL PROJECTS					
59999	Asset capitalization	(154,138)	-	-	-
	Total Capital Projects	<u>(154,138)</u>	<u>-</u>	<u>-</u>	<u>-</u>
TOTAL		<u>\$ 2,747,425</u>	<u>\$ 3,442,936</u>	<u>\$ 3,442,936</u>	<u>\$ 3,785,969</u>

FIRE
Personnel Classification Detail

Classification	Actual 2008-09	Budget 2009-10	Revised Budget 2009-10	Budget 2010-11
<u>Salaried Employees</u>				
Administrative Analyst	1.00	1.00	1.00	1.00
Administrative Assistant	2.00	2.00	2.00	2.00
Deputy Fire Chief	-	-	-	-
Emergency Med Tech Coordinator	-	-	1.00	1.00
Engineering Project Specialist	1.00	1.00	1.00	1.00
Environmental Mgmt Coordinator	1.00	1.00	1.00	1.00
Equipment Mechanic I	1.00	-	-	-
Equipment Mechanic II	2.00	-	-	-
Exec Adminis/Verdugo Fire Comm	-	-	1.00	1.00
Executive Secretary (Steno)	1.00	1.00	1.00	1.00
Fire Battalion Chief	6.00	6.00	6.00	6.00
Fire Captain	39.00	39.00	39.00	39.00
Fire Chief	1.00	1.00	1.00	1.00
Fire Communication Administrator	1.00	1.00	-	-
Fire Comm. Shift Supervisor	5.00	5.00	5.00	5.00
Fire Comm. Operator (42 Hour)	12.00	12.00	12.00	12.00
Fire Engineer	37.00	37.00	37.00	37.00
Fire Environmental Specialist	2.00	2.00	2.00	2.00
Fire Marshal	1.00	1.00	1.00	1.00
Fire Prevention Coordinator	1.00	1.00	1.00	1.00
Fire Prevention Inspector	2.00	2.00	2.00	2.00
Fire Protection Engineer I	-	-	-	-
Fire Protection Engineering Assoc.	-	-	-	-
Fire Protection Specialist I	1.00	1.00	1.00	1.00
Firefighter	102.00	102.00	102.00	96.00
Mail Services Specialist	-	-	-	-
Neighborhood Services Field Rep.	2.00	2.00	2.00	2.00
Office Services Specialist I	-	-	-	-
Office Services Specialist II	1.00	1.00	1.00	1.00
Public Education Coordinator	1.00	1.00	1.00	1.00
Public Safety Business Administrator	1.00	1.00	1.00	1.00
Senior Administrative Analyst	1.00	1.00	1.00	1.00
Senior Equipment Mechanic	1.00	-	-	-
Senior Fire Environmental Specialist	3.00	3.00	3.00	3.00
Senior IT Applications Specialist	1.00	1.00	1.00	1.00
Senior Office Services Specialist	3.00	3.00	3.00	3.00
Storekeeper	1.00	1.00	1.00	1.00
Total Salaried Employees	<u>234.00</u>	<u>230.00</u>	<u>231.00</u>	<u>225.00</u>

FIRE
Personnel Classification Detail

Classification	Actual 2008-09	Budget 2009-10	Revised Budget 2009-10	Budget 2010-11		
<u>Hourly Employees*</u>			**	**	**	**
Ambulance Operator		-		-	12.00	(20)
City Resource Specialist		-		-	0.20	(1)
Fire Cadet		2.40	(15)	2.40	(15)	2.40 (15)
Fire Communications Operator		-		-	1.00	(3)
Hourly City Worker		0.20	(1)	0.20	(1)	-
Public Education Instructor		1.00	(3)	1.00	(3)	1.00 (3)
Total Hourly Employees		<u>3.60</u>		<u>3.60</u>	<u>16.60</u>	
Fire Total		<u><u>234.00</u></u>		<u><u>233.60</u></u>	<u><u>234.60</u></u>	<u><u>241.60</u></u>

* Hourly Employees - Data not available prior to fiscal year 2009-10

** Indicates number of positions corresponding to the stated Full-Time Equivalence (FTE)

CITY OF GLENDALE, CA

Glendale Water & Power

2010 – 2011

Adopted Budget

CITY OF GLENDALE

GLENDALE WATER & POWER

MISSION STATEMENT

GWP strives to deliver reliable, high quality, environmentally-sensitive, and sustainable water and power services to our customers in a caring and cost-competitive manner, while creating a stimulating and rewarding work experience for our employees.

This mission is accomplished through the prudent use of resources, technology, innovation, teamwork and planning to ensure sufficient supply for today and the future.

DEPARTMENT DESCRIPTION

GWP consists of four divisions:

- Electrical Services
- Customer and Support Services
- Power Supply
- Water Services

The focus of these divisions is to ensure that the City is served well today, and is poised to meet future challenges. The key components in GWP's operation include:

Electric Services - Provide reliable and efficient electric service by maintaining and making continuous improvements in the power delivery system.

Water Supply - Maximize the production of local water resources and the efficiency of water use.

Power Supply - Ensure reliable power supply under severe legislative /regulatory controls and restrictions through a portfolio of resources, including a reconfigured Grayson Power Plant.

Customer & Support Services - Achieve high customer satisfaction levels by increasing the value of all GWP programs and services.

Rates - Achieve water and electric rates that are at the median of comparable utilities in Southern California.

Infrastructure - Assure the highest achievable service reliability by continuously improving and maintaining the GWP physical plant, electric and water facilities.

Work Force - Hire, develop, and retain a safe, highly skilled, dedicated, and customer-focused work force.

CITY OF GLENDALE

GLENDALE WATER & POWER

Systems - Utilize new and existing information systems and technologies that reduce GWP's costs, enhance customer service, and increase operational effectiveness.

Legislation and Regulation - Influence local, state, and federal legislation and regulations to benefit the customers and GWP's efficient operation.

RELATIONSHIP TO STRATEGIC GOALS

Utilities

GWP will provide reliable electrical service by implementing the following:

- Reducing the number of outages by 25 per year
- Replacing aging infrastructure and proper planning of future infrastructure
- Implementing effective asset management

Technology

The successful Implementation of the Smart Grid project will position GWP in the forefront of technology, giving customers access to real time information.

With the support of the Water and Electric Services Divisions, the Customer and Support Services Division has led GWP's move to the Smart Grid for the past two years. Smart Grid provides the foundation for a host of functions to make GWP more energy efficient and to help customers better manage their electric and water usage, and thereby reducing their utility bills.

Trust in Government

The Customer and Support Services Division plays a strong role in a number of areas of the strategic plan, including communications with customers and internal stakeholders, helping to reduce customer energy and water consumption, helping reduce electric and water rates, and working to implement new technologies, such as the Advanced Metering Infrastructure and Meter Data Management System, all part of the Smart Grid, to prepare GWP for the future.

MAJOR ACCOMPLISHMENTS

Electrical Services

- Completed and activated the SONET System to effectively communicate to all the electric substations via the fiber optic system

CITY OF GLENDALE

GLENDALE WATER & POWER

- Completed the conceptual design and RFP for the new Glorietta Substation. Staff held a community meeting to address residents' potential concerns about the project
- Finalized engineering design for the improvement of the relay operation of the 34.5 kV transmission system
- Coordinated fusing on Tropic #10 and Rossmoyne #12 feeders to continually make improvements on the system reliability

Customer & Support Services

- Utility Operations Center (UOC) Phase 1 Site Development Program designs have been completed. Projects included the training center, utility building, parking lot, main entrance, walls and gates
- GWP completed the electronic security designs
- GWP Utility Operations Center has completed energy efficient lighting upgrades
- Implemented procedures for meeting the Fair and Accurate Credit Transactions Act
- Developed procedures to mitigate energy and water theft
- Reduced electrical growth by one percent of retail sales
- Implemented the new Citizen Rapid Notification System
- Implemented a monthly payment plan via Direct Debit
- Developed a Revenue Protection Program that established clear guidelines for the recovery of fees and costs associated with the theft of water and electric services

Power Supply

Power Management

- Rehabilitated thirty (30) boiler water wall tubes in Unit 4
- Overhauled Unit 8A and 8C Combustion Turbines

CITY OF GLENDALE

GLENDALE WATER & POWER

- Purchased and installed two new acid storage tanks for Grayson Power Plant's Water Treatment System
- Completed the installation of new HVAC Systems for Grayson Power facility and Unit 8 remote control room
- Replaced the third Reverse Osmosis System Unit for water treatment in Grayson Power Plant
- Upgraded the Unit 5 Mobotec NOx emissions control system
- Cleaned and rejuvenated the CO catalysts of Unit 8BC Gas Turbine
- Acquired the Scholl Canyon Landfill Gas Compressor Plant and Pipeline System

Energy Marketing Unit

- Established hedge funds to control energy risk with The Energy Authority
- Developed a stronger Renewable Power Resource portfolio by asset purchasing of 50% of Tieton Hydro Generating Plant (9MW) and negotiating contracts for the Windy Point/Windy Flats Wind Project (20 MW) and the Linden Ranch Wind Project (5 MW)
- Completed the Asset Optimization Study for local and outside energy resources
- Reduced fuel expense through prepayment of landfill gas fuel in the acquisition of Scholl Canyon Landfill Gas Compressor Plant, thereby reducing the Fuel Adjustment Charge by 9%
- Implemented the marketing services contracted to ACES Power Marketing

Water Services

- Received the AMWA's Gold Award for Exceptional Utility Management

Potable Water Source Improvements

- Successful start-up of two chromium 6 treatment facilities
- Installed dedicated line to convey polluted groundwater to new treatment facility
- GIS-located all system valves and fire hydrants

CITY OF GLENDALE

GLENDALE WATER & POWER

- Pumping Plant Improvements were done including rehabilitation of the Foothill Well in the Verdugo Basin
- Completed Design and permitting of Diederich Main Replacement

Reservoirs/Tanks

- Completed construction of the Chevy Chase 968 Reservoir and Pump Station

Water Mains

- Completed Dryden Project replacing 8,000 feet of old main
- Central Project in progress, approximately 50% complete; cleaned and lined approximately 20,000 feet of old main to-date

Water Service and Meter

- Began Advanced Metering Infrastructure project and installed 466 Proof-of-Concept meters

Operations and Maintenance

- Cleaned 7 storage facilities
- Reliably operated the system 24/7/365
- Performed all scheduled maintenance

FUTURE OUTLOOK

On March 3, 2009, the newly developed GWP Strategic Plan was presented to Glendale's City Council. This plan covered an outlook from 2009 – 2014. This plan represents a total collaborative effort that involved GWP employees at every level within the organization, stakeholders and customer groups.

This plan has provided a pathway to a new future for water and power customer service. Out of this plan came specific priorities for strategic response. These priorities contain specific key target areas which have been quantified and tracked. These priorities and key target areas are as follows:

CITY OF GLENDALE

GLENDALE WATER & POWER

Water Supply:

- Produce 3,856 AFY from Verdugo Basin by 2014
- Serve 2,500 AFY recycled water by 2013
- Institute a 2.5% PBC-like charge to fund water conservation measures by 2010
- Reduce water usage by 7 % over 2006 base year by 2014

Power Supply:

- Reduce electrical usage by 7% by 2014
- Increase GPP efficiency to <10,000 heat rate by 2015
- Reduce GHG emissions to 1990 levels by 2020
- Achieve a balanced energy portfolio by 2020
- Operate Energy Management Resources Group under defined metrics by 2011

Customer Service:

- Consistently achieve above average customer satisfaction scores from the CMUA survey
- Ensure that all affected customers and public are consistently notified of all GWP activities
- Restore minor power outages within 10 minutes and major outages within 20 minutes by 2014

Rates:

- Establish water rates at or below 80% of the average rates in the area by 2014
- Reduce electric rates to 35% below SCE by 2014
- Increase annual electrical wholesale revenue to \$10M by 2014
- Reduce electrical system losses to <10% by 2014

CITY OF GLENDALE

GLENDALE WATER & POWER

Water Infrastructure:

- Reduce unaccounted for water to 5% by 2011
- Replace all small meters installed before 2004 by 2011
- Replace/rehabilitate 25 miles of pipe by 2014
- Implement effective asset management by 2013

Electric Infrastructure:

- Reduce number of outages to less than 25 per year by 2014
- Upgrade transmission system to 69 kV by 2014
- Convert distribution feeders from 4 kV to 12 kV by 2020
- Replace all electromechanical relays with state-of-the-art relays by 2018
- Implement effective asset management by 2013

Systems:

- Achieve 100% AMI meter saturation by 2012
- Operate GWP within a city-wide GIS by 2013
- Implement new Department of Finance processes for GWP transactions by 2010
- Create a GWP system integration that assures no redundant data entry by 2012
- Launch profitable new business ventures by 2012

Workforce:

- Continually improve job satisfaction of our employees beginning 2009
- Have <5% vacancy rate beginning by 2012
- Achieve annual utility average OSHA incident rate of 2.0 by 2014
- Have zero preventable vehicle accidents each year beginning July 2010

CITY OF GLENDALE GLENDALE WATER & POWER

City of Glendale:

- Improve communications with customers, City Council, and City Departments beginning 2009
- Develop optimum transfer level for mutual benefit by 2014
- Develop communications vehicles to improve GWP's public image by 2011
- Implement new collaborative ventures with City departments by 2011

Legislation & Regulation:

- Continue compliance with state and federal regulatory requirements starting in 2009
- Establish and continue on-going relationships with state and federal legislators and regulators starting in 2010
- Develop specific GWP legislative strategy and initiatives starting in 2010
- Continue providing quarterly report on compliance, strategies, relationships and major activities and successes starting in 2009

Electrical Services will implement the following projects:

Substations Engineering

- Upgrade protection on four 34kV lines
- Replace three aging breakers and add PT's at Columbus
- Replace three cap bank breakers
- Complete Glorietta Substation construction
- Complete 2nd phase of Kellogg-GIS backup. (transformer at Glendale rack)

CITY OF GLENDALE

GLENDALE WATER & POWER

Transmission & Distribution Engineering

- Extend the underground portion of the Kellogg-Columbus West 69kV line to San Fernando Road between Doran and construct an accompanying distribution substructure system
- Construct the underground 12kV getaway substructure and wiring system on Glorietta Avenue for the new Glorietta Substation
- Relocate the overhead distribution lines and the Kellogg Western # 2 overhead 69kV line impacted by the Caltrans project on the 5 Freeway-Western Avenue off ramp
- Complete the remaining work on the replacement of deteriorating Vault # 1014 on Laurel Avenue east of Central Avenue
- Replace deteriorating vault # 1136 on Arden Avenue east of Pacific Avenue
- Perform coordinated feeder re-fusing on # 7 Scholl, # 7 Columbus, # 2 Western and # 9 Tropic
- Construct 12 underground circuit extensions for various customers
- Implement the first year of Smart Grid project

Street Light Engineering

- Paint 250 cast iron street light poles
- Install new street lights by petition
- Replace 20 deteriorating concrete poles

Compliance

- Update/revise all the NERC procedures
- Update all RSAWs with new Question-Answer sections
- Self Certification: For Critical Cyber Assets (CIP-002 to CIP-009) for GO-GOP-LSE. (Jan 01 -15, 09)

CITY OF GLENDALE GLENDALE WATER & POWER

- Self Certification: NERC Standards under all functions GO-GOP-LSE-PSE-RP-P. (March, 09)
- Evidence for Audit: Gather and document evidence for audits. (For period 2007-2008)
- Provide the requested data and documentation to NERC
- Submit Generation Protection Misoperation (PRC-004-1)
- Data submittals under LSE / DP Project to WECC
- Conduct mock audits for all NERC standards
- Perform assessment of all cyber assets

Customer Service

- Install 20 primary services
- Install 540 secondary services

The **Customer and Support Services Division** will implement the following projects:

- UOC Phase 1 Site Development Program for perimeter walls and security to be undertaken in 2010
- GWP electronic security system installation is scheduled to begin in 2010
- Complete first year of the Smart Grid Project
- Reduce electric growth by 1% of retail sales and implement water conservation to achieve at least 10 % reduction in water use
- Award and begin installation of the AMI/MDMS system
- Implement a new energy and water theft program
- Implement the new Citizen Rapid Notification System

CITY OF GLENDALE

GLENDALE WATER & POWER

The ***Power Supply Division*** will implement the following projects:

- GWP Power Supply will provide the forecasted electric system energy requirements of 1,020,000 MWH at the lowest market price available for the FY 2010-11. This energy will supplement the local production in the Grayson Power Plant. Also through the Energy Management Group, GWP shall pursue renewable power supply contracts. These goals support the City's Strategic Plan in the area of Environment & Conservation by the acquisition of energy from outside resources that are more efficient and renewable. It also relates to the area of Economic Development and Service Delivery by the purchase of energy which is less expensive than local generation.
- GWP Power Supply will continue to undertake projects to improve reliability and increase efficiency of local power generation units at Grayson. GWP Power Supply is actively evaluating a course of action to reconfigure the Grayson Power Plant in order to meet GWP's Strategic Plan.
- GWP Power Supply will continue to look for opportunities in wholesale trading to increase net wholesale income.

The ***Water Services Division*** will implement the following services:

Organizational Accomplishments

- Full Implementation of CityWorks for computerized water system maintenance
- Prepare Electronic Operations Manual

Pumping Plant Improvements

- Construct Glorietta Well #8 (at Rockhaven) and plan for nitrate removal
- Complete tie-in of Foothill Well to the distribution system

Water Mains

- Complete Diederich main project
- Complete Central Project

Water Service and Meter

- Connect two new recycled water system customers

**CITY OF GLENDALE
GLENDALE WATER & POWER**

- Complete advanced metering infrastructure implementation

Operations and Maintenance

- Clean 5 storage facilities
- Reliably operate the system 24/7/365 days
- Repair all deficient valves identified by iWater System
- Perform all scheduled maintenance

**CITY OF GLENDALE
SUMMARY OF APPROPRIATIONS
GLENDALE WATER & POWER DEPARTMENT**

	Actual 2008-09	Adopted 2009-10	Revised 2009-10	Adopted 2010-11
<u>Electric Utility</u>				
Electric Public Benefits Fund (290-901)	6,673,857	9,006,639	9,006,639	8,260,800
Electric Works Revenue Fund				
Administration (552-911)	21,872,264	24,365,000	24,365,000	25,560,000
Power Management (552-921)	142,671,568	167,143,767	167,335,350	149,563,531
Electric Services (552-931)	18,540,094	23,853,000	23,853,000	21,705,500
Customer Services (552-971)	7,345,823	8,398,200	8,398,200	7,814,400
Total Electric Works Revenue Fund	190,429,749	223,759,967	223,951,550	204,643,431
Electric Depreciation Fund				
Administration (553-911)	(28,288,770)	11,085,800	11,085,800	4,237,500
Power Management (553-921)	2,102,973	8,183,500	8,193,500	4,544,600
Electric Services (553-931)	26,185,797	36,568,100	36,696,100	45,277,504
Total Electric Depreciation Fund	-	55,837,400	55,975,400	54,059,604
Electric SCAQMD State Sales Fund (554-921)	-	25,000	25,000	25,000
Total Electric Utility	\$ 197,103,606	\$ 288,629,006	\$ 288,958,589	\$ 266,988,835
<u>Water Utility</u>				
Water Works Revenue Fund				
Administration (572-911)	4,567,577	6,425,000	6,425,000	6,425,000
Water Services (572-951)	26,470,282	33,586,800	33,586,800	26,693,200
Customer Services (572-971)	2,463,882	3,351,600	3,351,600	3,012,200
Total Water Works Revenue Fund	33,501,741	43,363,400	43,363,400	36,130,400
Water Depreciation Fund				
Administration (573-911)	(22,805,894)	3,695,300	3,695,300	1,412,500
Water Services (573-951)	22,805,894	26,635,100	26,735,100	24,143,342
Total Water Depreciation Fund	-	30,330,400	30,430,400	25,555,842
Total Water Utility	\$ 33,501,741	\$ 73,693,800	\$ 73,793,800	\$ 61,686,242
<u>Transfers</u>				
Electric Works Revenue Fund (552-911)	19,107,000	19,107,000	19,107,000	19,107,000
Water Works Revenue Fund (572-911)	4,160,000	4,160,000	4,160,000	4,160,000
Total Transfers	\$ 23,267,000	\$ 23,267,000	\$ 23,267,000	\$ 23,267,000
Department Grand Total	\$ 253,872,347	\$ 385,589,806	\$ 386,019,389	\$ 351,942,077

**CITY OF GLENDALE
GLENDALE WATER & POWER DEPARTMENT
ELECTRIC PUBLIC BENEFITS FUND
290-901**

		Actual 2008-09	Adopted 2009-10	Revised 2009-10	Adopted 2010-11
SALARIES & BENEFITS					
41100	Salaries	272,251	318,600	318,600	282,500
41200	Overtime	6,422	7,100	7,100	5,000
41300	Hourly wages	27,649	13,300	13,300	6,000
	Total Salaries & Benefits	306,322	339,000	339,000	293,500
MAINTENANCE & OPERATION					
42800	Auto allowance	9,600	-	-	10,500
43050	Repairs-bldgs & grounds	52,233	-	-	-
43070	Lease payments	23,292	25,000	25,000	25,000
43090	Equipment usage	541	-	-	-
43110	Contractual services	2,452,703	3,540,000	3,540,000	3,455,000
44200	Advertising	-	10,000	10,000	10,000
44300	Telephone	494	1,000	1,000	1,000
44450	Postage	29,244	75,000	75,000	30,000
44550	Travel	56	6,400	6,400	6,400
44650	Training	145	4,500	4,500	4,500
44750	Liability	6,127	7,639	7,639	-
44800	Membership and dues	-	1,000	1,000	1,000
45050	Periodicals & newspapers	-	500	500	500
45100	Books	-	500	500	500
45150	Furniture & equipment	665	-	-	10,000
45250	Office supplies	127	2,000	2,000	2,000
45350	General supplies	21,284	-	-	-
45450	Printing and graphics	19,439	-	-	-
45512	Public benefit programs	-	-	-	4,000,700
45600	A & G overhead	165,829	182,500	182,500	154,800
45610	Section overhead	63,079	93,000	93,000	63,000
45621	Employee benefit overhead	166,945	196,100	196,100	166,400
46500	Uncollectible accounts	23,111	25,000	25,000	25,000
46900	Business meetings	112	1,000	1,000	1,000
47000	Miscellaneous	3,332,509	4,496,500	4,496,500	-
	Total Maintenance & Operation	6,367,535	8,667,639	8,667,639	7,967,300
TOTAL		\$ 6,673,857	\$ 9,006,639	\$ 9,006,639	\$ 8,260,800

**CITY OF GLENDALE
GLENDALE WATER & POWER DEPARTMENT
ELECTRIC OPERATION FUND-ADMINISTRATION
551-911**

		Actual 2008-09	Adopted 2009-10	Revised 2009-10	Adopted 2010-11
SALARIES & BENEFITS					
41100	Salaries	7,348,455	6,799,300	6,845,819	6,987,752
41200	Overtime	75,641	82,000	82,000	65,500
41300	Hourly wages	130,547	190,000	190,000	48,601
41600-42500	Benefits	6,460,884	7,098,438	7,098,438	7,825,914
42600-42700	Retirement	3,649,060	4,032,079	4,032,079	3,919,804
	Total Salaries & Benefits	17,664,587	18,201,817	18,248,336	18,847,571
MAINTENANCE & OPERATION					
42800	Auto allowance	10,855	63,300	63,300	79,300
42900	Uniform allowance	31,050	60,000	60,000	35,000
43050	Repairs-bldgs & grounds	401,326	529,000	529,000	617,500
43060	Utilities	537,701	687,000	687,000	654,500
43070	Lease payments	22,105	80,000	80,000	30,000
43080	Rent	-	15,000	15,000	-
43090	Equipment usage	58,521	104,000	104,000	50,500
43110	Contractual services	1,310,783	1,952,700	1,952,700	1,523,300
43111	Construction services	261,951	12,803,000	12,803,000	3,883,000
43150	Cost allocation charge	6,076,726	5,324,450	5,324,450	5,631,445
44100	Repairs to equipment	201	1,000	1,000	1,000
44120	Repairs to office equip	2,080	7,400	7,400	8,600
44200	Advertising	-	1,000	1,000	-
44250	Data communication	116	-	-	-
44300	Telephone	6,692	13,000	13,000	12,100
44350	Vehicle maintenance	1,026	1,000	1,000	1,000
44351	Fleet / equip rental charge	-	2,000	2,000	-
44352	ISD service charge	-	-	-	3,480,778
44400	Janitorial services	234,655	270,000	270,000	22,000
44450	Postage	1,193	3,300	3,300	2,500
44550	Travel	29,955	46,500	46,500	56,700
44650	Training	31,875	107,000	107,000	110,000
44700	Computer software	23,602	20,700	20,700	24,700
44750	Liability	1,600,000	1,619,000	1,619,000	912,364
44751	Insurance/surety bond premium	-	-	-	775,557
44760	Regulatory	19,145	34,000	34,000	89,500
44800	Membership and dues	21,100	24,200	24,200	24,200
45050	Periodicals & newspapers	3,932	2,500	2,500	4,000
45100	Books	1,203	4,700	4,700	3,200
45150	Furniture & equipment	160,396	172,200	172,200	149,900
45170	Computer hardware	47,022	61,200	61,200	66,200
45250	Office supplies	67,257	42,700	42,700	84,500
45300	Small tools	99	2,200	2,200	2,200
45350	General supplies	268,616	258,100	258,100	199,100
45400	Reports & publications	1,049	4,700	4,700	2,700
45450	Printing and graphics	8,595	46,200	46,200	66,200
45504	Fuel - diesel gas	-	-	-	2,000
45600	A & G overhead	85,931	106,300	106,300	144,000
45610	Section overhead	60,957	-	-	-
45620	Material overhead	9,885	65,400	65,400	22,400
45621	Employee benefit overhead	1,046,202	1,672,400	1,672,400	1,091,400
46900	Business meetings	15,359	23,800	23,800	16,500

**CITY OF GLENDALE
 GLENDALE WATER & POWER DEPARTMENT
 ELECTRIC OPERATION FUND-ADMINISTRATION
 551-911**

		Actual 2008-09	Adopted 2009-10	Revised 2009-10	Adopted 2010-11
47000	Miscellaneous	114,677	299,000	299,000	213,000
47010	Discount earned & lost	-	54,000	54,000	5,000
	Total Maintenance & Operation	12,573,840	26,583,950	26,583,950	20,097,844
CAPITAL OUTLAY					
51000	Capital outlay	47,164	118,800	118,800	244,000
	Total Capital Outlay	47,164	118,800	118,800	244,000
CAPITAL PROJECTS					
51800	Mobile equipment	-	235,000	235,000	120,000
	Total Capital Projects	-	235,000	235,000	120,000
ALLOCATION OFFSET					
70060	Allocation Offset	(30,281,925)	(45,139,567)	(45,186,086)	(39,309,415)
TOTAL		\$ 3,666	\$ -	\$ -	\$ -

**CITY OF GLENDALE
 GLENDALE WATER & POWER DEPARTMENT
 ELECTRIC OPERATION FUND-POWER MANAGEMENT
 551-921**

		Actual 2008-09	Adopted 2009-10	Revised 2009-10	Adopted 2010-11
SALARIES & BENEFITS					
41100	Salaries	203,555	366,100	366,100	475,000
41300	Hourly wages	-	10,000	10,000	-
	Total Salaries & Benefits	203,555	376,100	376,100	475,000
MAINTENANCE & OPERATION					
42800	Auto allowance	6,180	10,000	10,000	4,000
44300	Telephone	-	1,000	1,000	1,000
44450	Postage	578	1,000	1,000	1,000
44550	Travel	152	-	-	-
44760	Regulatory	-	1,000	1,000	1,000
44800	Membership and dues	2,294	2,000	2,000	2,000
45100	Books	183	-	-	-
45150	Furniture & equipment	-	2,000	2,000	2,000
45170	Computer hardware	65	-	-	-
45250	Office supplies	343	3,000	3,000	3,000
45350	General supplies	-	1,000	1,000	-
45600	A & G overhead	114,040	206,900	206,900	285,000
45620	Material overhead	-	300	300	-
45621	Employee benefit overhead	122,133	224,600	224,600	280,300
46900	Business meetings	-	1,000	1,000	1,000
47000	Miscellaneous	-	1,000	1,000	-
	Total Maintenance & Operation	245,968	454,800	454,800	580,300
ALLOCATION OFFSET					
70060	Allocation Offset	(449,523)	(830,900)	(830,900)	(1,055,300)
TOTAL		\$ -	\$ -	\$ -	\$ -

**CITY OF GLENDALE
 GLENDALE WATER & POWER DEPARTMENT
 ELECTRIC OPERATION FUND-ELECTRIC SERVICES
 551-931**

		Actual 2008-09	Adopted 2009-10	Revised 2009-10	Adopted 2010-11
SALARIES & BENEFITS					
41100	Salaries	765,478	1,210,000	1,210,000	1,080,100
41300	Hourly wages	11,737	50,000	50,000	50,000
	Total Salaries & Benefits	777,215	1,260,000	1,260,000	1,130,100
MAINTENANCE & OPERATION					
42800	Auto allowance	5,280	16,000	16,000	16,000
43080	Rent	4,795	6,000	6,000	6,000
43110	Contractual services	7,923	-	-	-
44300	Telephone	762	2,000	2,000	2,000
44450	Postage	1,773	4,000	4,000	4,000
44550	Travel	13,021	3,500	3,500	21,400
44650	Training	1,100	1,800	1,800	1,800
44800	Membership and dues	-	1,500	1,500	1,500
45100	Books	41	1,000	1,000	1,000
45250	Office supplies	15,921	53,000	53,000	25,000
45600	A & G overhead	429,843	672,000	672,000	654,600
45621	Employee benefit overhead	459,783	744,600	744,600	643,800
46900	Business meetings	369	1,000	1,000	1,000
47000	Miscellaneous	239	1,000	1,000	1,000
	Total Maintenance & Operation	940,851	1,507,400	1,507,400	1,379,100
ALLOCATION OFFSET					
70060	Allocation Offset	(1,718,066)	(2,767,400)	(2,767,400)	(2,509,200)
TOTAL		\$ -	\$ -	\$ -	\$ -

**CITY OF GLENDALE
 GLENDALE WATER & POWER DEPARTMENT
 ELECTRIC OPERATION FUND-WATER SERVICES
 551-951**

		Actual 2008-09	Adopted 2009-10	Revised 2009-10	Adopted 2010-11
SALARIES & BENEFITS					
41100	Salaries	649,024	774,400	774,400	887,000
41200	Overtime	270	1,000	1,000	1,000
41300	Hourly wages	1,610	10,000	10,000	10,000
	Total Salaries & Benefits	650,904	785,400	785,400	898,000
MAINTENANCE & OPERATION					
42800	Auto allowance	8,928	6,200	6,200	11,000
43110	Contractual services	250,516	480,000	480,000	415,000
44200	Advertising	1,206	1,500	1,500	1,500
44300	Telephone	865	2,000	2,000	2,000
44450	Postage	2,824	3,000	3,000	3,500
44550	Travel	3,763	18,900	18,900	17,300
44650	Training	3,054	25,000	25,000	10,000
44760	Regulatory	2,000	-	-	2,000
44800	Membership and dues	-	15,000	15,000	15,000
45050	Periodicals & newspapers	-	-	-	500
45100	Books	282	-	-	500
45150	Furniture & equipment	-	3,000	3,000	3,000
45250	Office supplies	12,037	23,500	23,500	15,000
45350	General supplies	86	200	200	200
45450	Printing and graphics	1,570	1,000	1,000	2,000
45600	A & G overhead	360,837	431,400	431,400	538,200
45620	Material overhead	-	100	100	-
45621	Employee benefit overhead	389,624	473,700	473,700	524,600
46900	Business meetings	1,429	2,000	2,000	3,000
47000	Miscellaneous	147	200	200	200
	Total Maintenance & Operation	1,039,168	1,486,700	1,486,700	1,564,500
ALLOCATION OFFSET					
70060	Allocation Offset	(1,690,072)	(2,272,100)	(2,272,100)	(2,462,500)
TOTAL		\$ -	\$ -	\$ -	\$ -

**CITY OF GLENDALE
 GLENDALE WATER & POWER DEPARTMENT
 ELECTRIC OPERATION FUND-CUSTOMER SERVICES
 551-971**

		Actual 2008-09	Adopted 2009-10	Revised 2009-10	Adopted 2010-11
SALARIES & BENEFITS					
41100	Salaries	3,393,358	3,878,500	3,878,500	3,460,916
41200	Overtime	21,164	34,600	34,600	39,800
41300	Hourly wages	8,686	26,000	26,000	71,600
	Total Salaries & Benefits	3,423,208	3,939,100	3,939,100	3,572,316
MAINTENANCE & OPERATION					
42800	Auto allowance	18,497	8,800	8,800	21,700
43070	Lease payments	34,938	39,600	39,600	26,600
43090	Equipment usage	206,308	237,300	237,300	251,700
43110	Contractual services	1,534,810	2,119,400	2,119,400	1,942,400
44120	Repairs to office equip	398	-	-	-
44200	Advertising	9,989	35,000	35,000	35,000
44250	Data communication	-	-	-	500
44300	Telephone	30,965	28,100	28,100	30,500
44450	Postage	103,819	160,000	160,000	110,000
44550	Travel	30,477	53,700	53,700	57,800
44600	Laundry & towel service	2,372	2,600	2,600	2,600
44650	Training	8,297	22,900	22,900	26,300
44700	Computer software	30,343	5,000	5,000	2,500
44760	Regulatory	-	1,900	1,900	2,000
44800	Membership and dues	525	7,300	7,300	7,800
45050	Periodicals & newspapers	(4,088)	2,200	2,200	1,600
45100	Books	69	1,100	1,100	1,100
45150	Furniture & equipment	7,008	23,500	23,500	22,000
45170	Computer hardware	69,741	52,200	52,200	29,300
45250	Office supplies	45,364	48,500	48,500	50,500
45300	Small tools	1,623	7,000	7,000	8,000
45350	General supplies	4,717	4,500	4,500	8,500
45400	Reports & publications	2,576	-	-	-
45450	Printing and graphics	36,981	14,200	14,200	14,200
45600	A & G overhead	1,891,260	2,147,400	2,147,400	2,119,600
45610	Section overhead	595,235	976,800	976,800	650,900
45620	Material overhead	439	2,900	2,900	1,700
45621	Employee benefit overhead	2,031,125	2,369,300	2,369,300	2,051,300
46500	Uncollectible accounts	616,796	400,000	400,000	500,000
46900	Business meetings	6,801	8,400	8,400	10,500
47000	Miscellaneous	65,306	100,800	100,800	62,800
	Total Maintenance & Operation	7,382,691	8,880,400	8,880,400	8,049,400
ALLOCATION OFFSET					
70060	Allocation Offset	(10,805,899)	(12,819,500)	(12,819,500)	(11,621,716)
TOTAL		\$ -	\$ -	\$ -	\$ -

**CITY OF GLENDALE
 GLENDALE WATER & POWER DEPARTMENT
 ELECTRIC OPERATION FUND-GARAGE
 551-993**

		Actual 2008-09	Adopted 2009-10	Revised 2009-10	Adopted 2010-11
SALARIES & BENEFITS					
41100	Salaries	424,895	-	-	-
41200	Overtime	381	-	-	-
	Total Salaries & Benefits	425,276	-	-	-
MAINTENANCE & OPERATION					
42900	Uniform allowance	998	-	-	-
43060	Utilities	32,484	-	-	-
43110	Contractual services	54,165	48,000	-	-
44300	Telephone	4,333	-	-	-
44350	Vehicle maintenance	380,846	-	-	-
44351	Fleet / equip rental charge	-	2,173,300	2,173,300	2,175,300
44600	Laundry & towel service	832	-	-	-
44650	Training	1,232	-	-	-
44700	Computer software	3,416	-	-	-
44750	Liability	200,000	-	-	-
44760	Regulatory	576	-	-	-
44800	Membership and dues	460	-	-	-
45100	Books	923	-	-	-
45150	Furniture & equipment	503	-	-	-
45170	Computer hardware	10,442	-	-	-
45250	Office supplies	669	-	-	-
45300	Small tools	573	-	-	-
45350	General supplies	2,482	-	-	-
45502	Fuel-natural gas	(4,445)	-	-	-
45503	Fuel - gasoline	243,676	-	-	-
45504	Fuel - diesel gas	69,738	-	-	-
45600	A & G overhead	220,343	-	-	-
45620	Material overhead	463	-	-	-
45621	Employee benefit overhead	233,899	-	-	-
46900	Business meetings	248	-	-	-
47000	Miscellaneous	9,239	-	-	-
47010	Discount earned & lost	(225)	-	-	-
	Total Maintenance & Operation	1,467,869	2,221,300	2,173,300	2,175,300
ALLOCATION OFFSET					
70060	Allocation Offset	(1,896,811)	(2,221,300)	(2,173,300)	(2,175,300)
TOTAL		\$ (3,666)	\$ -	\$ -	\$ -

**CITY OF GLENDALE
 GLENDALE WATER & POWER DEPARTMENT
 ELECTRIC OPERATION FUND-WAREHOUSE
 551-995**

		Actual 2008-09	Adopted 2009-10	Revised 2009-10	Adopted 2010-11
SALARIES & BENEFITS					
41100	Salaries	277,098	368,000	368,000	240,000
41200	Overtime	-	51,500	51,500	5,000
	Total Salaries & Benefits	277,098	419,500	419,500	245,000
MAINTENANCE & OPERATION					
42800	Auto allowance	2,603	2,100	2,100	-
43050	Repairs-bldgs & grounds	-	500	500	500
43060	Utilities	16,678	20,000	20,000	17,200
44100	Repairs to equipment	-	1,000	1,000	1,000
44120	Repairs to office equip	-	500	500	500
44300	Telephone	2,600	1,500	1,500	2,700
44400	Janitorial services	-	500	500	500
44450	Postage	-	200	200	200
44550	Travel	-	3,000	3,000	3,500
44650	Training	-	700	700	700
44700	Computer software	2,050	-	-	1,000
44800	Membership and dues	-	100	100	100
45150	Furniture & equipment	-	2,000	2,000	2,000
45170	Computer hardware	6,265	5,000	5,000	7,000
45250	Office supplies	516	3,000	3,000	2,000
45300	Small tools	-	800	800	800
45350	General supplies	3,521	3,000	3,000	3,000
45600	A & G overhead	155,684	202,400	202,400	144,000
45620	Material overhead	206,581	450,000	450,000	-
45621	Employee benefit overhead	165,584	224,500	224,500	141,600
47000	Miscellaneous	-	1,000	1,000	1,000
47010	Discount earned & lost	-	-	-	450,000
	Total Maintenance & Operation	562,081	921,800	921,800	779,300
ALLOCATION OFFSET					
70060	Allocation Offset	(839,179)	(1,341,300)	(1,341,300)	(1,024,300)
TOTAL		\$ -	\$ -	\$ -	\$ -

**CITY OF GLENDALE
 GLENDALE WATER & POWER DEPARTMENT
 ELECTRIC WORKS REVENUE FUND-ADMINISTRATION
 552-911**

		Actual 2008-09	Adopted 2009-10	Revised 2009-10	Adopted 2010-11
MAINTENANCE & OPERATION					
43110	Contractual services	(79,657)	140,000	140,000	525,000
46000	Depreciation	17,136,600	18,250,000	18,250,000	19,200,000
46900	Business meetings	73	-	-	-
47000	Miscellaneous	-	25,000	25,000	25,000
47050	Interest on bonds	4,815,247	5,950,000	5,950,000	5,810,000
	Total Maintenance & Operation	21,872,264	24,365,000	24,365,000	25,560,000
TRANSFERS					
48010	Transfer-General Fund	19,107,000	19,107,000	19,107,000	19,107,000
	Total Transfers	19,107,000	19,107,000	19,107,000	19,107,000
	TOTAL	\$ 40,979,264	\$ 43,472,000	\$ 43,472,000	\$ 44,667,000

**CITY OF GLENDALE
GLENDALE WATER & POWER DEPARTMENT
ELECTRIC WORKS REVENUE FUND-POWER MANAGEMENT
552-921**

		Actual 2008-09	Adopted 2009-10	Revised 2009-10	Adopted 2010-11
SALARIES & BENEFITS					
41100	Salaries	4,630,858	5,099,500	5,254,564	5,214,431
41200	Overtime	383,558	495,700	495,700	484,100
41300	Hourly wages	147,513	130,000	130,000	156,000
	Total Salaries & Benefits	5,161,929	5,725,200	5,880,264	5,854,531
MAINTENANCE & OPERATION					
42800	Auto allowance	12	5,000	5,000	5,000
43050	Repairs-bldgs & grounds	9,818	146,500	146,500	136,000
43060	Utilities	432,372	405,000	405,000	2,082,000
43070	Lease payments	39,376	55,000	55,000	2,243,000
43090	Equipment usage	34,076	7,000	7,000	37,000
43110	Contractual services	2,555,040	2,586,800	2,586,800	2,898,000
43111	Construction services	-	150,000	150,000	200,000
44100	Repairs to equipment	966,408	1,005,000	1,005,000	1,355,000
44120	Repairs to office equip	386	1,000	1,000	1,000
44200	Advertising	635	2,000	2,000	2,000
44250	Data communication	-	8,000	8,000	2,000
44300	Telephone	33,877	32,000	32,000	35,000
44350	Vehicle maintenance	-	5,000	5,000	5,000
44400	Janitorial services	27,298	25,000	25,000	35,000
44450	Postage	29,554	2,000	2,000	19,000
44550	Travel	23,711	25,000	25,000	33,000
44600	Laundry & towel service	8,681	10,000	10,000	11,000
44650	Training	36,453	29,000	29,000	39,000
44700	Computer software	11,000	55,000	55,000	23,000
44760	Regulatory	128,028	154,000	154,000	201,000
44800	Membership and dues	19,324	25,000	25,000	25,000
45050	Periodicals & newspapers	7,495	5,000	5,000	5,000
45100	Books	113	1,000	1,000	1,000
45150	Furniture & equipment	22,474	13,000	13,000	15,000
45170	Computer hardware	39,849	13,000	13,000	35,000
45200	Maps and blue prints	1,296	5,000	5,000	5,000
45250	Office supplies	4,421	13,000	13,000	9,000
45300	Small tools	22,817	15,000	15,000	19,300
45350	General supplies	532,130	419,000	409,000	676,000
45400	Reports & publications	-	2,000	2,000	2,000
45450	Printing and graphics	1,862	2,000	2,000	4,000
45501	Fuel-landfill gas	14,005,928	17,340,300	17,340,300	4,864,300
45502	Fuel-natural gas	37,889,665	32,701,000	32,701,000	34,232,000
45503	Fuel - gasoline	-	450,000	450,000	-
45510	Purchased power	74,882,879	99,665,000	99,665,000	83,850,000
45511	Hedging costs	-	-	-	2,620,000
45600	A & G overhead	2,395,513	2,876,300	2,876,300	3,222,400
45610	Section overhead	456,420	804,100	804,100	1,029,400
45620	Material overhead	10,593	108,700	108,700	176,600
45621	Employee benefit overhead	2,518,441	1,660,867	1,707,386	3,097,000
46001	Gas depletion	330,238	400,000	400,000	420,000
46900	Business meetings	1,739	2,000	2,000	3,000
47000	Miscellaneous	29,787	189,000	189,000	36,000
47010	Discount earned & lost	(69)	-	-	-
	Total Maintenance & Operation	137,509,639	161,418,567	161,455,086	143,709,000
TOTAL		\$ 142,671,568	\$ 167,143,767	\$ 167,335,350	\$ 149,563,531

**CITY OF GLENDALE
GLENDALE WATER & POWER DEPARTMENT
ELECTRIC WORKS REVENUE FUND-ELECTRIC SERVICES
552-931**

		Actual 2008-09	Adopted 2009-10	Revised 2009-10	Adopted 2010-11
SALARIES & BENEFITS					
41100	Salaries	6,669,965	7,214,200	7,214,200	7,320,100
41200	Overtime	545,716	876,100	876,100	456,900
41300	Hourly wages	163,461	81,000	81,000	120,000
	Total Salaries & Benefits	7,379,142	8,171,300	8,171,300	7,897,000
MAINTENANCE & OPERATION					
42800	Auto allowance	5,161	3,000	3,000	500
43050	Repairs-bldgs & grounds	59,624	102,500	102,500	49,000
43060	Utilities	192,057	150,000	150,000	416,000
43070	Lease payments	10,094	60,000	60,000	75,000
43080	Rent	51,467	50,000	50,000	55,000
43090	Equipment usage	320,675	621,000	621,000	436,700
43110	Contractual services	1,575,788	283,000	283,000	2,347,900
43111	Construction services	11,814	2,627,000	2,627,000	75,000
44100	Repairs to equipment	36,685	250,000	250,000	2,500
44120	Repairs to office equip	57	-	-	500
44300	Telephone	83,377	75,000	75,000	72,700
44350	Vehicle maintenance	1,178	10,000	10,000	500
44400	Janitorial services	8,131	10,000	10,000	7,000
44450	Postage	1,322	2,500	2,500	1,000
44550	Travel	19,227	31,100	31,100	61,000
44600	Laundry & towel service	333	2,000	2,000	600
44650	Training	54,014	36,000	36,000	38,900
44700	Computer software	8,756	55,000	55,000	6,000
44750	Liability	5,000	-	-	-
44760	Regulatory	7,637	-	-	16,000
44800	Membership and dues	22,942	10,000	10,000	25,000
45050	Periodicals & newspapers	290	5,000	5,000	200
45100	Books	1,692	15,000	15,000	1,000
45150	Furniture & equipment	19,941	50,000	50,000	5,000
45170	Computer hardware	37,943	50,000	50,000	15,000
45200	Maps and blue prints	-	1,000	1,000	-
45250	Office supplies	21,175	30,000	30,000	20,500
45300	Small tools	88,982	125,000	125,000	100,000
45350	General supplies	697,916	645,900	645,900	253,300
45400	Reports & publications	-	11,000	11,000	-
45450	Printing and graphics	746	2,500	2,500	1,000
45503	Fuel - gasoline	793	-	-	-
45504	Fuel - diesel gas	543	-	-	-
45600	A & G overhead	3,510,763	4,012,500	4,012,500	4,324,600
45610	Section overhead	612,062	1,706,500	1,706,500	1,638,900
45620	Material overhead	197,198	193,200	193,200	215,000
45621	Employee benefit overhead	3,151,696	4,411,000	4,411,000	3,539,300
45622	Customer services allocation	338,504	-	-	-
45623	General plant allocation	(5,634)	-	-	-
46900	Business meetings	3,548	15,000	15,000	2,700
47000	Miscellaneous	7,497	30,000	30,000	5,200
47010	Discount earned & lost	(41)	-	-	-
	Total Maintenance & Operation	11,160,952	15,681,700	15,681,700	13,808,500
TOTAL		\$ 18,540,094	\$ 23,853,000	\$ 23,853,000	\$ 21,705,500

**CITY OF GLENDALE
 GLENDALE WATER & POWER DEPARTMENT
 ELECTRIC WORKS REVENUE FUND-CUSTOMER SERVICES
 552-971**

		Actual 2008-09	Adopted 2009-10	Revised 2009-10	Adopted 2010-11
MAINTENANCE & OPERATION					
45610	Section overhead	62,624	-	-	-
45622	Customer services allocation	7,283,199	8,398,200	8,398,200	7,814,400
	Total Maintenance & Operation	7,345,823	8,398,200	8,398,200	7,814,400
TOTAL		\$ 7,345,823	\$ 8,398,200	\$ 8,398,200	\$ 7,814,400

**CITY OF GLENDALE
 GLENDALE WATER & POWER DEPARTMENT
 ELECTRIC DEPRECIATION FUND-ADMINISTRATION
 553-911**

		Actual 2008-09	Adopted 2009-10	Revised 2009-10	Adopted 2010-11
MAINTENANCE & OPERATION					
45623	General plant allocation	1,245,756	11,085,800	11,085,800	4,237,500
	Total Maintenance & Operation	<u>1,245,756</u>	<u>11,085,800</u>	<u>11,085,800</u>	<u>4,237,500</u>
CAPITAL PROJECTS					
59999	Asset capitalization	(29,534,526)	-	-	-
	Total Capital Projects	<u>(29,534,526)</u>	<u>-</u>	<u>-</u>	<u>-</u>
TOTAL		<u>\$ (28,288,770)</u>	<u>\$ 11,085,800</u>	<u>\$ 11,085,800</u>	<u>\$ 4,237,500</u>

**CITY OF GLENDALE
 GLENDALE WATER & POWER DEPARTMENT
 ELECTRIC WORKS REVENUE FUND-POWER MANAGEMENT
 553-921**

		Actual 2008-09	Adopted 2009-10	Revised 2009-10	Adopted 2010-11
SALARIES & BENEFITS					
41100	Salaries	86,439	171,700	171,700	144,000
	Total Salaries & Benefits	<u>86,439</u>	<u>171,700</u>	<u>171,700</u>	<u>144,000</u>
MAINTENANCE & OPERATION					
43090	Equipment usage	31	-	-	-
43110	Contractual services	306,745	600,000	600,000	350,000
43111	Construction services	1,250,887	5,793,800	5,793,800	3,511,700
44700	Computer software	1,596	-	-	-
45150	Furniture & equipment	20,488	-	-	-
45170	Computer hardware	8,855	-	-	-
45250	Office supplies	1,049	-	-	-
45350	General supplies	627	-	-	-
45600	A & G overhead	47,981	94,500	94,500	86,400
45610	Section overhead	13,888	26,800	26,800	25,900
45621	Employee benefit overhead	51,864	104,700	104,700	85,100
47050	Interest on bonds	-	800,000	800,000	-
47059	Capitalized interest -water 08	79,590	-	-	-
	Total Maintenance & Operation	<u>1,783,601</u>	<u>7,419,800</u>	<u>7,419,800</u>	<u>4,059,100</u>
CAPITAL OUTLAY					
51000	Capital outlay	124,483	-	10,000	15,000
	Total Capital Outlay	<u>124,483</u>	<u>-</u>	<u>10,000</u>	<u>15,000</u>
CAPITAL PROJECTS					
51250	Equipment	108,450	559,000	559,000	264,500
51800	Mobile equipment	-	33,000	33,000	62,000
	Total Capital Projects	<u>108,450</u>	<u>592,000</u>	<u>592,000</u>	<u>326,500</u>
TOTAL		<u>\$ 2,102,973</u>	<u>\$ 8,183,500</u>	<u>\$ 8,193,500</u>	<u>\$ 4,544,600</u>

**CITY OF GLENDALE
 GLENDALE WATER & POWER DEPARTMENT
 ELECTRIC DEPRECIATION FUND-ELECTRIC SERVICES
 553-931**

		Actual 2008-09	Adopted 2009-10	Revised 2009-10	Adopted 2010-11
SALARIES & BENEFITS					
41100	Salaries	4,025,662	4,560,600	4,560,600	4,601,424
41200	Overtime	425,108	103,800	103,800	137,700
41300	Hourly wages	47,310	52,300	52,300	24,000
	Total Salaries & Benefits	4,498,079	4,716,700	4,716,700	4,763,124
MAINTENANCE & OPERATION					
42800	Auto allowance	28	-	-	-
43090	Equipment usage	916,635	1,262,400	1,262,400	1,064,600
43110	Contractual services	3,207,688	9,370,000	9,370,000	23,270,900
43111	Construction services	6,360,464	6,225,000	6,225,000	420,000
44100	Repairs to equipment	3,213	-	-	-
44350	Vehicle maintenance	1,872	-	-	-
44450	Postage	304	-	-	-
44550	Travel	7,755	-	-	-
44700	Computer software	188,332	-	-	-
44760	Regulatory	20,813	-	-	13,000
45100	Books	99	-	-	-
45150	Furniture & equipment	39,129	-	-	3,500
45250	Office supplies	2,847	-	-	15,000
45300	Small tools	21,179	-	-	-
45350	General supplies	3,137,973	3,803,600	3,803,600	4,256,100
45450	Printing and graphics	350	-	-	500
45600	A & G overhead	2,268,126	2,537,400	2,537,400	2,777,600
45610	Section overhead	1,018,909	1,060,900	1,060,900	931,275
45620	Material overhead	461,933	951,200	951,200	468,300
45621	Employee benefit overhead	2,421,302	2,788,700	2,788,700	2,694,725
47000	Miscellaneous	1,797	115,000	115,000	8,000
47010	Discount earned & lost	(48)	-	-	-
47050	Interest on bonds	-	2,000,000	2,000,000	3,000,000
47059	Capitalized interest -water 08	799,568	-	-	-
	Total Maintenance & Operation	20,880,267	30,114,200	30,114,200	38,923,500
CAPITAL OUTLAY					
51000	Capital outlay	32,087	54,000	54,000	244,980
	Total Capital Outlay	32,087	54,000	54,000	244,980
CAPITAL PROJECTS					
51250	Equipment	78,952	-	120,000	67,900
51800	Mobile equipment	696,412	1,683,200	1,691,200	1,278,000
	Total Capital Projects	775,364	1,683,200	1,811,200	1,345,900
TOTAL		\$ 26,185,797	\$ 36,568,100	\$ 36,696,100	\$ 45,277,504

CITY OF GLENDALE
GLENDALÉ WATER & POWER DEPARTMENT
ELECTRIC SCAQMD STATE SALES FUND
554-921

		Actual 2008-09	Adopted 2009-10	Revised 2009-10	Adopted 2010-11
<hr/>					
MAINTENANCE & OPERATION					
47000	Miscellaneous	-	25,000	25,000	25,000
	Total Maintenance & Operation	-	25,000	25,000	25,000
		<hr/>			
TOTAL		\$ -	\$ 25,000	\$ 25,000	\$ 25,000
		<hr/> <hr/>			

**CITY OF GLENDALE
 GLENDALE WATER & POWER DEPARTMENT
 WATER WORKS REVENUE FUND-ADMINISTRATION
 572-911**

		Actual 2008-09	Adopted 2009-10	Revised 2009-10	Adopted 2010-11
MAINTENANCE & OPERATION					
43110	Contractual services	-	300,000	300,000	300,000
46000	Depreciation	3,093,151	3,800,000	3,800,000	3,800,000
47050	Interest on bonds	1,474,426	2,325,000	2,325,000	2,325,000
	Total Maintenance & Operation	4,567,577	6,425,000	6,425,000	6,425,000
TRANSFERS					
48010	Transfer-General Fund	4,160,000	4,160,000	4,160,000	4,160,000
	Total Transfers	4,160,000	4,160,000	4,160,000	4,160,000
TOTAL		\$ 8,727,578	\$ 10,585,000	\$ 10,585,000	\$ 10,585,000

**CITY OF GLENDALE
GLENDALE WATER & POWER DEPARTMENT
WATER WORKS REVENUE FUND-WATER SERVICES
572-951**

		Actual 2008-09	Adopted 2009-10	Revised 2009-10	Adopted 2010-11
SALARIES & BENEFITS					
41100	Salaries	3,143,224	3,300,200	3,300,200	3,001,900
41200	Overtime	234,463	282,600	282,600	144,900
41300	Hourly wages	140,533	170,700	170,700	58,000
	Total Salaries & Benefits	3,518,220	3,753,500	3,753,500	3,204,800
MAINTENANCE & OPERATION					
42800	Auto allowance	128	1,000	1,000	1,000
42900	Uniform allowance	1,238	-	-	15,000
43050	Repairs-bldgs & grounds	91,754	300,100	300,100	132,500
43060	Utilities	3,147,787	3,872,900	3,872,900	2,735,300
43070	Lease payments	8,218	2,500	2,500	5,500
43080	Rent	22,545	20,800	20,800	18,300
43090	Equipment usage	301,574	396,100	396,100	236,700
43110	Contractual services	1,022,033	1,785,700	1,785,700	1,552,500
43111	Construction services	71,689	32,000	32,000	40,000
44100	Repairs to equipment	156,709	27,700	27,700	69,000
44120	Repairs to office equip	228	59,200	59,200	2,500
44300	Telephone	50,120	34,400	34,400	34,900
44350	Vehicle maintenance	765	1,000	1,000	2,000
44400	Janitorial services	7,883	6,100	6,100	8,500
44450	Postage	-	500	500	2,600
44550	Travel	3,853	21,800	21,800	21,600
44650	Training	74,765	70,000	70,000	75,000
44700	Computer software	12,050	5,500	5,500	11,500
44760	Regulatory	90,398	79,300	79,300	112,700
44800	Membership and dues	35,955	25,200	25,200	28,300
45050	Periodicals & newspapers	296	2,500	2,500	800
45100	Books	789	2,000	2,000	700
45150	Furniture & equipment	33,383	30,900	30,900	11,000
45170	Computer hardware	9,345	40,000	40,000	10,200
45200	Maps and blue prints	1,066	2,000	2,000	500
45250	Office supplies	4,610	10,500	10,500	7,100
45300	Small tools	20,153	5,000	5,000	15,600
45350	General supplies	600,186	895,800	895,800	320,500
45400	Reports & publications	-	1,500	1,500	800
45450	Printing and graphics	1,322	16,500	16,500	12,500
45503	Fuel - gasoline	503	-	-	-
45504	Fuel - diesel gas	432	-	-	-
45520	Purchased water	12,414,095	15,956,900	15,956,900	12,711,000
45600	A & G overhead	1,728,430	1,909,200	1,909,200	1,836,000
45610	Section overhead	1,308,417	1,905,600	1,905,600	1,522,500
45620	Material overhead	78,706	225,300	225,300	119,100
45621	Employee benefit overhead	1,609,032	2,035,300	2,035,300	1,778,700
46900	Business meetings	4,632	7,500	7,500	4,500
47000	Miscellaneous	36,990	45,000	45,000	31,500
47010	Discount earned & lost	(14)	-	-	-
	Total Maintenance & Operation	22,952,062	29,833,300	29,833,300	23,488,400
TOTAL		\$ 26,470,282	\$ 33,586,800	\$ 33,586,800	\$ 26,693,200

**CITY OF GLENDALE
 GLENDALE WATER & POWER DEPARTMENT
 WATER WORKS REVENUE FUND-CUSTOMER SERVICES
 572-971**

		Actual 2008-09	Adopted 2009-10	Revised 2009-10	Adopted 2010-11
MAINTENANCE & OPERATION					
45610	Section overhead	20,874	-	-	-
45622	Customer services allocation	2,443,007	3,351,600	3,351,600	3,012,200
	Total Maintenance & Operation	2,463,882	3,351,600	3,351,600	3,012,200
TOTAL		\$ 2,463,882	\$ 3,351,600	\$ 3,351,600	\$ 3,012,200

**CITY OF GLENDALE
 GLENDALE WATER & POWER DEPARTMENT
 WATER DEPRECIATION FUND-ADMINISTRATION
 573-911**

		Actual 2008-09	Adopted 2009-10	Revised 2009-10	Adopted 2010-11
MAINTENANCE & OPERATION					
45623	General plant allocation	415,252	3,695,300	3,695,300	1,412,500
	Total Maintenance & Operation	415,252	3,695,300	3,695,300	1,412,500
CAPITAL PROJECTS					
59999	Asset capitalization	(23,221,146)	-	-	-
	Total Capital Projects	(23,221,146)	-	-	-
TOTAL		\$ (22,805,894)	\$ 3,695,300	\$ 3,695,300	\$ 1,412,500

**CITY OF GLENDALE
 GLENDALE WATER & POWER DEPARTMENT
 WATER DEPRECIATION FUND-WATER SERVICES
 573-951**

		Actual 2008-09	Adopted 2009-10	Revised 2009-10	Adopted 2010-11
SALARIES & BENEFITS					
41100	Salaries	726,225	731,900	731,900	1,240,342
41200	Overtime	31,798	10,000	10,000	58,600
41300	Hourly wages	97,142	-	-	38,200
	Total Salaries & Benefits	<u>855,165</u>	<u>741,900</u>	<u>741,900</u>	<u>1,337,142</u>
MAINTENANCE & OPERATION					
43050	Repairs-bldgs & grounds	13,481	-	-	-
43070	Lease payments	11,885	-	-	1,000
43080	Rent	26,280	-	-	-
43090	Equipment usage	67,565	47,000	47,000	45,400
43110	Contractual services	2,891,152	1,747,300	1,747,300	14,859,300
43111	Construction services	15,502,806	19,637,700	19,637,700	1,717,500
43150	Cost allocation charge	3,328	-	-	-
44100	Repairs to equipment	12,866	-	-	15,000
44200	Advertising	-	-	-	2,000
44300	Telephone	645	-	-	1,000
44450	Postage	-	-	-	1,000
44550	Travel	49	-	-	-
44650	Training	-	15,000	15,000	1,000
44700	Computer software	167,614	-	-	3,000
44760	Regulatory	35,691	1,800	1,800	60,400
45100	Books	182	-	-	1,000
45150	Furniture & equipment	18,433	-	-	8,000
45170	Computer hardware	-	-	-	40,000
45200	Maps and blue prints	-	-	-	1,000
45250	Office supplies	169	-	-	1,000
45350	General supplies	586,649	177,500	177,500	192,400
45450	Printing and graphics	3,682	6,000	6,000	63,200
45600	A & G overhead	437,572	402,800	402,800	771,800
45610	Section overhead	386,385	366,500	366,500	960,325
45620	Material overhead	79,891	44,700	44,700	21,200
45621	Employee benefit overhead	446,769	446,700	446,700	836,675
46900	Business meetings	559	-	-	1,000
47000	Miscellaneous	454,000	1,200	1,200	5,000
47050	Interest on bonds	-	2,450,000	2,450,000	2,500,000
47059	Capitalized interest -water 08	730,036	-	-	-
	Total Maintenance & Operation	<u>21,877,689</u>	<u>25,344,200</u>	<u>25,344,200</u>	<u>22,109,200</u>
CAPITAL OUTLAY					
51000	Capital outlay	26,293	20,000	20,000	45,000
	Total Capital Outlay	<u>26,293</u>	<u>20,000</u>	<u>20,000</u>	<u>45,000</u>
CAPITAL PROJECTS					
51100	Land and land rights	-	-	-	40,000
51250	Equipment	46,747	-	100,000	260,000
51800	Mobile equipment	-	529,000	529,000	352,000
	Total Capital Projects	<u>46,747</u>	<u>529,000</u>	<u>629,000</u>	<u>652,000</u>
TOTAL		<u>\$ 22,805,894</u>	<u>\$ 26,635,100</u>	<u>\$ 26,735,100</u>	<u>\$ 24,143,342</u>

GLENDALE WATER & POWER
Personnel Classification Detail

Classification	Actual 2008-09	Budget 2009-10	Revised Budget 2009-10	Budget 2010-11
<u>Salaried Employees</u>				
Accountant II	1.00	1.00	1.00	-
Administrative Analyst	5.00	5.00	6.00	6.00
Administrative Assistant	4.00	3.00	4.00	4.00
Administrative Associate	1.00	1.00	2.00	2.00
Assistant City Attorney	1.00	1.00	-	-
Assistant Engineering Technician	5.00	5.00	3.00	3.00
Assistant General Manager	5.00	5.00	5.00	5.00
Building Repair Crew Supervisor	1.00	1.00	-	-
Building Repairer - Water	2.00	2.00	2.00	2.00
Business Account Representative	2.00	2.00	2.00	2.00
Civil Engineer I	-	-	1.00	1.00
Civil Engineer II	2.00	2.00	2.00	2.00
Civil Engineering Assistant	4.00	4.00	3.00	3.00
Civil Engineering Associate	3.00	3.00	3.00	3.00
Customer Service Administrator	1.00	1.00	1.00	1.00
Customer Service Field Supervisor	1.00	1.00	1.00	1.00
Customer Service Field Technician	6.00	6.00	6.00	6.00
Customer Service Representative	1.00	1.00	1.00	1.00
Customer Service Utility Repr. I	35.00	35.00	34.00	34.00
Customer Service Utility Supervisor	3.00	3.00	3.00	3.00
Deputy City Attorney	1.00	1.00	1.00	-
Electrical Engineer I	3.00	3.00	4.00	4.00
Electrical Engineer II	1.00	1.00	1.00	1.00
Electrical Engineering Assistant	4.00	4.00	4.00	4.00
Electrical Engineering Associate	2.00	2.00	2.00	2.00
Electrical Helper	5.00	5.00	5.00	5.00
Electrical Line Mech Supervisor I	13.00	13.00	12.00	12.00
Electrical Line Mechanic	10.00	10.00	14.00	14.00
Electrical Line Mechanic Apprentice	15.00	15.00	11.00	11.00
Electrical Line Mechanic Supervisor II	5.00	5.00	5.00	5.00
Electrical Mechanic	1.00	1.00	-	-
Electrical Mechanic Assistant	4.00	4.00	4.00	4.00
Electrical Mechanic Supervisor II	1.00	1.00	1.00	1.00
Electrical Operation Supervisor	2.00	2.00	2.00	2.00
Electrical Service Planner	6.00	6.00	5.00	5.00
Electrical Superintendent	1.00	1.00	1.00	1.00
Electrical System Dispatcher	4.00	4.00	5.00	5.00
Electrical System Dispatcher Supervisor	2.00	2.00	1.00	1.00
Electrical Test Supervisor	1.00	1.00	1.00	1.00
Electrical Test Technician I	1.00	1.00	3.00	3.00
Electrical Test Technician II	8.00	8.00	6.00	6.00
Energy Marketer/Trader	2.00	2.00	1.00	1.00
Energy Trading Manger	-	-	1.00	1.00
Engineering Aide	1.00	1.00	1.00	1.00

GLENDALE WATER & POWER
Personnel Classification Detail

Classification	Actual 2008-09	Budget 2009-10	Revised Budget 2009-10	Budget 2010-11
Engineering Technician	3.00	3.00	4.00	4.00
Environmental Affairs Manager	-	-	-	-
Environmental Program Specialist	1.00	1.00	-	-
Equipment Maintenance Supervisor	1.00	-	-	-
Equipment Mechanic II	6.00	-	-	-
Equipment Operator II	1.00	1.00	1.00	1.00
Equipment Welder	1.00	1.00	1.00	1.00
Executive Analyst	1.00	1.00	1.00	1.00
Facilities Maintenance Supervisor	1.00	1.00	1.00	1.00
General Manager-GWP	1.00	1.00	1.00	1.00
Housing Technician	0.65	0.65	0.65	-
Human Resources Analyst II	1.00	1.00	1.00	-
Information Services Administrator	1.00	1.00	1.00	1.00
Information Services Project Manager	1.00	1.00	1.00	1.00
Internal Auditor	1.00	1.00	1.00	-
IT Applications Analyst	1.00	1.00	1.00	1.00
IT Applications Specialist	1.00	1.00	1.00	1.00
Legal Executive Secretary	0.50	0.50	0.50	-
Line Clearance Forestry Supervisor I	3.00	3.00	3.00	3.00
Maintenance Worker	3.00	3.00	3.00	3.00
Mechanical Engineer I	-	-	1.00	1.00
Mechanical Engineer II	1.00	1.00	1.00	1.00
Mechanical Engineering Assistant	-	-	1.00	1.00
Mechanical Engineering Associate	1.00	1.00	-	-
Mechanical Maint. & Whse. Administrator	1.00	-	-	-
Meter Reader	8.00	8.00	8.00	8.00
Office Services Secretary (Steno)	1.00	1.00	-	-
Office Services Specialist I	1.00	1.00	-	-
Office Services Specialist II	4.00	4.00	5.00	5.00
Office Services Supervisor	1.00	1.00	1.00	1.00
Office Services Supervisor (Steno)	2.00	2.00	1.00	1.00
Office Specialist II	1.00	1.00	-	-
PC Specialist	4.00	4.00	4.00	1.00
Power Line Truck Operator	2.00	2.00	2.00	2.00
Power Plant Auxiliary Operator	4.00	4.00	4.00	4.00
Power Plant Control Operator	13.00	13.00	13.00	13.00
Power Plant Control Operator Apprentice	9.00	9.00	10.00	10.00
Power Plant Inst & Cntrl Supervisor	1.00	1.00	1.00	1.00
Power Plant Maintenance Supervisor	1.00	1.00	1.00	1.00
Power Plant Mechanic	8.00	8.00	7.00	7.00
Power Plant Mechanic Apprentice	3.00	3.00	4.00	4.00
Power Plant Mechanic Supervisor	1.00	1.00	1.00	1.00
Power Plant Operation Supervisor	1.00	1.00	1.00	1.00
Power Plant Operator	1.00	1.00	2.00	2.00
Power Plant Shift Supervisor	4.00	4.00	3.00	3.00

GLENDALE WATER & POWER
Personnel Classification Detail

Classification	Actual 2008-09	Budget 2009-10	Revised Budget 2009-10	Budget 2010-11
Power Plant Superintendent	1.00	1.00	1.00	1.00
Power Plant Technician	1.00	1.00	1.00	1.00
Power Systems Analyst	2.00	2.00	3.00	3.00
Principal Civil Engineer	1.00	1.00	1.00	1.00
Principal Electrical Engineer	3.00	3.00	3.00	3.00
Principal Mechanical Engineer	-	-	1.00	1.00
Principal Water Quality Specialist	1.00	1.00	1.00	1.00
Project Manager	3.00	3.00	3.00	3.00
Public Benefits Charge Coordinator	2.00	2.00	2.00	2.00
Public Benefits Charge Marketing Manager	1.00	1.00	1.00	1.00
Resource Efficiency Advisor	1.00	1.00	1.00	1.00
Senior Administrative Analyst	1.00	1.00	-	-
Senior Assistant City Attorney	-	-	1.00	-
Senior Buyer	1.00	1.00	1.00	-
Senior Civil Engineer	1.00	1.00	2.00	2.00
Senior Customer Svc. Field Tech.	1.00	1.00	1.00	1.00
Senior Customer Svc. Utility Rep	5.00	5.00	5.00	5.00
Senior Electrical Engineer	2.00	2.00	2.00	2.00
Senior Electrical Svc. Planner	2.00	2.00	2.00	2.00
Senior Electrical System Dispatcher	6.00	6.00	5.00	5.00
Senior Electrical Test Technician	4.00	4.00	4.00	4.00
Senior Engineering Technician	2.00	2.00	2.00	2.00
Senior Environmental Program Specialist	1.00	1.00	2.00	2.00
Senior IT Application Specialist	2.00	2.00	2.00	2.00
Senior Mechanical Engineer	2.00	2.00	1.00	1.00
Senior Meter Reader	1.00	1.00	1.00	1.00
Senior Office Services Specialist	3.00	3.00	5.00	5.00
Senior Office Specialist	-	-	3.00	3.00
Senior Power Plant Mechanic	2.00	2.00	2.00	2.00
Senior Power Plant Technician	2.00	2.00	2.00	2.00
Senior Project Manager	1.00	1.00	1.00	1.00
Senior Water Facilities Operator	1.00	1.00	1.00	1.00
Senior Water Meter Repairer	1.00	1.00	-	-
Senior Water System Mechanic	3.00	3.00	3.00	3.00
Station Electrician	1.00	1.00	2.00	2.00
Station Electrician Superv. I	1.00	1.00	1.00	1.00
Station Electrician/Operator	6.00	6.00	6.00	6.00
Station Electrician/Operator Apprentice	3.00	3.00	3.00	3.00
Station Electrician/Operator Supervisor I	5.00	5.00	5.00	5.00
Station Electrician/Operator Supervisor II	1.00	1.00	1.00	1.00
Storekeeper	4.00	4.00	4.00	4.00
Stores Supervisor	1.00	1.00	1.00	1.00
Supervising Electrical Engineering Associate	1.00	1.00	-	-
Systems Analyst	2.00	2.00	2.00	2.00
Technical Staff Analyst	1.00	1.00	1.00	1.00

GLENDALE WATER & POWER
Personnel Classification Detail

Classification	Actual 2008-09	Budget 2009-10	Revised Budget 2009-10	Budget 2010-11			
Transformer Shop Supervisor	1.00	1.00	1.00	1.00			
Transformer Shop Technician	1.00	1.00	1.00	1.00			
Underground Distribution Construction Mechanic I	10.00	10.00	10.00	10.00			
Underground Distribution Construction Mechanic II	3.00	3.00	3.00	3.00			
Underground Distribution Construction Supervisor I	3.00	3.00	3.00	3.00			
Underground Distribution Construction Supervisor II	1.00	1.00	1.00	1.00			
Utility Welder	1.00	1.00	1.00	1.00			
Water Facilities Operator	3.00	3.00	3.00	3.00			
Water Meter Repairer	1.00	1.00	1.00	1.00			
Water Quality Specialist	1.00	1.00	1.00	1.00			
Water Quality Technician	1.00	1.00	2.00	2.00			
Water Superintendent	1.00	1.00	2.00	2.00			
Water System Apprentice	4.00	4.00	3.00	3.00			
Water System Equipment Operator	3.00	3.00	3.00	3.00			
Water System Helper	6.00	6.00	5.00	5.00			
Water System Mechanic	9.00	9.00	10.00	10.00			
Water System Operations Supvr	2.00	2.00	-	-			
Water System Supervisor I	1.00	1.00	1.00	1.00			
Water System Supervisor II	7.00	7.00	8.00	8.00			
Water Systems Supervisor III	1.00	1.00	2.00	2.00			
Yard Attendant	1.00	1.00	1.00	1.00			
Total Salaried Employees	<u>425.15</u>	<u>416.15</u>	<u>418.15</u>	<u>408.00</u>			
<u>Hourly Employees*</u>			**	**	**		
City Resource Specialist		6.75	(8)	6.75	(8)	5.75	(11)
Engineering Technician		0.25	(1)	0.25	(1)	-	
Mechanical Engineering Assistant		0.25	(1)	0.25	(1)	0.25	(1)
Office Specialist I		1.00	(2)	1.00	(2)	1.75	(3)
Power Plant Control Operator		1.75	(2)	1.75	(2)	2.25	(4)
Total Hourly Positions		<u>10.00</u>		<u>10.00</u>		<u>10.00</u>	
Glendale Water and Power Total	<u>425.15</u>	<u>426.15</u>	<u>428.15</u>	<u>418.00</u>			

* Hourly Employees - Data not available prior to fiscal year 2009-10

** Indicates number of positions corresponding to the stated Full-Time Equivalence (FTE)

CITY OF GLENDALE, CA

Human Resources

2010 – 2011

Adopted Budget

CITY OF GLENDALE

HUMAN RESOURCES

MISSION STATEMENT

To maximize the effectiveness, productivity and performance of the City of Glendale's human resources through the development of a workplace environment which is responsive to the needs of the organization and its employees.

DEPARTMENT DESCRIPTION

The Human Resources Department is responsible for all employment services for the organization including recruitment and testing, employee relations, employee benefits, training and development, occupational safety, workers' compensation and employee health services. The Department also serves as staff to the Glendale Civil Service Commission which is responsible for ensuring the principles of merit are maintained in the hiring, staffing, and retention of City employees.

The Human Resources Department is organized into five (5) divisions:

- Human Resource Administration
- Employee Training & Development
- Employee Health Services
- Workers' Compensation
- Employee Safety

The ***Human Resources Administration Division*** administers the Civil Service system involving employee recruitment, selection, placement, and classification of employees. The Division develops and enforces personnel policies and procedures based on Federal, State and local legislation relating to employment matters. In addition, it manages the City's employee relations program including the negotiation and administration of labor contracts and resolution of employment issues; it also provides advice/counsel to managers and employees on workplace issues.

The ***Employee Training & Development Division*** provides training and development opportunities to employees through the Glendale University Training and Development Program, Glendale Supervisory Academy, Glendale Leadership Academy, ongoing training needs assessments, and career coaching and counseling.

The ***Employee Health Services Division*** provides high quality and cost-effective services to all departments and employees of the City. The Division coordinates a full range of regulatory compliance examination; applicant and employee physicals; provides a wellness program for employees.

The ***Workers' Compensation Division*** provides professional, competent and timely claims service to the City's departments. It provides prompt claims management to

CITY OF GLENDALE

HUMAN RESOURCES

reduce the number of work days lost due to injury. The Division's goal is to cure and relieve employees of their industrial condition through immediate medical management. The Division also assists employees in the processing of their claims to attain all of the benefits they are legally entitled to receive. This results in more employees on the job to improve the services provided by the City of Glendale.

The services of the **Employee Safety Division** include ongoing inspections of work facilities and equipment; safety training; accident investigation; and compliance with Cal/OSHA regulations.

RELATIONSHIP TO STRATEGIC GOALS

Trust in Government

The Human Resources Department continually works to operate an efficient and cost effective Department by ensuring staff are knowledgeable and trained to provide consultation services to managers and employees surrounding the issues of Federal and State employment regulations, employee relations, and contractual matters in-house. The Department also conducted a comprehensive RFP process to provide broker services for the City's health benefits program.

Technology

The Department continually searches for ways to improve services while reducing costs. To this end, the Department is in the process of implementing an online applicant tracking management system, enabling the placement of class specifications and additional employment information online. In addition, applicants will be able to apply for positions and check the status of their applications online. The Workers' Compensation Division has identified files to scan into FileNet which will allow for eventual destruction of the "paper files".

Diversity

The Department continues to conduct aggressive outreach recruitment efforts, including the implementation of a media strategic plan, in order to educate the community about public sector employment, as well as to diversify the workforce. In addition, the Employee Training & Development Division continues to provide diversity awareness training for all City employees.

Health & Wellness

The Employee Health Services Division coordinates, monitors and reviews examinations administrated by the City's contract clinic, Glendale Adventist Occupational Medical Center, to assure City standards are met. EHS's wellness

CITY OF GLENDALE

HUMAN RESOURCES

program assists and encourages employees toward the maintenance of a more healthy lifestyle and increased productivity.

MAJOR ACCOMPLISHMENTS

During FY 2009-10, ***Human Resources Administration Division*** coordinated the hiring of several managerial positions including the City Auditor, Fire Marshal, Fleet Manager and others. Staff worked with various departments on significant reorganizations including those impacting the former Community Development & Housing Department, the Fire Department's Basic Life Support (BLS) program transition and the GWP Smart Grid. Working closely with the Police Department, Human Resources is near completion on the Police outreach recruitment video targeting the Korean-American population and is actively making presentations to a variety of diverse organizations. In addition, the Division worked with employee associations on mitigating the negative effects of the current economic climate on employees. Both the GFFA and GPOA MOU's were reopened and staff continues to work on potential concessions to help resolve the budgetary difficulties. Staff began the labor negotiations process with both the GCEA and GMA for new MOU agreements. The Benefits Division fully integrated the services of Keenan & Associates as the new health benefits broker. With their assistance, and the work of staff and the Health Benefits Committee, the health insurance renewal was kept under 10%.

The Division also presented a comprehensive review of the Civil Service Rules and proposed amendments to the Commission in March. Further refinements are needed prior to approval by the City Council. Working with the State of California and Federal government, staff put into place an extension of the Livescan program which will expand the criminal database search for new hires to include the FBI's nationwide database, rather than only the State of California. Finally, the Division integrated elements of an online applicant management system and trained staff on its use.

The ***Employee Training & Development Division*** coordinated a very active year of employee training and development. In addition, it organized a number of Citywide training programs on topics such as customer service, computer applications, diversity, ADA sensitivity, and workplace harassment. The Division also completed the fourth year of the Glendale Supervisory Academy graduating a total of 200 employees since its inception. The Division kicked off the next phase of supervisory and managerial development with the implementation of the Glendale Leadership Academy (GLA) this past January in conjunction with Woodbury University. The Division also supported cohort educational programs with nearby colleges, including the CSUN MPA program and Woodbury University BA and MA Organizational Leadership programs. Employee participation in these degreed programs has been significant.

CITY OF GLENDALE

HUMAN RESOURCES

In the first four months of FY 2009-10, **Employee Health Services Division** provided 499 physicals, regulatory exams, and return to work visits at a cost of 42% that of an outside provider.

The Division completed an RFP process and selected Glendale Adventist Occupational Medicine Center as the new medical provider, replacing the City's in-house clinic. The transition to Adventist has been successful. Employee Health Services continues to work closely with Adventist to establish procedures and policies to meet the City's needs.

During the H1N1 pandemic period, the Division worked with the contract clinic to obtain access to the H1N1 vaccine for the employees.

The **Workers' Compensation Division** successfully passed two comprehensive audit of claims and utilization review imposed by the State of California for self-insured plans. It further, successfully, passed a third audit imposed by the City's excess insurance carrier. In addition, the Division implemented modifications to procedures to accommodate the electronic filing of documents to the State of California Division of Workers' Compensation resulting in improved timeliness for the resolution of cases and reduction of a substantial amount of paper associated with files.

And lastly, the **Employee Safety Division** completed a transition to a new prescription safety eyeglass vendor, implemented the first phase of obtaining employee driver records from the DMV electronically, assisted in a comprehensive review of Glendale Water & Power safety procedures, and facilitated moving offices to create working space for Employee Health Services within the Human Resources Department.

FUTURE OUTLOOK

The Human Resources Department will continue to proactively work with other City departments and the employee associations to address the ongoing effects of the anticipated budget shortfalls on the employee population, including salary and benefit concessions, reorganizations, transfers, potential layoffs, and other measures. A great emphasis will be placed on maintaining high levels of services, yet at reduced costs.

The **Human Resources Administration Division** will continue to work in partnership with the employee associations on ongoing budgetary challenges and its effects on the employee population. Discussions will continue to occur with the respective employee associations to partner in reducing the cost of services provided to the public.

CITY OF GLENDALE HUMAN RESOURCES

More improvements are anticipated in benefit program administration, including communications with both active employees and retirees. Additionally, staff will continue to monitor the affects of new Federal/State legislation on all employment matters, but particularly the new Health Care Reform, to assess its impact on employers.

The Division anticipates approval of revised Civil Service Rules by Fall. Also, the Division is embarking on a wholesale review of the City's job specifications in order to ensure job duties and minimum requirements are contemporary and meet the needs of City departments.

The Division anticipates the NEOGOV online application process fully implemented by the new fiscal year. The implementation of this system will also significantly decrease the number of paper applications received and processed manually, thereby enabling a more efficient method of processing applications.

As managers and supervisors retire, the Human Resources Division will ensure that appropriate training and succession planning of future organizational leaders occur.

The ***Employee Training & Development Division*** will continue its ongoing workplace harassment training in compliance with AB 1825 for all City employees and new hires, as well as provide Diversity training. Additionally, it will continue administration of the Glendale Supervisory Academy and Glendale Leadership Academy to help develop successful leaders for the future of the organization.

The ***Employee Health Services Division*** (EHS) will continue to provide very effective services to the employees of the City in a cost-effective method utilizing the Glendale Adventist clinic. Also, EHS will strive to meet and exceed regulatory requirements.

EHS will also continue to assure that disabled and medically-restricted employees are treated appropriately through the management of the ADA/FEHA accommodation process. EHS will continue to provide a basic wellness/health promotion program and will work collaboratively with other departments for any pandemic emergencies. Additionally, EHS will continue to monitor Federal and State legislation regarding workplace health, safety, leave and medical regulations.

The ***Workers' Compensation Division*** will continue to process claims efficiently. In addition, staff will evaluate the impacts of new Federal/State mandates, including the Health Care Reform, and continue to keep abreast of legislative changes that affect the claims handling process. The Division is implementing a managed prescription drug program to lower costs and attain discounted services on medications.

CITY OF GLENDALE HUMAN RESOURCES

And lastly, the ***Employee Safety Division*** will continue to respond to the requests of the managers, supervisors, and employees for safety services, and complete the steps required in order to implement the performance measures. The Division will also accomplish the following:

- Establish Accident Review Committees in smaller departments which currently do not have them.
- Develop a comprehensive workplace inspection process for use by departments.
- Implement the recent Cal/OSHA regulation on Aerosol Transmittable Diseases for employees exposed to airborne hazards.
- Automate the DMV pull notice (driver record) system.
- Conduct a comprehensive Safety audit of departments and sections with higher than average injury rates.

**CITY OF GLENDALE
SUMMARY OF APPROPRIATIONS
HUMAN RESOURCES DEPARTMENT**

	Actual 2008-09	Adopted 2009-10	Revised 2009-10	Adopted 2010-11
General Fund				
Training (101-205)	122,593	175,010	175,010	169,893
Administration (101-206)	1,457,417	1,611,777	1,611,777	2,618,282
Total General Fund	\$ 1,580,010	\$ 1,786,787	\$ 1,786,787	\$ 2,788,175
Other Funds				
Unemployment Insurance Fund (610)	125,493	180,000	180,000	188,000
Compensation Insurance Fund				
Employee Health Services (614-211)	953,054	1,141,444	1,141,444	690,354
Compensation Insurance (614-215)	12,207,664	9,295,603	9,295,603	9,259,624
Safety (614-221)	392,632	623,255	623,255	518,162
Total Compensation Insurance Fund	\$ 13,553,350	\$ 11,060,302	\$ 11,060,302	\$ 10,468,140
Dental Insurance Fund (615)	1,455,356	1,341,148	1,341,148	1,403,000
Medical Insurance Fund (616)	13,293,317	13,290,572	20,290,572	22,260,000
Vision Insurance Fund (617)	272,195	332,982	332,982	347,000
Employee Benefits Fund (640)	2,205,565	2,111,576	2,111,576	2,647,000
RHSP Benefits Fund (641)	1,483,782	1,076,343	1,076,343	1,732,000
Post Employment Benefits Fund (642)	289,809	-	-	60,230
Total Other Funds	\$ 19,000,024	\$ 18,152,621	\$ 25,152,621	\$ 28,449,230
Department Grand Total	\$ 34,258,877	\$ 31,179,710	\$ 38,179,710	\$ 41,893,545

**CITY OF GLENDALE
HUMAN RESOURCES DEPARTMENT
TRAINING
101-205**

		Actual 2008-09	Adopted 2009-10	Revised 2009-10	Adopted 2010-11
MAINTENANCE & OPERATION					
43110	Contractual services	107,071	138,950	138,950	136,940
44550	Travel	-	6,560	6,560	6,560
44650	Training	2,061	-	-	-
44751	Insurance/surety bond premium	-	-	-	193
44800	Membership and dues	2,407	3,000	3,000	3,000
45150	Furniture & equipment	-	2,500	2,500	2,500
45170	Computer hardware	(916)	-	-	-
45200	Maps and blue prints	90	-	-	-
45250	Office supplies	2,646	4,000	4,000	3,700
45450	Printing and graphics	4,213	10,000	10,000	5,000
46900	Business meetings	5,021	10,000	10,000	12,000
	Total Maintenance & Operation	122,593	175,010	175,010	169,893
TOTAL		\$ 122,593	\$ 175,010	\$ 175,010	\$ 169,893

**CITY OF GLENDALE
HUMAN RESOURCES DEPARTMENT
ADMINISTRATION
101-206**

		Actual 2008-09	Adopted 2009-10	Revised 2009-10	Adopted 2010-11
SALARIES & BENEFITS					
41100	Salaries	878,946	944,559	944,559	1,205,983
41200	Overtime	339	3,000	3,000	3,000
41300	Hourly wages	21,124	30,000	30,000	30,000
41600-42500	Benefits	136,408	168,153	168,153	206,122
42600-42700	Retirement	98,472	110,903	110,903	143,564
	Total Salaries & Benefits	1,135,289	1,256,615	1,256,615	1,588,669
MAINTENANCE & OPERATION					
42800	Auto allowance	6,062	6,200	6,200	6,200
43050	Repairs-bldgs & grounds	13,807	5,000	5,000	5,000
43110	Contractual services	38,751	117,000	117,000	118,500
43150	Cost allocation charge	5	-	-	-
44120	Repairs to office equip	4,313	3,000	3,000	2,000
44200	Advertising	18,552	51,000	51,000	40,300
44300	Telephone	12,000	17,000	17,000	18,000
44352	ISD service charge	-	-	-	703,847
44450	Postage	10,175	16,000	16,000	15,000
44550	Travel	5,420	5,740	5,740	6,320
44650	Training	1,726	1,500	1,500	1,500
44700	Computer software	3,406	6,000	6,000	2,500
44750	Liability	67,132	23,817	23,817	27,258
44751	Insurance/surety bond premium	-	-	-	1,853
44800	Membership and dues	3,714	2,505	2,505	2,505
45050	Periodicals & newspapers	109	200	200	150
45100	Books	-	200	200	150
45150	Furniture & equipment	8,347	14,000	14,000	7,000
45170	Computer hardware	2,732	-	-	1,030
45200	Maps and blue prints	286	-	-	-
45250	Office supplies	25,650	50,000	50,000	44,000
45350	General supplies	214	-	-	-
45450	Printing and graphics	4,097	12,000	12,000	8,500
46900	Business meetings	8,162	15,000	15,000	12,000
47000	Miscellaneous	4,892	9,000	9,000	6,000
	Total Maintenance & Operation	239,551	355,162	355,162	1,029,613
CAPITAL OUTLAY					
51000	Capital outlay	82,577	-	-	-
	Total Capital Outlay	82,577	-	-	-
TOTAL		\$ 1,457,417	\$ 1,611,777	\$ 1,611,777	\$ 2,618,282

**CITY OF GLENDALE
HUMAN RESOURCES DEPARTMENT
UNEMPLOYMENT INSURANCE FUND (610)**

		Actual 2008-09	Adopted 2009-10	Revised 2009-10	Adopted 2010-11
MAINTENANCE & OPERATION					
43150	Cost allocation charge	-	5,631	5,631	5,245
47000	Miscellaneous	-	174,369	174,369	182,755
48600	Claims	125,493	-	-	-
	Total Maintenance & Operation	125,493	180,000	180,000	188,000
TOTAL		\$ 125,493	\$ 180,000	\$ 180,000	\$ 188,000

**CITY OF GLENDALE
HUMAN RESOURCES DEPARTMENT
COMPENSATION INSURANCE FUND-EMPLOYEE HEALTH SERVICES
614-211**

		Actual 2008-09	Adopted 2009-10	Revised 2009-10	Adopted 2010-11
SALARIES & BENEFITS					
41100	Salaries	514,944	520,200	520,200	180,972
41300	Hourly wages	21,779	22,217	22,217	-
41600-42500	Benefits	71,854	73,987	73,987	18,661
42600-42700	Retirement	58,233	62,454	62,454	21,123
	Total Salaries & Benefits	666,809	678,858	678,858	220,756
MAINTENANCE & OPERATION					
42800	Auto allowance	30	-	-	-
43050	Repairs-bldgs & grounds	-	500	500	-
43060	Utilities	4,140	4,020	4,020	-
43080	Rent	58,794	62,369	62,369	1,500
43110	Contractual services	134,890	170,500	170,500	287,000
43150	Cost allocation charge	-	113,347	113,347	80,379
44120	Repairs to office equip	976	1,545	1,545	1,500
44300	Telephone	3,986	3,000	3,000	3,000
44352	ISD service charge	-	-	-	5,466
44450	Postage	739	1,500	1,500	-
44550	Travel	1,732	4,775	4,775	2,800
44650	Training	1,277	3,000	3,000	3,000
44700	Computer software	3,270	3,090	3,090	23,000
44750	Liability	13,596	13,064	13,064	4,525
44751	Insurance/surety bond premium	-	-	-	1,301
44800	Membership and dues	2,169	1,710	1,710	980
45050	Periodicals & newspapers	507	500	500	1,000
45100	Books	1,022	1,500	1,500	500
45150	Furniture & equipment	-	3,000	3,000	1,500
45170	Computer hardware	-	2,000	2,000	2,000
45250	Office supplies	13,136	15,000	15,000	3,000
45300	Small tools	43	-	-	-
45350	General supplies	36,718	46,000	46,000	5,000
45450	Printing and graphics	-	600	600	600
46000	Depreciation	1,166	3,416	3,416	-
46900	Business meetings	1,585	3,000	3,000	3,000
47000	Miscellaneous	6,124	5,150	5,150	1,000
47010	Discount earned & lost	(4)	-	-	-
48564	Compensation ins-medical	347	-	-	-
	Total Maintenance & Operation	286,245	462,586	462,586	432,051
CAPITAL OUTLAY					
51000	Capital outlay	-	-	-	37,547
	Total Capital Outlay	-	-	-	37,547
TOTAL		\$ 953,054	\$ 1,141,444	\$ 1,141,444	\$ 690,354

**CITY OF GLENDALE
HUMAN RESOURCES DEPARTMENT
COMPENSATION INSURANCE FUND-COMPENSATION INSURANCE
614-215**

		Actual 2008-09	Adopted 2009-10	Revised 2009-10	Adopted 2010-11
SALARIES & BENEFITS					
41100	Salaries	562,927	565,657	565,657	526,464
41200	Overtime	-	750	750	750
41300	Hourly wages	13,376	18,213	18,213	18,213
41600-42500	Benefits	73,552	70,327	70,327	70,895
42600-42700	Retirement	64,405	64,743	64,743	63,155
	Total Salaries & Benefits	714,260	719,690	719,690	679,477
MAINTENANCE & OPERATION					
42800	Auto allowance	-	100	100	100
43050	Repairs-bldgs & grounds	-	250	250	250
43110	Contractual services	175,938	199,000	199,000	166,000
43150	Cost allocation charge	94	134,207	134,207	117,728
44120	Repairs to office equip	-	500	500	500
44300	Telephone	3,960	4,000	4,000	4,000
44352	ISD service charge	-	-	-	40,303
44450	Postage	851	1,500	1,500	3,000
44550	Travel	650	1,250	1,250	1,390
44650	Training	2,037	3,750	3,750	3,750
44700	Computer software	28,190	23,000	23,000	23,000
44750	Liability	12,685	13,640	13,640	13,649
44751	Insurance/surety bond premium	-	-	-	1,285
44760	Regulatory	2,195	500	500	500
44800	Membership and dues	550	1,000	1,000	1,000
45050	Periodicals & newspapers	-	250	250	250
45100	Books	1,501	750	750	750
45150	Furniture & equipment	2,037	4,000	4,000	4,000
45170	Computer hardware	-	500	500	500
45250	Office supplies	4,835	8,000	8,000	5,000
45350	General supplies	-	500	500	500
45450	Printing and graphics	1,205	-	-	500
46000	Depreciation	-	6,333	6,333	-
46900	Business meetings	-	250	250	250
47000	Miscellaneous	214	8,172,633	8,172,633	8,191,942
48501	Excess liability premium	182,742	-	-	-
48510	Claims accrual	4,699,970	-	-	-
48562	Compensation ins-temporary	1,345,367	-	-	-
48563	Compensation ins-permanent	1,063,886	-	-	-
48564	Compensation ins-medical	3,438,661	-	-	-
48565	Compensation ins-other exp	465,099	-	-	-
48566	Compensation ins-rehab	2,241	-	-	-
48567	Compensation ins-training	20,496	-	-	-
	Total Maintenance & Operation	11,455,404	8,575,913	8,575,913	8,580,147
CAPITAL OUTLAY					
51000	Capital outlay	38,000	-	-	-
	Total Capital Outlay	38,000	-	-	-
TOTAL		\$ 12,207,664	\$ 9,295,603	\$ 9,295,603	\$ 9,259,624

**CITY OF GLENDALE
HUMAN RESOURCES DEPARTMENT
COMPENSATION INSURANCE FUND-SAFETY
614-221**

		Actual 2008-09	Adopted 2009-10	Revised 2009-10	Adopted 2010-11
SALARIES & BENEFITS					
41100	Salaries	240,608	324,822	324,822	256,326
41200	Overtime	-	1,000	1,000	1,000
41300	Hourly wages	-	24,638	24,638	24,638
41600-42500	Benefits	41,321	59,735	59,735	52,380
42600-42700	Retirement	26,901	37,736	37,736	32,794
	Total Salaries & Benefits	308,830	447,931	447,931	367,138
MAINTENANCE & OPERATION					
42800	Auto allowance	40	-	-	40
42900	Uniform allowance	-	150	150	150
43050	Repairs-bldgs & grounds	-	250	250	250
43110	Contractual services	26,981	20,000	20,000	20,000
43150	Cost allocation charge	-	87,258	87,258	53,181
44100	Repairs to equipment	-	500	500	500
44120	Repairs to office equip	-	100	100	100
44250	Data communication	-	250	250	250
44300	Telephone	4,123	4,000	4,000	4,000
44350	Vehicle maintenance	81	-	-	100
44351	Fleet / equip rental charge	-	1,000	1,000	1,000
44352	ISD service charge	-	-	-	8,703
44450	Postage	84	200	200	200
44550	Travel	-	4,800	4,800	5,055
44650	Training	9,757	11,250	11,250	11,250
44700	Computer software	4,660	500	500	500
44750	Liability	6,242	7,146	7,146	7,067
44751	Insurance/surety bond premium	-	-	-	713
44800	Membership and dues	150	470	470	470
45050	Periodicals & newspapers	1,102	1,000	1,000	500
45100	Books	54	500	500	500
45150	Furniture & equipment	(7,144)	1,000	1,000	1,000
45170	Computer hardware	-	100	100	100
45250	Office supplies	340	1,000	1,000	1,000
45300	Small tools	-	-	-	50
45350	General supplies	34,475	27,000	27,000	27,000
45450	Printing and graphics	81	250	250	250
45503	Fuel - gasoline	395	-	-	500
46000	Depreciation	9,809	6,100	6,100	6,095
46900	Business meetings	-	250	250	250
47000	Miscellaneous	-	250	250	250
	Total Maintenance & Operation	91,229	175,324	175,324	151,024
CAPITAL PROJECTS					
59999	Asset capitalization	(7,427)	-	-	-
	Total Capital Projects	(7,427)	-	-	-
TOTAL		\$ 392,632	\$ 623,255	\$ 623,255	\$ 518,162

**CITY OF GLENDALE
HUMAN RESOURCES DEPARTMENT
DENTAL INSURANCE FUND (615)**

		Actual 2008-09	Adopted 2009-10	Revised 2009-10	Adopted 2010-11
MAINTENANCE & OPERATION					
43150	Cost allocation charge	-	40,567	40,567	36,248
47000	Miscellaneous	-	1,300,581	1,300,581	1,366,752
48512	Insurance admin fee	324,578	-	-	-
48600	Claims	1,130,779	-	-	-
	Total Maintenance & Operation	1,455,356	1,341,148	1,341,148	1,403,000
TOTAL		\$ 1,455,356	\$ 1,341,148	\$ 1,341,148	\$ 1,403,000

**CITY OF GLENDALE
HUMAN RESOURCES DEPARTMENT
MEDICAL INSURANCE FUND (616)**

		Actual 2008-09	Adopted 2009-10	Revised 2009-10	Adopted 2010-11
SALARIES & BENEFITS					
41100	Salaries	45,243	47,175	47,175	-
41600-42500	Benefits	7,428	7,616	7,616	-
42600-42700	Retirement	5,059	5,434	5,434	-
	Total Salaries & Benefits	57,730	60,225	60,225	-
MAINTENANCE & OPERATION					
43150	Cost allocation charge	-	384,660	384,660	374,781
44352	ISD service charge	-	-	-	270
44750	Liability	986	1,038	1,038	-
44751	Insurance/surety bond premium	-	-	-	496
47000	Miscellaneous	-	12,844,649	12,844,649	21,884,453
47230	Retirees	226,718	-	-	-
48512	Insurance admin fee	1,773,766	-	-	-
48513	HMO premium ER	-	-	5,000,000	-
48514	HMO premium EE	-	-	2,000,000	-
48600	Claims	11,234,117	-	-	-
	Total Maintenance & Operation	13,235,587	13,230,347	20,230,347	22,260,000
TOTAL		\$ 13,293,317	\$ 13,290,572	\$ 20,290,572	\$ 22,260,000

**CITY OF GLENDALE
HUMAN RESOURCES DEPARTMENT
VISION INSURANCE FUND (617)**

		Actual 2008-09	Adopted 2009-10	Revised 2009-10	Adopted 2010-11
MAINTENANCE & OPERATION					
43150	Cost allocation charge	-	8,817	8,817	9,033
47000	Miscellaneous	-	324,165	324,165	337,967
48512	Insurance admin fee	43,700	-	-	-
48600	Claims	228,495	-	-	-
	Total Maintenance & Operation	272,195	332,982	332,982	347,000
TOTAL		\$ 272,195	\$ 332,982	\$ 332,982	\$ 347,000

**CITY OF GLENDALE
HUMAN RESOURCES DEPARTMENT
EMPLOYEE BENEFITS FUND (640)**

		Actual 2008-09	Adopted 2009-10	Revised 2009-10	Adopted 2010-11
SALARIES & BENEFITS					
41600-42500	Benefits	2,205,565	-	-	-
	Total Salaries & Benefits	<u>2,205,565</u>	<u>-</u>	<u>-</u>	<u>-</u>
MAINTENANCE & OPERATION					
43150	Cost allocation charge	-	-	-	25,478
47000	Miscellaneous	-	2,111,576	2,111,576	2,621,522
	Total Maintenance & Operation	<u>-</u>	<u>2,111,576</u>	<u>2,111,576</u>	<u>2,647,000</u>
TOTAL		\$ 2,205,565	\$ 2,111,576	\$ 2,111,576	\$ 2,647,000

**CITY OF GLENDALE
HUMAN RESOURCES DEPARTMENT
RHSP BENEFITS FUND (641)**

		Actual 2008-09	Adopted 2009-10	Revised 2009-10	Adopted 2010-11
SALARIES & BENEFITS					
41600-42500	Benefits	1,483,782	-	-	-
	Total Salaries & Benefits	<u>1,483,782</u>	<u>-</u>	<u>-</u>	<u>-</u>
MAINTENANCE & OPERATION					
43150	Cost allocation charge	-	-	-	33,678
47000	Miscellaneous	-	1,076,343	1,076,343	1,698,322
	Total Maintenance & Operation	<u>-</u>	<u>1,076,343</u>	<u>1,076,343</u>	<u>1,732,000</u>
TOTAL		\$ 1,483,782	\$ 1,076,343	\$ 1,076,343	\$ 1,732,000

**CITY OF GLENDALE
HUMAN RESOURCES DEPARTMENT
POST EMPLOYMENT BENEFITS FUND (642)**

		Actual 2008-09	Adopted 2009-10	Revised 2009-10	Adopted 2010-11
SALARIES & BENEFITS					
41600-42500	Benefits	289,809	-	-	-
	Total Salaries & Benefits	289,809	-	-	-
MAINTENANCE & OPERATION					
47000	Miscellaneous	-	-	-	60,230
	Total Maintenance & Operation	-	-	-	60,230
TOTAL		\$ 289,809	\$ -	\$ -	\$ 60,230

HUMAN RESOURCES
Personnel Classification Detail

Classification	Actual 2008-09	Budget 2009-10	Revised Budget 2009-10	Budget 2010-11
<u>Salaried Employees</u>				
Admin. Assistant/Human Resources	1.00	1.00	1.00	1.00
Admin. Associate/Human Resources	1.00	1.00	1.00	1.00
Benefits Manager	1.00	1.00	1.00	1.00
Customer Service Representative	2.00	2.00	2.00	2.00
Director of Human Resources	1.00	1.00	1.00	1.00
Health Services Administrator	1.00	1.00	1.00	1.00
Health Services Nurse	1.00	1.00	-	-
Health Services Nurse Practitioner	1.00	1.00	-	-
Human Resources Analyst	2.00	2.00	2.00	2.00
Human Resources Analyst II	-	-	-	1.00
Human Resources Associate	1.00	1.00	1.00	1.00
Medical Assistant	1.00	1.00	-	-
Office Services Specialist I	1.00	2.00	2.00	2.00
Office Services Specialist II	2.00	2.00	2.00	2.00
Office Services Supervisor	1.00	1.00	1.00	1.00
Payroll Supervisor	-	-	0.10	-
PC Specialist	-	1.00	1.00	-
Safety Administrator	1.00	1.00	1.00	1.00
Safety Services Specialist	1.00	1.00	1.00	1.00
Senior Accounting Services Specialist	-	-	0.75	-
Senior Human Resources Analyst	2.00	2.00	2.00	2.00
Senior Office Services Specialist	2.00	1.00	-	-
Senior Office Specialist	-	-	1.00	1.00
Senior Safety Services Specialist	1.00	1.00	1.00	1.00
Senior Workers Comp Analyst	1.00	1.00	1.00	1.00
Technical Staff Associate	1.00	-	-	-
Workers Comp Administrator	1.00	1.00	1.00	1.00
Workers Comp Analyst	2.00	2.00	2.00	2.00
Workers Comp Technician	2.00	2.00	2.00	2.00
Total Salaried Employees	<u>31.00</u>	<u>31.00</u>	<u>28.85</u>	<u>28.00</u>
<u>Hourly Employees*</u>				
City Resource Specialist		0.26	(1)	0.26 (1)
Hourly City Worker		0.60	(1)	0.60 (1)
Medical Assistant		0.60	(1)	-
Office Services Specialist II		0.60	(1)	0.60 (1)
Total Hourly Employees		<u>2.06</u>		<u>2.06 (1.46)</u>
Human Resources Total	<u>31.00</u>	<u>33.06</u>	<u>30.91</u>	<u>29.46</u>

* Hourly Employees - Data not available prior to fiscal year 2009-10

** Indicates number of positions corresponding to the stated Full-Time Equivalence (FTE)

CITY OF GLENDALE, CA

2010 – 2011

Adopted Budget

CITY OF GLENDALE INFORMATION SERVICES

MISSION STATEMENT

To provide leadership in information technology, with a focus on providing strategic direction on technology issues, leading technology innovation initiatives, while responsibly managing the City's technology infrastructure, and applications and maintaining the highest level of reliable service to the community.

DEPARTMENT DESCRIPTION

Information Services Department (ISD) is now organized into three Divisions:

- Applications Support
- Infrastructure Support
- Wireless Communications

The ***Applications Support Division*** is responsible for management of Geographic Information Systems (GIS), Land Information Systems (LIS), Document Management (FileNet), PeopleSoft System (Human Resource, Payroll, Accounting and Budgeting, Modules), e-Mail, ISD Help Desk and WEB Development and Applications.

The ***Infrastructure Support Division*** manages Systems Operations and Administration (Linux and MS-Windows), as well as Citywide Network, PC and Telephone support.

The ***Wireless Communications Division*** is responsible for City Radio Equipment and Systems, Cellular Phones, Blackberry Smart Phones, Wireless Data Devices, and all of the City's wireless communications and interoperability assets.

RELATIONSHIP TO STRATEGIC GOALS

Trust in Government

ISD continually endeavors to use technology to enable the conduct of the business of government with integrity, openness and inclusion. ISD strives to enable excellent customer service looking for multiple opportunities to create an informed community with a positive perception of City Government. ISD intends to provide all major public "documents" via the Web as required by law in a convenient and highly accessible manner so they are available to the whole community. ISD provides a variety of e-government services on the City's website, enabling residents and businesses access to information regarding City decisions and policies.

CITY OF GLENDALE INFORMATION SERVICES

Technology

ISD continually searches for ways to improve services while reducing costs. Major systems that are mission-critical to City departments are operated and maintained to ensure high-availability and responsiveness. Upgrades to these systems are constantly evaluated and cost-effective solutions are implemented. New technologies are evaluated annually according to industry best practices. ISD consistently advocates for the use of proven and reliable technology to streamline business processes and reduce operating costs. ISD also looks for consolidation opportunities with systems such as the Fire/Police radios and PeopleSoft Financials that include Purchasing and Human Resources. ISD's goal is to enhance customer experience through effective technology services, resources and data quality.

Safe Community

ISD assists the City's public safety departments in ensuring that Glendale is a community that is physically safe, free of blight and prepared for emergencies, creating a sense of security for all. Community preparation and capacity to respond to disasters is a high City priority in which ISD plays a significant role by assuring mutual aid and communications interoperability.

MAJOR ACCOMPLISHMENTS

During FY 2009-10, ISD made significant progress on a number of key initiatives designed to enhance service and increase operational efficiencies. Most notable were:

Applications Support Division

The Applications Division completed Benefits enhancements to the Employee Management System (GEMS); enhancements to the City Budget Module for Finance System (GFS); the migration of FileNet CS to IBM's FileNet P8 Platform, deployment of a new user-friendly interface (WorkplaceXT), and deployment of FileNet in GWP (Customer Service, Collections, Billing, Electric Services, Water Services, Power Supply, Admin Services), Human Resources (Health Services, Workers Compensation). In addition, the Division established a FileNet interface embedded into GFS and GWP's Customer Service System (Harris/Northstar), provided document scanning services to multiple departments including GWP, Finance, and City Attorney. Currently there are over 1.5 million City documents stored in FileNet.

The Division also completed the upgrade of the GIS System (ArcGIS/ArcSDE) servers (version 9.3) in preparation for the implementation of a new Permits System (CSI).

CITY OF GLENDALE INFORMATION SERVICES

The Web & Applications Section led the City's efforts in embracing social media platforms by providing vision, developing policies, conducting training, and establishing social networking presences on Facebook, Twitter, and YouTube.

The Section also led ISD efforts towards hardware virtualization, thereby, reducing operating costs and lowering environmental impact. Hardware virtualization served not only as a cost-saving measure, but also aided in providing maximum uptime for many City systems as Physical-to-Virtual methods were invoked to keep critical systems running during instances of hardware failure.

Significant efforts were undertaken across multiple City departments for the Google4Glendale initiative to bring experimental high-speed Google broadband services to Glendale, with the effort being led primarily by the Web Section. Efforts undertaken by that Section included establishing a WordPress powered blog at <http://www.google4glendale.com>, a Facebook profile with several hundred supporters.

Finally, the Web Section implemented the Altiris Incident Management System (AIMS) for reporting and tracking IT requests for service. AIMS has been successfully deployed in all City departments and has garnered overwhelmingly positive response from the City staff technical and user community alike.

Infrastructure Support Division

The Infrastructure Support Division completed a number of upgrades to existing infrastructure and support operations including:

- Removal of ISD Data Center Legacy Chilled Water Air Conditioner
- Expansion of ISD Data Center floor space

Implementation of

- Storage Area Network(SAN) technology for Oracle database, Microsoft SQL database, and Microsoft Exchange electronic mail data storage
- Ricoh Multifunction Printer (MFP)/Secure Printing/Scanning/Copying throughout the City departments
- GWP Meter Reading Computing Environment, Data Storage & Network Infrastructure\

CITY OF GLENDALE INFORMATION SERVICES

- Four surveillance cameras to monitor debris flow as a result of the Station Fire burn
- Adult Recreation Center Voice & Data Network Services
- Telephone Automatic Call Distribution (ACD)
- Telephone Private Branch Exchange (PBX) System Replacement (GWP Yard)
- Telephone PBX System Physical Interface Module (PIM) Addition (Perkins Bldg)
- Centrex to Primary Rate Interface (PRI) Phone Service Migration (MSB, Police, VJC sites)
- Voice over IP (VoIP) Phone Service Implementation (GWP UOC Trailers, Montrose Library, Grandview Library, Brand Library & Community Services & Parks)
- Going Green eBenefits Computer Kiosks & Printers

Replacement of

- ISD Data Center Uninterruptible Power Supply
- PC's (PW Integrated Waste Management, PW Streets Maintenance, PW Traffic & Transportation, PW Facilities Maintenance, Glendale Redevelopment & Housing, GWP Customer Service, GWP Admin, GWP Power Management Engineering, Information Services, Management Services, Neighborhood Services, VFCC, VJC)
- AutoCAD Workstations (GWP Electrical Services, PW Engineering Design)
- Notebooks (GWP Yard Electrical Metering, Employee Health Services, Information Services, PW Traffic & Transportation)
- Ruggedized Notebooks (GWP Water Engineering)
- Printers (Parks Administration, GFD Station Alerting)
- Servers (Oracle GRID/RAC, PeopleSoft, Public Works, Community Planning)
- Emergency Operations Center (EOC) network cabling to Category 6

CITY OF GLENDALE INFORMATION SERVICES

Upgrade of

- Police Computer Memory & Monitors
- City Attorney Department monitors
- Altiris Client Management to enable auto capture of City PC inventory and configurations
- Server & Software Upgrade of “WhatsUpGold” network monitoring system
- McAfee ePolicy Orchestrator for virus protection
- Network Switches (EOC, Fire Stations, Libraries)

Expansion of

- Public Wireless Internet Access Service (Fire Station 21 Community Room, Perkins Community Room, City Council Chambers)
- Network Bandwidth (Adams Square Library)

Grant Application for

- Broadband Technology Opportunities Program (BTOP)

Rebuild of

- Perkins 3rd Floor Communications Room

Wireless Communications Division

The Wireless Communications team achieved a number of significant accomplishments including: the installation of a new standards-based Project 25 compliant Master Site (or central controller) for the ICIS regional multi-agency communications system; welcomed the South Pasadena Police Department as a subscriber on the Glendale Cell of the ICIS system; replaced the radio communications system in the City’s Emergency Operations Center to ensure highly-reliable communications during disasters; replaced the City’s entire fleet of Blackberry SmartPhones with camera-enabled Blackberry’s enabling employees to communicate more effectively with photographs of situations requiring City attention; worked tirelessly in support of the Fire Department during the Station Fire Incident to ensure uninterrupted and reliable communications throughout the emergency; and

CITY OF GLENDALE INFORMATION SERVICES

completed the design and implementation of the audio and video systems in the remodeled City Council Chambers.

ORGANIZATIONAL/PROGRAM CHANGES

Budget Changes

ISD has been financially re-organized into three (3) Internal Service Funds. This greatly simplifies review of budget requests, makes ISD budget more transparent, but most importantly, establishes a mechanism whereby the City can better plan and manage its IT spending and balance costs with levels of desired services.

FUTURE OUTLOOK

ISD is working with other City departments on multiple citywide initiatives designed to improve operational efficiency and effectiveness as well as provide overall cost reductions. Major initiatives include:

Smart Grid

ISD is actively involved with GWP in the Smart Grid project, providing hardware, software and services in support of the required network as well as the servers and storage for this critical City project.

Police Area Command

ISD continues to provide support specifically in Geographic Information systems (GIS) to enable the Police management to track trends in crime by location and predict future incidents.

Document Management

ISD continues to expand the City's use of document imaging and management through its enterprise-wide FileNet system both for document capture and for integration with various City applications. In FY10-11, this will be extended to Community Planning and Library.

Smart Phone Service Request

ISD is collaborating with a firm and City departments to enable residents to report service requests via their SmartPhone (iPhone, Blackberry, etc.)

CITY OF GLENDALE INFORMATION SERVICES

Network Infrastructure

In order to improve the City's network reliability and security, ISD is acquiring network monitoring service from a Network Operations Center (NOC). This will enable ISD to identify and respond quickly to City network security breaches or component failures. As City departments increasingly rely upon the City network to perform their functions 24 hours a day, seven days a week; this level of support is necessary for the smooth operation of the City.

Surveillance Cameras

ISD is also working with the Police and Community Parks and Services Departments to place additional surveillance cameras and provide communications and storage/presentation services to the City of Glendale.

**CITY OF GLENDALE
SUMMARY OF APPROPRIATIONS
INFORMATION SERVICES DEPARTMENT**

	Actual 2008-09	Adopted 2009-10	Revised 2009-10	Adopted 2010-11
General Fund				
Administration (101-173)	562,961	512,982	512,982	-
Infrastructure Support (101-174)	1,412,756	1,438,510	1,438,510	-
Application Support (101-175)	2,347,095	2,439,703	2,439,703	-
Telephone System Support (101-176)	171,191	175,352	175,352	-
Total General Fund	\$ 4,494,003	\$ 4,566,547	\$ 4,566,547	\$ -
Other Funds				
Capital Improvement Fund (401-171)	239,340	50,000	50,000	-
ISD Infrastructure Fund				
Infrastructure Support (603-174)	-	-	-	4,669,075
Technology Equipment Replacement (603-177)	1,269,924	946,136	970,355	-
Total Infrastructure Fund	1,269,924	946,136	970,355	4,669,075
ISD Application Fund				
Application Support (604-175)	-	-	-	5,941,756
Application Software Replacement (604-177)	505,022	1,019,495	1,079,495	-
Total Applications Fund	505,022	1,019,495	1,079,495	5,941,756
Citywide Document Imaging System (606-177)	10,045	305,498	305,498	-
ISD Wireless Communication Fund				
Wireless Communication System (660-172)	1,768,550	3,357,842	3,608,842	3,669,936
Total Wireless Communication Fund	1,768,550	3,357,842	3,608,842	3,669,936
Financial System Operation (670-177)	1,139,682	1,859,919	1,859,919	-
ICIS (702-172)	202,553	132,185	240,050	-
Total Other Funds	\$ 5,135,116	\$ 7,671,075	\$ 8,114,159	\$ 14,280,767
Transfers				
ISD Application Fund (604-195)	\$ -	\$ -	\$ -	\$ 575,000
Department Grand Total	\$ 9,629,119	\$ 12,237,622	\$ 12,680,706	\$ 14,855,767

**CITY OF GLENDALE
INFORMATION SERVICES DEPARTMENT
ADMINISTRATION
101-173**

		Actual 2008-09	Adopted 2009-10	Revised 2009-10	Adopted 2010-11
SALARIES & BENEFITS					
41100	Salaries	325,947	374,880	374,880	-
41300	Hourly wages	83,143	-	-	-
41600-42500	Benefits	59,510	59,438	59,438	-
42600-42700	Retirement	38,238	43,183	43,183	-
	Total Salaries & Benefits	506,838	477,501	477,501	-
MAINTENANCE & OPERATION					
42800	Auto allowance	2,107	4,680	4,680	-
43110	Contractual services	32,160	-	-	-
44120	Repairs to office equip	15	-	-	-
44300	Telephone	1,136	3,672	3,672	-
44450	Postage	84	100	100	-
44550	Travel	-	1,415	1,415	-
44650	Training	298	7,973	7,973	-
44750	Liability	14,028	12,648	12,648	-
44800	Membership and dues	240	73	73	-
45150	Furniture & equipment	2,947	390	390	-
45250	Office supplies	1,219	3,870	3,870	-
45350	General supplies	22	-	-	-
46900	Business meetings	1,042	-	-	-
47000	Miscellaneous	825	660	660	-
	Total Maintenance & Operation	56,123	35,481	35,481	-
TOTAL		\$ 562,961	\$ 512,982	\$ 512,982	\$ -

**CITY OF GLENDALE
INFORMATION SERVICES DEPARTMENT
INFRASTRUCTURE SUPPORT
101-174**

		Actual 2008-09	Adopted 2009-10	Revised 2009-10	Adopted 2010-11
SALARIES & BENEFITS					
41100	Salaries	960,748	1,003,961	978,961	-
41200	Overtime	1,818	15,480	15,480	-
41300	Hourly wages	5,532	13,125	13,125	-
41600-42500	Benefits	174,065	186,607	186,607	-
42600-42700	Retirement	113,167	115,817	115,817	-
	Total Salaries & Benefits	1,255,330	1,334,990	1,309,990	-
MAINTENANCE & OPERATION					
42800	Auto allowance	5,433	4,000	4,000	-
43110	Contractual services	56,722	32,000	57,000	-
44120	Repairs to office equip	41,416	1,906	1,906	-
44250	Data communication	-	3,000	3,000	-
44300	Telephone	2,621	12,000	12,000	-
44351	Fleet / equip rental charge	-	300	300	-
44450	Postage	-	100	100	-
44550	Travel	-	1,537	1,537	-
44650	Training	10,103	16,500	16,500	-
44700	Computer software	1,301	-	-	-
44750	Liability	24,820	25,452	25,452	-
44800	Membership and dues	-	168	168	-
45050	Periodicals & newspapers	-	70	70	-
45100	Books	-	150	150	-
45150	Furniture & equipment	10,900	4,470	4,470	-
45250	Office supplies	1,654	500	500	-
45300	Small tools	921	120	120	-
45350	General supplies	233	-	-	-
46900	Business meetings	198	-	-	-
47000	Miscellaneous	1,104	1,247	1,247	-
	Total Maintenance & Operation	157,426	103,520	128,520	-
TOTAL		\$ 1,412,756	\$ 1,438,510	\$ 1,438,510	\$ -

**CITY OF GLENDALE
INFORMATION SERVICES DEPARTMENT
APPLICATION SUPPORT
101-175**

		Actual 2008-09	Adopted 2009-10	Revised 2009-10	Adopted 2010-11
SALARIES & BENEFITS					
41100	Salaries	1,291,855	1,417,246	1,417,246	-
41200	Overtime	2,195	2,121	2,121	-
41300	Hourly wages	59,254	26,251	26,251	-
41600-42500	Benefits	184,709	205,286	205,286	-
42600-42700	Retirement	147,276	163,930	163,930	-
	Total Salaries & Benefits	1,685,289	1,814,834	1,814,834	-
MAINTENANCE & OPERATION					
42800	Auto allowance	64	120	120	-
43110	Contractual services	429,809	441,400	441,400	-
43150	Cost allocation charge	2,500	-	-	-
44300	Telephone	4,718	8,718	8,718	-
44450	Postage	137	-	-	-
44550	Travel	9,138	1,917	1,917	-
44650	Training	6,857	8,000	8,000	-
44700	Computer software	171,365	120,700	120,700	-
44750	Liability	34,792	38,143	38,143	-
44800	Membership and dues	160	-	-	-
45100	Books	101	-	-	-
45150	Furniture & equipment	188	1,091	1,091	-
45250	Office supplies	1,439	2,500	2,500	-
45350	General supplies	85	-	-	-
46900	Business meetings	65	-	-	-
47000	Miscellaneous	389	2,280	2,280	-
	Total Maintenance & Operation	661,806	624,869	624,869	-
TOTAL		\$ 2,347,095	\$ 2,439,703	\$ 2,439,703	\$ -

**CITY OF GLENDALE
 INFORMATION SERVICES DEPARTMENT
 TELEPHONE SYSTEM SUPPORT
 101-176**

		Actual 2008-09	Adopted 2009-10	Revised 2009-10	Adopted 2010-11
SALARIES & BENEFITS					
41100	Salaries	136,004	138,924	138,924	-
41600-42500	Benefits	15,251	15,633	15,633	-
42600-42700	Retirement	15,206	16,094	16,094	-
	Total Salaries & Benefits	166,461	170,651	170,651	-
MAINTENANCE & OPERATION					
42800	Auto allowance	-	100	100	-
44300	Telephone	262	962	962	-
44750	Liability	3,225	3,639	3,639	-
45350	General supplies	1,243	-	-	-
	Total Maintenance & Operation	4,730	4,701	4,701	-
TOTAL		\$ 171,191	\$ 175,352	\$ 175,352	\$ -

**CITY OF GLENDALE
INFORMATION SERVICES DEPARTMENT
CAPITAL IMPROVEMENT FUND
401-171**

		Actual 2008-09	Adopted 2009-10	Revised 2009-10	Adopted 2010-11
MAINTENANCE & OPERATION					
43150	Cost allocation charge	942	-	-	-
45150	Furniture & equipment	94,819	-	-	-
45170	Computer hardware	103	-	-	-
	Total Maintenance & Operation	95,864	-	-	-
CAPITAL OUTLAY					
51000	Capital outlay	8,245	-	-	-
	Total Capital Outlay	8,245	-	-	-
CAPITAL PROJECTS					
51200	Other improvements	18,288	-	-	-
51250	Equipment	116,944	50,000	50,000	-
	Total Capital Projects	135,231	50,000	50,000	-
TOTAL		\$ 239,340	\$ 50,000	\$ 50,000	\$ -

**CITY OF GLENDALE
INFORMATION SERVICES DEPARTMENT
ISD INFRASTRUCTURE FUND-INFRASTRUCTURE SUPPORT
603-174**

		Actual 2008-09	Adopted 2009-10	Revised 2009-10	Adopted 2010-11
SALARIES & BENEFITS					
41100	Salaries	-	-	-	1,574,181
41200	Overtime	-	-	-	45,000
41300	Hourly wages	-	-	-	208,355
41600-42500	Benefits	-	-	-	303,015
42600-42700	Retirement	-	-	-	233,131
	Total Salaries & Benefits	-	-	-	2,363,682
MAINTENANCE & OPERATION					
42800	Auto allowance	-	-	-	6,500
43110	Contractual services	-	-	-	650,000
43111	Construction services	-	-	-	150,000
43150	Cost allocation charge	-	-	-	103,135
44100	Repairs to equipment	-	-	-	15,000
44250	Data communication	-	-	-	3,030
44300	Telephone	-	-	-	696,000
44301	Cell phone	-	-	-	6,110
44350	Vehicle maintenance	-	-	-	3,500
44351	Fleet / equip rental charge	-	-	-	300
44450	Postage	-	-	-	250
44650	Training	-	-	-	16,500
44700	Computer software	-	-	-	50,000
44750	Liability	-	-	-	45,688
44751	Insurance/surety bond premium	-	-	-	3,142
45100	Books	-	-	-	2,502
45150	Furniture & equipment	-	-	-	95,799
45170	Computer hardware	-	-	-	448,900
45250	Office supplies	-	-	-	2,300
45300	Small tools	-	-	-	5,000
45350	General supplies	-	-	-	400
47000	Miscellaneous	-	-	-	1,337
	Total Maintenance & Operation	-	-	-	2,305,393
TOTAL		\$ -	\$ -	\$ -	\$ 4,669,075

**CITY OF GLENDALE
INFORMATION SERVICES DEPARTMENT
ISD INFRASTRUCTURE FUND-TECHNOLOGY EQUIPMENT REPLACEMENT
603-177**

		Actual 2008-09	Adopted 2009-10	Revised 2009-10	Adopted 2010-11
MAINTENANCE & OPERATION					
43110	Contractual services	605	-	-	-
43150	Cost allocation charge	-	20,136	20,136	-
44100	Repairs to equipment	2,445	-	-	-
44120	Repairs to office equip	2,437	-	-	-
44250	Data communication	20,428	-	-	-
44300	Telephone	320,765	-	-	-
44700	Computer software	71,296	-	-	-
45150	Furniture & equipment	275,983	926,000	950,219	-
45170	Computer hardware	546,857	-	-	-
45250	Office supplies	847	-	-	-
45300	Small tools	1,842	-	-	-
45350	General supplies	26,420	-	-	-
	Total Maintenance & Operation	1,269,924	946,136	970,355	-
TOTAL		\$ 1,269,924	\$ 946,136	\$ 970,355	\$ -

**CITY OF GLENDALE
INFORMATION SERVICES DEPARTMENT
ISD APPLICATION FUND-APPLICATION SUPPORT
604-175**

		Actual 2008-09	Adopted 2009-10	Revised 2009-10	Adopted 2010-11
SALARIES & BENEFITS					
41100	Salaries	-	-	-	1,688,221
41200	Overtime	-	-	-	122,536
41300	Hourly wages	-	-	-	959,783
41600-42500	Benefits	-	-	-	267,519
42600-42700	Retirement	-	-	-	309,075
	Total Salaries & Benefits	-	-	-	3,347,134
MAINTENANCE & OPERATION					
42800	Auto allowance	-	-	-	1,680
43110	Contractual services	-	-	-	1,413,819
43150	Cost allocation charge	-	-	-	122,190
44300	Telephone	-	-	-	9,942
44450	Postage	-	-	-	33
44550	Travel	-	-	-	17,389
44650	Training	-	-	-	85,658
44700	Computer software	-	-	-	646,290
44750	Liability	-	-	-	66,200
44751	Insurance/surety bond premium	-	-	-	6,615
44800	Membership and dues	-	-	-	24
45150	Furniture & equipment	-	-	-	1,131
45170	Computer hardware	-	-	-	220,000
45250	Office supplies	-	-	-	1,290
45450	Printing and graphics	-	-	-	500
47000	Miscellaneous	-	-	-	1,861
	Total Maintenance & Operation	-	-	-	2,594,622
TOTAL		\$ -	\$ -	\$ -	\$ 5,941,756

**CITY OF GLENDALE
INFORMATION SERVICES DEPARTMENT
ISD APPLICATION FUND-APPLICATION SOFTWARE REPLACEMENT
604-177**

		Actual 2008-09	Adopted 2009-10	Revised 2009-10	Adopted 2010-11
SALARIES & BENEFITS					
41300	Hourly wages	445	120,000	120,000	-
41600-42500	Benefits	11	-	-	-
	Total Salaries & Benefits	456	120,000	120,000	-
MAINTENANCE & OPERATION					
43110	Contractual services	255,807	555,000	615,000	-
43150	Cost allocation charge	-	11,495	11,495	-
44700	Computer software	251,501	233,000	233,000	-
44750	Liability	9	-	-	-
45150	Furniture & equipment	5,722	-	-	-
45170	Computer hardware	(8,473)	100,000	100,000	-
	Total Maintenance & Operation	504,565	899,495	959,495	-
TOTAL DEPARTMENT		\$ 505,022	\$ 1,019,495	\$ 1,079,495	\$ -

CITY OF GLENDALE
INFORMATION SERVICES DEPARTMENT
ISD APPLICATION FUND-TRANSFER TO OTHER FUNDS
604-195

		Actual 2008-09	Adopted 2009-10	Revised 2009-10	Adopted 2010-11
<hr/>					
TRANSFERS					
48010	Transfer-General Fund	-	-	-	575,000
	Total Transfers	-	-	-	575,000
		<hr/>			
	TOTAL	\$ -	\$ -	\$ -	\$ 575,000
		<hr/> <hr/>			

**CITY OF GLENDALE
INFORMATION SERVICES DEPARTMENT
CITYWIDE DOCUMENT IMAGING SYSTEM FUND
606-177**

		Actual 2008-09	Adopted 2009-10	Revised 2009-10	Adopted 2010-11
SALARIES & BENEFITS					
41300	Hourly wages	9,608	108,000	108,000	-
41600-42500	Benefits	245	-	-	-
	Total Salaries & Benefits	9,853	108,000	108,000	-
MAINTENANCE & OPERATION					
43110	Contractual services	-	56,000	56,000	-
43150	Cost allocation charge	-	1,498	1,498	-
44550	Travel	-	5,000	5,000	-
44650	Training	-	15,000	15,000	-
44700	Computer software	-	60,000	60,000	-
44750	Liability	192	-	-	-
45170	Computer hardware	-	60,000	60,000	-
	Total Maintenance & Operation	192	197,498	197,498	-
TOTAL		\$ 10,045	\$ 305,498	\$ 305,498	\$ -

**CITY OF GLENDALE
INFORMATION SERVICES DEPARTMENT
ISD WIRELESS COMMUNICATION SYSTEM FUND
660-172**

		Actual 2008-09	Adopted 2009-10	Revised 2009-10	Adopted 2010-11
SALARIES & BENEFITS					
41100	Salaries	576,422	586,170	586,170	824,784
41200	Overtime	27,689	39,027	39,027	13,801
41300	Hourly wages	59,382	-	-	-
41600-42500	Benefits	108,666	109,669	109,669	154,743
42600-42700	Retirement	71,279	67,521	67,521	92,168
	Total Salaries & Benefits	843,438	802,387	802,387	1,085,496
MAINTENANCE & OPERATION					
42800	Auto allowance	117	200	200	4,060
42900	Uniform allowance	2,502	3,600	3,600	5,109
43050	Repairs-bldgs & grounds	2,327	5,000	5,000	2,500
43060	Utilities	45,988	40,000	40,000	15,000
43080	Rent	29,238	26,242	26,242	27,554
43090	Equipment usage	116	-	-	-
43110	Contractual services	326,148	344,772	344,772	440,000
43150	Cost allocation charge	38,964	189,770	189,770	83,741
44250	Data communication	272,367	320,598	320,598	15,000
44251	Wireless data communication	-	-	-	119,105
44300	Telephone	43,035	20,000	20,000	5,000
44301	Cell phone	-	-	-	232,077
44350	Vehicle maintenance	1,057	-	-	-
44351	Fleet / equip rental charge	-	3,500	3,500	3,500
44400	Janitorial services	5,158	-	-	6,210
44450	Postage	4,248	4,000	4,000	4,140
44550	Travel	-	900	900	-
44650	Training	-	288	288	12,000
44700	Computer software	7,545	7,500	7,500	7,500
44750	Liability	16,372	12,896	12,896	20,620
44751	Insurance/surety bond premium	-	-	-	3,981
44760	Regulatory	3,704	5,000	5,000	5,000
44800	Membership and dues	698	700	700	700
45050	Periodicals & newspapers	-	160	160	160
45100	Books	29	500	500	500
45150	Furniture & equipment	25,031	1,538,329	1,275,329	834,600
45170	Computer hardware	6,739	6,000	6,000	12,000
45250	Office supplies	1,380	2,100	2,100	2,100
45300	Small tools	4,097	2,500	2,500	2,500
45350	General supplies	755	1,000	1,000	270,840
45400	Reports & publications	-	600	600	600
45450	Printing and graphics	45	1,000	1,000	-
45503	Fuel - gasoline	780	-	-	1,000
46000	Depreciation	17,259	17,000	17,000	43,000
46900	Business meetings	129	300	300	-
47000	Miscellaneous	5,624	1,000	1,000	4,343
47010	Discount earned & lost	(727)	-	-	-
	Total Maintenance & Operation	860,725	2,555,455	2,292,455	2,184,440
CAPITAL OUTLAY					
51000	Capital outlay	112,387	-	514,000	400,000
	Total Capital Outlay	112,387	-	514,000	400,000

**CITY OF GLENDALE
 INFORMATION SERVICES DEPARTMENT
 ISD WIRELESS COMMUNICATION SYSTEM FUND
 660-172**

		Actual 2008-09	Adopted 2009-10	Revised 2009-10	Adopted 2010-11
<hr/>					
CAPITAL PROJECTS					
59999	Asset capitalization	(48,000)	-	-	-
	Total Capital Projects	(48,000)	-	-	-
TOTAL		\$ 1,768,550	\$ 3,357,842	\$ 3,608,842	\$ 3,669,936

**CITY OF GLENDALE
INFORMATION SERVICES DEPARTMENT
FINANCIAL SYSTEM OPERATION FUND
670-177**

		Actual 2008-09	Adopted 2009-10	Revised 2009-10	Adopted 2010-11
SALARIES & BENEFITS					
41200	Overtime	-	5,000	5,000	-
41300	Hourly wages	665,682	650,000	650,000	-
41600-42500	Benefits	17,109	14,884	14,884	-
42600-42700	Retirement	64,417	46,500	46,500	-
	Total Salaries & Benefits	747,209	716,384	716,384	-
MAINTENANCE & OPERATION					
43110	Contractual services	350,158	750,000	750,000	-
43150	Cost allocation charge	-	22,935	22,935	-
44550	Travel	-	10,000	10,000	-
44650	Training	1,575	60,000	60,000	-
44700	Computer software	25,504	210,000	210,000	-
44750	Liability	14,323	10,000	10,000	-
45170	Computer hardware	726	80,000	80,000	-
45450	Printing and graphics	-	500	500	-
47000	Miscellaneous	187	100	100	-
	Total Maintenance & Operation	392,473	1,143,535	1,143,535	-
TOTAL		\$ 1,139,682	\$ 1,859,919	\$ 1,859,919	\$ -

**CITY OF GLENDALE
ICIS
702-172**

		Actual 2008-09	Adopted 2009-10	Revised 2009-10	Adopted 2010-11
SALARIES & BENEFITS					
41100	Salaries	50,000	-	-	-
	Total Salaries & Benefits	50,000	-	-	-
MAINTENANCE & OPERATION					
43110	Contractual services	144,168	84,000	189,000	-
44250	Data communication	-	39,285	10,000	-
44300	Telephone	347	-	350	-
44550	Travel	1,532	-	6,000	-
44750	Liability	3,748	6,000	-	-
45450	Printing and graphics	336	400	2,000	-
46000	Depreciation	-	-	30,200	-
47000	Miscellaneous	2,422	2,500	2,500	-
	Total Maintenance & Operation	152,553	132,185	240,050	-
TOTAL DEPARTMENT		\$ 202,553	\$ 132,185	\$ 240,050	\$ -

INFORMATION SERVICES
Personnel Classification Detail

Classification	Actual 2008-09	Budget 2009-10	Revised Budget 2009-10	Budget 2010-11
<u>Salaried Employees</u>				
Administrative Assistant	-	-	-	1.00
Administrative Associate	1.00	1.00	1.00	-
Assistant Director of Information Services	1.00	1.00	1.00	1.00
Director of Information Services	1.00	1.00	1.00	1.00
I.T. Applications Analyst	2.00	2.00	2.00	1.00
I.T. Applications Specialist	3.00	3.00	3.00	4.00
Information Services Administrator	3.00	3.00	3.00	3.00
Information Services Project Manager	3.00	3.00	3.00	4.00
Office Services Supervisor	1.00	1.00	1.00	-
PC Specialist	4.00	4.00	4.00	11.00
PC Specialist Supervisor	1.00	1.00	1.00	1.00
Programmer Analyst	1.00	1.00	1.00	1.00
Senior IT Applications Specialist	5.75	5.00	5.00	5.00
Senior Office Services Specialist	-	-	-	1.00
Senior Telecommunications Technician	1.00	1.00	1.00	1.00
Senior Information Application Specialist	0.25	-	-	-
Senior Network Specialist	1.00	1.00	1.00	1.00
Senior Telecommunication Specialist	1.00	1.00	1.00	1.00
Systems Analyst	2.00	2.00	2.00	2.00
Technical Staff Analyst	2.00	2.00	2.00	2.00
Technical Staff Assistant	1.00	1.00	1.00	1.00
Technical Staff Associate	2.00	2.00	2.00	2.00
Telecommunications Technician	1.00	1.00	1.00	1.00
Wireless Systems Tech/Supervisor	1.00	1.00	1.00	-
Wireless Systems Technician	4.00	4.00	4.00	4.00
Wireless Systems Technologist	-	-	-	1.00
Total Salaried Employees	<u>43.00</u>	<u>42.00</u>	<u>42.00</u>	<u>50.00</u>
<u>Hourly Employees *</u>				
City Resource Specialist		5.60	(6) 5.60	(6) 8.50
Hourly City Worker		1.20	(2) 1.20	(2) 3.50
Total Hourly Employees	-	<u>6.80</u>	<u>6.80</u>	<u>12.00</u>
Information Services Total	<u>43.00</u>	<u>48.80</u>	<u>48.80</u>	<u>62.00</u>

* Hourly Employees - Data not available prior to fiscal year 2009-10

** Indicates number of positions corresponding to the stated Full-Time Equivalence (FTE)

CITY OF GLENDALE, CA

Library

2010 – 2011

Adopted Budget

CITY OF GLENDALE LIBRARY

MISSION STATEMENT

The Glendale Public Library provides services, materials and activities to enrich life, foster literacy, inspire intellectual curiosity and stimulate the imagination.

DEPARTMENT DESCRIPTION

The Library Department contributes to Glendale's quality of life by meeting the ongoing educational and cultural needs of the community. Through its many programs and services the Library encourages adult and early childhood literacy, serves as a vital center for civic engagement, and offers a community gathering place for long time and newly arrived residents. Resources include books, online databases, downloadable books and music, compact discs, DVDs, magazines and newspapers. Programs include an author series, a community read for adults and children, book groups, film programs, story hours and summer reading programs for children, teens and adults.

The Library consists of four divisions:

Library Administration Division oversees all library operations, including budget, personnel, facilities, community relations, and revenue generating opportunities. The Division directs the development and implementation of programs and services in support of the Library's mission. It fosters communication and collaboration with other city departments as well as individuals and organizations in the community. It also provides support to the Friends of the Glendale Public Library who raise funds to benefit library programming.

Programs and Services Division consists of four sections:

- 1) Adult and Teen Services
- 2) Children's Services
- 3) Neighborhood Services
- 4) Art and Music Services

Staff assist residents and visitors of all ages in using all Library resources; respond to information and research inquiries asked in person, by telephone and via the Internet; select and maintain the Library's collections of materials in a variety of text and online formats; offer a wide variety of programming for adults, teens and children in multiple languages at all library locations; and support the Library's archives of Glendale's history.

CITY OF GLENDALE LIBRARY

Capital Projects and Facilities Division ensures that buildings are maintained and renovations of existing facilities are designed to meet community service needs. Areas of responsibility include a central library, six branch libraries, an art and music library, recital hall and gallery, and a bookmobile.

Development, Technology & Collection Services Division has four areas of focus:

- *Fundraising* opportunities are organized to support the General Fund.
- *Technical Services* handles the acquisition, processing and cataloging of new materials.
- *Library Information Technical Support* provides strategic direction on technology issues, manages Library technology infrastructure in coordination with the city-wide Information Services Department, and provides technical support to patrons and staff.
- *Circulation Services* provides borrower services at the Central Library and coordinates circulation services library-wide by overseeing the development and implementation of policies and procedures for loaning materials to the public.

RELATIONSHIP TO STRATEGIC GOALS

Education, Knowledge, & Literacy

The library department provides comprehensive life-long learning opportunities that foster a literate and educated community. Services are provided in-house and online.

Arts & Culture

The library department provides a wide variety of cultural experiences that encompass all disciplines at all facilities including the Brand Library and Art Center. Programs include gallery exhibits, displays, dance recitals, music recitals, an author's series, book talks/groups, and storytelling, craft and play programs for children. The Central Library auditorium hosts art and literary events on a rental basis.

Community Planning & Character

The library department provides ongoing educational programs and services focused on preserving Glendale's history and supporting the City's high aesthetic standards. Documents and images are available online and to the public in Central

CITY OF GLENDALE LIBRARY

Library's Special Collections Room. Programs are offered throughout the library system.

Community Services & Facilities

The library provides community services in 156,000 square feet of well maintained, barrier free facilities that are tailored to the diverse needs of the community. Many of the libraries are surrounded by green space maintained by the Community Services and Parks Department.

Diversity

The library supports a community that values, celebrates and engages the City's rich diversity by providing a wide-variety of materials, services and programs. Services include multi-lingual computer workshops for all ages and story times for children.

MAJOR ACCOMPLISHMENTS

A re-organization addressed strategic directions with four areas of focus: *administration; programs and services; capital projects and facilities; and development, technology, and collection services*. The reorganization resulted in a \$140,000 savings and provided for a more efficient operation.

Library Administration Division

- Supported the City goal to reduce costs while maintaining a high level of public service.
- Implemented a reorganization that consolidated management of sites, reduced costs, and achieved efficiencies.
- Instituted updated fines and fees and reduced outdated fees.
- Allowed filming opportunities for the first time at all library sites. Raised over \$10,000 in the first year to benefit library services.
- Hosted a dynamic author series in partnership with the Friends of the Library. Notable authors were Tom Hayden, Vincent Bugliosi, Mark Arax and Lisa See.
- A workflow audit of the Library's Technical Services section, where all newly arrived materials are processed, was completed. Recommendations will streamline processes and provide materials to the public more expeditiously.

CITY OF GLENDALE LIBRARY

- The public benefitted from self-service options for checkout, holds, and computer reservations. Updated print/copy services were also initiated.

Programs and Services Division accomplished the following:

Adult and Teen Services

- Hired an Armenian Outreach Coordinator to expand services and collections to this targeted population. Offered Armenian language computer classes; selected library materials in Armenian; presented programs by Armenian writers and scholars in English and in Armenian; and enhanced visibility of Armenian services through local and international media.
- Literacy services were reevaluated and realigned with more emphasis on English as a Second Language (ESL). Financial procedures were audited and workflows were streamlined within the literacy section.
- Scanned over 1,500 photographs depicting Glendale's history. Inventoried a collection of 1,000 items from the Glendale Historical Society.
- Conducted 188 workshops teaching computer and software (Word, Excel, Powerpoint) skills to adults in English, Armenian and Spanish.
- Conducted the third annual One Book/One Glendale community read programs for adults and children. This event attracted a large number of attendees at author events, topic related programming and book groups held in partnership with community organizations and businesses.
- Conducted the 2nd annual, teen and adult Summer Reading program.

Children's Services

- Received a State Library grant to initiate Central as a Family Place Library. Established a permanent play area in the Central Library Children's Room and added play-based programs that provide collaborative opportunities between the library, parents and their children, and child development professionals.
- Awarded \$15,000 by the State Library and the Eureka Leadership Institute which provided leadership training for three library managers, who crafted and are implementing programs addressing the needs of underserved patrons.
- Registered a record 8,100 readers for the 66th annual Summer Reading Program.

CITY OF GLENDALE LIBRARY

- Hired and trained 20 Glendale Youth Alliance (GYA) employees to provide system-wide Homework Help to children of all ages.
- Completed the third year of the One Book/One Glendale program with a story that focused on the repercussions of bullying.
- Conducted programs and story times in Armenian, Spanish, Farsi and English.

Neighborhood Services

- The Library Connection @ Adams Square celebrated its second year of service with the second highest circulation of materials at a neighborhood library. Targeted outreach to GCC's Garfield campus and developed a literacy resource collection to support ESL students at the school.
- The Pacific Park Library partnered with Edison School to provide service to low literacy children. Students created graphic novels as a means of improving their reading skills.
- The Grandview Library in partnership with Franklin Elementary School hosted their first open house to introduce students to library services. Over 250 students and parents attended on an evening that the library was closed. A Spanish language story hour was also initiated.
- The Montrose library initiated a weekly teen club and expanded self-service check-out.
- Re-evaluated mobile library services in anticipation of a new vehicle.

Art and Music Services

- Over 125,000 people enjoyed the many services at the Brand Library and Art Center.
- The Gallery presented 9 exhibitions focused on emerging Southern California artists. A highlight was the Associates of Brand's annual works on paper exhibit curated by Ruth Weisberg, esteemed Dean of the Roski School of Fine Arts at USC.
- The Recital Hall and Gallery provided the venues for monthly opera talks in partnership with the Los Angeles Opera Speakers bureau, as well as a dance and chamber music series and a rental space for local music teachers, musicians and art historians.

CITY OF GLENDALE LIBRARY

- *A Celebration of Jazz* presented seven events over two weeks including concerts, a dance performance, film screenings, and talks with musicians and artists organized around *The Performance Portraits of Bob Barry*, an exhibition of over 100 photographs of Los Angeles based, award winning photographers.

Capital Projects and Facilities Division

- The schematic design phase of the Brand Library and Art Center was completed. The plans were completed in partnership with the Public Works Department, Gruen Associates and historic preservation architects Offenhauser/Mekeel.
- Redevelopment bond funding was procured to move forward with Central Library's renovation that will enhance the City's civic presence in the downtown area and accommodate changing library service models.
- A redesign of the Casa Verdugo Neighborhood Library is in progress. Staff significantly downsized the book collection to gain space for computers and seating.
- Library and Fire staff began discussion of a collaborative renovation of the Montrose Library and Fire Station 29.
- Began a redesign of the Chevy Chase branch to accommodate a service model more responsive to local need. Approximately 16,000 outdated books were sold with proceeds benefiting library programming.

Development, Technology & Collection Services Division

- Completed the workflow audit of Technical Services.
- Enhanced self-service options at Central Library and instituted an ambassador program to promote the services.
- Initiated a floating collection between Glendale and Pasadena libraries sharing costs of a collection of audio books on CD that "float" between sites where there is the greatest demand.
- Consolidated public printing stations at all library locations.

ORGANIZATIONAL/PROGRAM/STAFFING CHANGES

The reorganization in FY2009-10 realigned responsibilities in management level positions resulting in a more effective and efficient operation.

CITY OF GLENDALE LIBRARY

The Library implements a “super-program” accounting structure in FY 2010-11 to improve efficiency and to better track and allocate library revenues and expenditures.

The elimination of the vacant Customer Service Representative position at Brand Library will require a reorganization of responsibility to meet public demand. This net decrease of one FTE met the City’s budget reduction strategy requirement.

FUTURE OUTLOOK

The ***Library Administration Division*** will continue to focus on providing leadership and vision to the library with a focus on service priorities and outstanding customer service. Improved communication between both internal and external customers will continue to be an area of emphasis, with special focus on reaching out to targeted communities including multi-lingual speakers, underserved, unemployed and those in need of improved reading and conversation skills. Administration will continue to develop marketing strategies designed to reach non-library users.

For the ***Programs and Services Division***, the Brand Library and Art Center will continue to provide art and music resources to meet the information needs of the community, offer professional gallery exhibitions that showcase Southern California artists, and present a variety of free art and music programs that enrich people’s lives. In anticipation of a major renovation, the Brand Library staff will prepare collections and the facility for the construction phase of the project due to begin mid-2011.

For the ***Capital Projects and Facilities Division***, the renovation projects will proceed with a focus on new library service models that better meet the needs of the Glendale community. All projects will be planned with energy efficiency and ADA access as design priorities.

Lastly, the ***Development, Technology & Collection Services Division*** will continue to develop fundraising strategies to supplement the General Fund budget; implement recommendations by Internal Audit related to Technical Services; plan and initiate the use of a mobile laptop program to provide computer training at all library sites; improve staff training to better serve the public; and improve access to technology applications including increased participation in social networking as a reference and marketing tool.

**CITY OF GLENDALE
SUMMARY OF APPROPRIATIONS
LIBRARY DEPARTMENT**

	Actual 2008-09	Adopted 2009-10	Revised 2009-10	Adopted 2010-11
General Fund				
Library				
Library-Administration (101-682-00000)	1,072,051	1,135,059	1,135,059	-
Administration Division (101-682-40001)	-	-	-	1,220,626
Services and Programs Division (101-682-40002)	-	-	-	2,333,792
Brand Library / Art & Music (101-682-40003)	-	-	-	561,616
Library Connection@Adams Square (101-682-40004)	-	-	-	321,249
Chevy Chase Neighborhood Library (101-682-40005)	-	-	-	28,293
Casa Verdugo Neighborhood Library (101-682-40006)	-	-	-	217,644
Grandview Neighborhood Library (101-682-40007)	-	-	-	203,545
Montrose Neighborhood Library (101-682-40008)	-	-	-	383,395
Pacific Park Neighborhood Library (101-682-40009)	-	-	-	326,043
Bookmobile Program (101-682-40010)	-	-	-	66,384
Development, Technology & Collections (101-682-40011)	-	-	-	2,662,255
Total Library	1,072,051	1,135,059	1,135,059	8,324,842
Library-Adult Services (101-683)	1,356,371	1,402,539	1,402,539	-
Library-Brand (101-684)	622,556	635,399	635,399	-
Library-Children Services (101-685)	487,228	476,310	476,310	-
Library-Literacy (101-686)	40,761	48,241	48,241	-
Library-Neighborhood Libraries (101-687)	1,937,379	1,910,300	1,910,300	-
Library Access Services (101-688)	2,548,459	2,490,952	2,490,952	-
Total General Fund	\$ 8,064,805	\$ 8,098,800	\$ 8,098,800	\$ 8,324,842
Other Funds				
Library Fund				
Library Grant/Project (275-681)	453,190	459,115	489,115	-
Donations (275-682-40012)	-	-	-	72,305
Special revenue accounts (275-682-40013)	-	-	-	137,669
Total Library Fund	453,190	459,115	489,115	209,974
Capital Improvement Fund (401-681)	501,814	2,550,000 (2)	250,000 (2)	1,750,000
Total Other Funds	\$ 955,004	\$ 3,009,115	\$ 739,115	\$ 1,959,974
Department Grand Total	\$ 9,019,809	\$ 11,107,915	\$ 8,837,915	\$ 10,284,816

Note:

- (1) Effective Fiscal Year 2010-11, Library General Fund & Library Fund will begin using superprograms accounting structure with 101-682 combo. Orgs 683, 684, 685, 686, 687 & 688 will no longer be used. Library Grants & CIP Projects continue with Org 681.
- (2) Total 2009-10 Adopted Library CIP Budget includes the \$2,300,000 funded by the 2010 GRA Bond Proceeds (Fund 247-701). The Revised 2009-10 number reflects the movement.

**CITY OF GLENDALE
LIBRARY DEPARTMENT
LIBRARY
101-682**

		Actual 2008-09	Adopted 2009-10	Revised 2009-10	Adopted 2010-11
SALARIES & BENEFITS					
41100	Salaries	438,211	547,608	547,608	4,073,064
41200	Overtime	7,132	5,831	5,831	5,831
41300	Hourly wages	38,427	29,200	29,200	962,143
41600-42500	Benefits	91,357	108,080	108,080	710,132
42600-42700	Retirement	50,456	62,782	62,782	488,769
	Total Salaries & Benefits	625,583	753,501	753,501	6,239,939
MAINTENANCE & OPERATION					
42800	Auto allowance	6,013	5,940	5,940	15,940
43060	Utilities	307,792	300,757	300,757	430,000
43070	Lease payments	-	-	-	51,082
43110	Contractual services	31,537	2,720	2,720	482,679
44100	Repairs to equipment	250	-	-	500
44120	Repairs to office equip	1,072	-	-	3,000
44200	Advertising	-	6,000	6,000	1,000
44300	Telephone	3,446	3,446	3,446	9,990
44351	Fleet / equip rental charge	-	-	-	7,802
44352	ISD service charge	-	-	-	304,353
44450	Postage	7,906	8,000	8,000	8,000
44550	Travel	1,732	-	-	-
44650	Training	-	-	-	500
44700	Computer software	-	-	-	4,000
44750	Liability	17,452	19,465	19,465	110,901
44751	Insurance/surety bond premium	-	-	-	9,390
44800	Membership and dues	-	-	-	600
45050	Periodicals & newspapers	-	-	-	185,871
45100	Books	2,203	-	-	385,295
45150	Furniture & equipment	-	-	-	6,500
45170	Computer hardware	-	-	-	5,000
45250	Office supplies	11,466	27,230	27,230	43,000
45350	General supplies	14	-	-	6,000
45450	Printing and graphics	53,352	5,000	5,000	12,000
46900	Business meetings	1,113	-	-	500
47000	Miscellaneous	1,120	3,000	3,000	1,000
	Total Maintenance & Operation	446,467	381,558	381,558	2,084,903
TOTAL		\$ 1,072,051	\$ 1,135,059	\$ 1,135,059	\$ 8,324,842

**CITY OF GLENDALE
LIBRARY DEPARTMENT
LIBRARY-ADMINISTRATION
101-682-0000**

		Actual 2008-09	Adopted 2009-10	Revised 2009-10	Adopted 2010-11
SALARIES & BENEFITS					
41100	Salaries	438,211	547,608	547,608	-
41200	Overtime	7,132	5,831	5,831	-
41300	Hourly wages	38,427	29,200	29,200	-
41600-42500	Benefits	91,357	108,080	108,080	-
42600-42700	Retirement	50,456	62,782	62,782	-
	Total Salaries & Benefits	625,583	753,501	753,501	-
MAINTENANCE & OPERATION					
42800	Auto allowance	6,013	5,940	5,940	-
43060	Utilities	307,792	300,757	300,757	-
43110	Contractual services	31,537	2,720	2,720	-
44100	Repairs to equipment	250	-	-	-
44120	Repairs to office equip	1,072	-	-	-
44200	Advertising	-	6,000	6,000	-
44300	Telephone	3,446	3,446	3,446	-
44450	Postage	7,906	8,000	8,000	-
44550	Travel	1,732	-	-	-
44750	Liability	17,452	19,465	19,465	-
45100	Books	2,203	-	-	-
45250	Office supplies	11,466	27,230	27,230	-
45350	General supplies	14	-	-	-
45450	Printing and graphics	53,352	5,000	5,000	-
46900	Business meetings	1,113	-	-	-
47000	Miscellaneous	1,120	3,000	3,000	-
	Total Maintenance & Operation	446,467	381,558	381,558	-
TOTAL		\$ 1,072,051	\$ 1,135,059	\$ 1,135,059	\$ -

**CITY OF GLENDALE
LIBRARY DEPARTMENT
ADMINISTRATION DIVISION
101-682-40001**

		Actual 2008-09	Adopted 2009-10	Revised 2009-10	Adopted 2010-11
SALARIES & BENEFITS					
41100	Salaries	-	-	-	556,740
41200	Overtime	-	-	-	5,831
41300	Hourly wages	-	-	-	78,228
41600-42500	Benefits	-	-	-	120,615
42600-42700	Retirement	-	-	-	66,000
	Total Salaries & Benefits	-	-	-	827,414
MAINTENANCE & OPERATION					
42800	Auto allowance	-	-	-	8,880
43060	Utilities	-	-	-	310,000
43110	Contractual services	-	-	-	3,400
44100	Repairs to equipment	-	-	-	500
44120	Repairs to office equip	-	-	-	3,000
44200	Advertising	-	-	-	1,000
44300	Telephone	-	-	-	2,984
44450	Postage	-	-	-	8,000
44650	Training	-	-	-	500
44750	Liability	-	-	-	14,097
44751	Insurance/surety bond premium	-	-	-	1,401
44800	Membership and dues	-	-	-	600
45150	Furniture & equipment	-	-	-	6,500
45250	Office supplies	-	-	-	12,850
45350	General supplies	-	-	-	6,000
45450	Printing and graphics	-	-	-	12,000
46900	Business meetings	-	-	-	500
47000	Miscellaneous	-	-	-	1,000
	Total Maintenance & Operation	-	-	-	393,212
TOTAL		\$ -	\$ -	\$ -	\$ 1,220,626

**CITY OF GLENDALE
LIBRARY DEPARTMENT
SERVICES AND PROGRAMS DIVISION
101-682-40002**

		Actual 2008-09	Adopted 2009-10	Revised 2009-10	Adopted 2010-11
SALARIES & BENEFITS					
41100	Salaries	-	-	-	1,306,310
41300	Hourly wages	-	-	-	179,760
41600-42500	Benefits	-	-	-	238,768
42600-42700	Retirement	-	-	-	155,200
	Total Salaries & Benefits	-	-	-	1,880,038
MAINTENANCE & OPERATION					
42800	Auto allowance	-	-	-	3,100
43110	Contractual services	-	-	-	8,579
44300	Telephone	-	-	-	2,955
44750	Liability	-	-	-	32,693
44751	Insurance/surety bond premium	-	-	-	4,426
45050	Periodicals & newspapers	-	-	-	185,871
45100	Books	-	-	-	213,280
45250	Office supplies	-	-	-	2,850
	Total Maintenance & Operation	-	-	-	453,754
TOTAL		\$ -	\$ -	\$ -	\$ 2,333,792

**CITY OF GLENDALE
LIBRARY DEPARTMENT
BRAND LIBRARY / ART & MUSIC
101-682-40003**

		Actual 2008-09	Adopted 2009-10	Revised 2009-10	Adopted 2010-11
SALARIES & BENEFITS					
41100	Salaries	-	-	-	292,311
41300	Hourly wages	-	-	-	76,071
41600-42500	Benefits	-	-	-	39,230
42600-42700	Retirement	-	-	-	35,253
	Total Salaries & Benefits	-	-	-	442,865
MAINTENANCE & OPERATION					
42800	Auto allowance	-	-	-	200
43060	Utilities	-	-	-	56,000
43110	Contractual services	-	-	-	400
44300	Telephone	-	-	-	800
44750	Liability	-	-	-	8,104
44751	Insurance/surety bond premium	-	-	-	732
45100	Books	-	-	-	48,115
45250	Office supplies	-	-	-	4,400
	Total Maintenance & Operation	-	-	-	118,751
TOTAL		\$ -	\$ -	\$ -	\$ 561,616

**CITY OF GLENDALE
LIBRARY DEPARTMENT
LIBRARY CONNECTION@ADAMS SQUARE
101-682-40004**

		Actual 2008-09	Adopted 2009-10	Revised 2009-10	Adopted 2010-11
SALARIES & BENEFITS					
41100	Salaries	-	-	-	135,609
41300	Hourly wages	-	-	-	54,661
41600-42500	Benefits	-	-	-	16,522
42600-42700	Retirement	-	-	-	16,399
	Total Salaries & Benefits	-	-	-	223,191
MAINTENANCE & OPERATION					
43060	Utilities	-	-	-	7,000
43070	Lease payments	-	-	-	51,082
43110	Contractual services	-	-	-	9,240
44300	Telephone	-	-	-	150
44750	Liability	-	-	-	4,186
45100	Books	-	-	-	25,500
45250	Office supplies	-	-	-	900
	Total Maintenance & Operation	-	-	-	98,058
TOTAL		\$ -	\$ -	\$ -	\$ 321,249

**CITY OF GLENDALE
LIBRARY DEPARTMENT
CHEVY CHASE NEIGHBORHOOD LIBRARY
101-682-4005**

		Actual 2008-09	Adopted 2009-10	Revised 2009-10	Adopted 2010-11
SALARIES & BENEFITS					
41300	Hourly wages	-	-	-	19,632
41600-42500	Benefits	-	-	-	535
42600-42700	Retirement	-	-	-	444
	Total Salaries & Benefits	-	-	-	20,611
MAINTENANCE & OPERATION					
43060	Utilities	-	-	-	3,000
44300	Telephone	-	-	-	100
44750	Liability	-	-	-	432
45100	Books	-	-	-	4,000
45250	Office supplies	-	-	-	150
	Total Maintenance & Operation	-	-	-	7,682
TOTAL		\$ -	\$ -	\$ -	\$ 28,293

CITY OF GLENDALE
LIBRARY DEPARTMENT
CASA VERDUGO NEIGHBORHOOD LIBRARY
101-682-4006

		Actual 2008-09	Adopted 2009-10	Revised 2009-10	Adopted 2010-11
SALARIES & BENEFITS					
41100	Salaries	-	-	-	118,920
41300	Hourly wages	-	-	-	34,866
41600-42500	Benefits	-	-	-	17,249
42600-42700	Retirement	-	-	-	14,526
	Total Salaries & Benefits	-	-	-	185,561
MAINTENANCE & OPERATION					
42800	Auto allowance	-	-	-	200
43060	Utilities	-	-	-	10,000
44300	Telephone	-	-	-	100
44750	Liability	-	-	-	3,383
45100	Books	-	-	-	17,500
45250	Office supplies	-	-	-	900
	Total Maintenance & Operation	-	-	-	32,083
TOTAL		\$ -	\$ -	\$ -	\$ 217,644

**CITY OF GLENDALE
LIBRARY DEPARTMENT
GRANDVIEW NEIGHBORHOOD LIBRARY
101-682-4007**

		Actual 2008-09	Adopted 2009-10	Revised 2009-10	Adopted 2010-11
SALARIES & BENEFITS					
41100	Salaries	-	-	-	116,976
41300	Hourly wages	-	-	-	35,150
41600-42500	Benefits	-	-	-	10,227
42600-42700	Retirement	-	-	-	14,085
	Total Salaries & Benefits	-	-	-	176,438
MAINTENANCE & OPERATION					
42800	Auto allowance	-	-	-	160
43060	Utilities	-	-	-	5,000
44300	Telephone	-	-	-	100
44750	Liability	-	-	-	3,347
45100	Books	-	-	-	17,600
45250	Office supplies	-	-	-	900
	Total Maintenance & Operation	-	-	-	27,107
TOTAL		\$ -	\$ -	\$ -	\$ 203,545

**CITY OF GLENDALE
LIBRARY DEPARTMENT
MONTROSE NEIGHBORHOOD LIBRARY
101-682-4008**

		Actual 2008-09	Adopted 2009-10	Revised 2009-10	Adopted 2010-11
SALARIES & BENEFITS					
41100	Salaries	-	-	-	211,571
41300	Hourly wages	-	-	-	50,195
41600-42500	Benefits	-	-	-	40,672
42600-42700	Retirement	-	-	-	25,198
	Total Salaries & Benefits	-	-	-	327,636
MAINTENANCE & OPERATION					
42800	Auto allowance	-	-	-	300
43060	Utilities	-	-	-	19,000
43110	Contractual services	-	-	-	400
44300	Telephone	-	-	-	100
44750	Liability	-	-	-	5,759
45100	Books	-	-	-	29,300
45250	Office supplies	-	-	-	900
	Total Maintenance & Operation	-	-	-	55,759
TOTAL		\$ -	\$ -	\$ -	\$ 383,395

**CITY OF GLENDALE
LIBRARY DEPARTMENT
PACIFIC PARK NEIGHBORHOOD LIBRARY
101-682-4009**

		Actual 2008-09	Adopted 2009-10	Revised 2009-10	Adopted 2010-11
SALARIES & BENEFITS					
41100	Salaries	-	-	-	182,154
41300	Hourly wages	-	-	-	42,275
41600-42500	Benefits	-	-	-	27,546
42600-42700	Retirement	-	-	-	21,671
	Total Salaries & Benefits	-	-	-	273,646
MAINTENANCE & OPERATION					
42800	Auto allowance	-	-	-	100
43060	Utilities	-	-	-	20,000
43110	Contractual services	-	-	-	360
44300	Telephone	-	-	-	100
44750	Liability	-	-	-	4,937
45100	Books	-	-	-	26,000
45250	Office supplies	-	-	-	900
	Total Maintenance & Operation	-	-	-	52,397
TOTAL		\$ -	\$ -	\$ -	\$ 326,043

**CITY OF GLENDALE
LIBRARY DEPARTMENT
BOOKMOBILE PROGRAM
101-682-40010**

		Actual 2008-09	Adopted 2009-10	Revised 2009-10	Adopted 2010-11
SALARIES & BENEFITS					
41100	Salaries	-	-	-	28,277
41300	Hourly wages	-	-	-	17,575
41600-42500	Benefits	-	-	-	6,949
42600-42700	Retirement	-	-	-	3,572
	Total Salaries & Benefits	-	-	-	56,373
MAINTENANCE & OPERATION					
44300	Telephone	-	-	-	100
44351	Fleet / equip rental charge	-	-	-	4,802
44750	Liability	-	-	-	1,009
45100	Books	-	-	-	4,000
45250	Office supplies	-	-	-	100
	Total Maintenance & Operation	-	-	-	10,011
TOTAL		\$ -	\$ -	\$ -	\$ 66,384

**CITY OF GLENDALE
LIBRARY DEPARTMENT
DEVELOPMENT, TECHNOLOGY & COLLECTION SERVICES (DTCS)
101-682-40011**

		Actual 2008-09	Adopted 2009-10	Revised 2009-10	Adopted 2010-11
SALARIES & BENEFITS					
41100	Salaries	-	-	-	1,124,196
41300	Hourly wages	-	-	-	373,730
41600-42500	Benefits	-	-	-	191,819
42600-42700	Retirement	-	-	-	136,421
	Total Salaries & Benefits	-	-	-	1,826,166
MAINTENANCE & OPERATION					
42800	Auto allowance	-	-	-	3,000
43110	Contractual services	-	-	-	460,300
44300	Telephone	-	-	-	2,501
44351	Fleet / equip rental charge	-	-	-	3,000
44352	ISD service charge	-	-	-	304,353
44700	Computer software	-	-	-	4,000
44750	Liability	-	-	-	32,954
44751	Insurance/surety bond premium	-	-	-	2,831
45170	Computer hardware	-	-	-	5,000
45250	Office supplies	-	-	-	18,150
	Total Maintenance & Operation	-	-	-	836,089
TOTAL		\$ -	\$ -	\$ -	\$ 2,662,255

**CITY OF GLENDALE
LIBRARY DEPARTMENT
LIBRARY-ADULT SERVICES
101-683**

		Actual 2008-09	Adopted 2009-10	Revised 2009-10	Adopted 2010-11
SALARIES & BENEFITS					
41100	Salaries	664,318	712,545	712,545	-
41300	Hourly wages	148,929	135,293	135,293	-
41600-42500	Benefits	120,477	132,067	132,067	-
42600-42700	Retirement	86,150	83,561	83,561	-
	Total Salaries & Benefits	1,019,874	1,063,466	1,063,466	-
MAINTENANCE & OPERATION					
42800	Auto allowance	24	100	100	-
43110	Contractual services	9,519	12,369	12,369	-
44300	Telephone	1,500	1,500	1,500	-
44450	Postage	7	-	-	-
44650	Training	299	-	-	-
44750	Liability	18,838	20,778	20,778	-
45050	Periodicals & newspapers	128,113	148,730	148,730	-
45100	Books	176,919	154,726	154,726	-
45250	Office supplies	1,191	870	870	-
46900	Business meetings	88	-	-	-
	Total Maintenance & Operation	336,498	339,073	339,073	-
TOTAL		\$ 1,356,371	\$ 1,402,539	\$ 1,402,539	\$ -

**CITY OF GLENDALE
LIBRARY DEPARTMENT
LIBRARY-BRAND
101-684**

		Actual 2008-09	Adopted 2009-10	Revised 2009-10	Adopted 2010-11
SALARIES & BENEFITS					
41100	Salaries	331,923	336,350	336,350	-
41300	Hourly wages	85,440	80,075	80,075	-
41600-42500	Benefits	38,882	38,172	38,172	-
42600-42700	Retirement	40,951	39,786	39,786	-
	Total Salaries & Benefits	497,197	494,383	494,383	-
MAINTENANCE & OPERATION					
42800	Auto allowance	184	400	400	-
43060	Utilities	56,913	50,940	50,940	-
43110	Contractual services	2,320	720	720	-
44300	Telephone	800	800	800	-
44450	Postage	583	-	-	-
44750	Liability	9,006	10,202	10,202	-
45050	Periodicals & newspapers	6,954	22,214	22,214	-
45100	Books	37,288	48,190	48,190	-
45150	Furniture & equipment	3,398	-	-	-
45250	Office supplies	5,675	7,550	7,550	-
45450	Printing and graphics	2,220	-	-	-
47000	Miscellaneous	18	-	-	-
	Total Maintenance & Operation	125,359	141,016	141,016	-
TOTAL		\$ 622,556	\$ 635,399	\$ 635,399	\$ -

**CITY OF GLENDALE
LIBRARY DEPARTMENT
LIBRARY-CHILDREN SERVICES
101-685**

		Actual 2008-09	Adopted 2009-10	Revised 2009-10	Adopted 2010-11
SALARIES & BENEFITS					
41100	Salaries	296,361	350,571	350,571	-
41200	Overtime	564	-	-	-
41300	Hourly wages	63,920	50,613	50,613	-
41600-42500	Benefits	38,493	51,401	51,401	-
42600-42700	Retirement	36,749	40,402	40,402	-
42799	Salary charges out	-	(61,537)	(61,537)	-
	Total Salaries & Benefits	436,086	431,450	431,450	-
MAINTENANCE & OPERATION					
44300	Telephone	700	700	700	-
44750	Liability	8,794	9,525	9,525	-
45050	Periodicals & newspapers	-	856	856	-
45100	Books	40,897	33,051	33,051	-
45250	Office supplies	751	728	728	-
	Total Maintenance & Operation	51,141	44,860	44,860	-
TOTAL		\$ 487,228	\$ 476,310	\$ 476,310	\$ -

**CITY OF GLENDALE
LIBRARY DEPARTMENT
LIBRARY-LITERACY
101-686**

		Actual 2008-09	Adopted 2009-10	Revised 2009-10	Adopted 2010-11
SALARIES & BENEFITS					
41100	Salaries	36,339	27,529	27,529	-
41300	Hourly wages	(9,448)	9,247	9,247	-
41600-42500	Benefits	6,163	4,504	4,504	-
42600-42700	Retirement	5,254	3,291	3,291	-
	Total Salaries & Benefits	38,307	44,571	44,571	-
MAINTENANCE & OPERATION					
42800	Auto allowance	26	-	-	-
44300	Telephone	500	500	500	-
44750	Liability	1,434	1,044	1,044	-
45100	Books	-	1,817	1,817	-
45250	Office supplies	494	309	309	-
	Total Maintenance & Operation	2,455	3,670	3,670	-
TOTAL		\$ 40,761	\$ 48,241	\$ 48,241	\$ -

**CITY OF GLENDALE
LIBRARY DEPARTMENT
LIBRARY-NEIGHBORHOOD LIBRARIES
101-687**

		Actual 2008-09	Adopted 2009-10	Revised 2009-10	Adopted 2010-11
SALARIES & BENEFITS					
41100	Salaries	1,068,884	1,080,531	1,080,531	-
41200	Overtime	462	-	-	-
41300	Hourly wages	267,758	286,615	286,615	-
41600-42500	Benefits	163,596	162,362	162,362	-
42600-42700	Retirement	135,475	126,897	126,897	-
42799	Salary charges out	-	(52,769)	(52,769)	-
	Total Salaries & Benefits	1,636,175	1,603,636	1,603,636	-
MAINTENANCE & OPERATION					
42800	Auto allowance	3,627	4,000	4,000	-
43060	Utilities	68,439	62,476	62,476	-
43080	Rent	48,620	47,337	47,337	-
43110	Contractual services	-	14,140	14,140	-
44300	Telephone	800	900	900	-
44350	Vehicle maintenance	1,330	-	-	-
44351	Fleet / equip rental charge	-	7,802	7,802	-
44650	Training	18	-	-	-
44750	Liability	30,111	33,759	33,759	-
45050	Periodicals & newspapers	3,684	14,071	14,071	-
45100	Books	105,736	115,144	115,144	-
45250	Office supplies	4,356	7,035	7,035	-
45350	General supplies	116	-	-	-
45503	Fuel - gasoline	3,329	-	-	-
46000	Depreciation	30,338	-	-	-
46900	Business meetings	700	-	-	-
47010	Discount earned & lost	(0)	-	-	-
	Total Maintenance & Operation	301,204	306,664	306,664	-
TOTAL		\$ 1,937,379	\$ 1,910,300	\$ 1,910,300	\$ -

**CITY OF GLENDALE
LIBRARY DEPARTMENT
LIBRARY ACCESS SERVICES
101-688**

		Actual 2008-09	Adopted 2009-10	Revised 2009-10	Adopted 2010-11
SALARIES & BENEFITS					
41100	Salaries	1,149,662	1,172,936	1,172,936	-
41200	Overtime	7,868	-	-	-
41300	Hourly wages	391,814	371,100	371,100	-
41600-42500	Benefits	202,509	201,294	201,294	-
42600-42700	Retirement	168,118	138,509	138,509	-
	Total Salaries & Benefits	1,919,971	1,883,839	1,883,839	-
MAINTENANCE & OPERATION					
42800	Auto allowance	3,012	3,000	3,000	-
43110	Contractual services	466,491	468,212	468,212	-
44120	Repairs to office equip	200	3,000	3,000	-
44300	Telephone	2,144	2,144	2,144	-
44450	Postage	16	-	-	-
44700	Computer software	6,297	7,000	7,000	-
44750	Liability	34,610	38,132	38,132	-
44800	Membership and dues	360	-	-	-
45050	Periodicals & newspapers	5,789	-	-	-
45100	Books	23,466	-	-	-
45170	Computer hardware	3,447	23,485	23,485	-
45250	Office supplies	24,443	25,087	25,087	-
45350	General supplies	-	6,262	6,262	-
	Total Maintenance & Operation	570,274	576,322	576,322	-
CAPITAL OUTLAY					
51000	Capital outlay	58,214	30,791	30,791	-
	Total Capital Outlay	58,214	30,791	30,791	-
TOTAL		\$ 2,548,459	\$ 2,490,952	\$ 2,490,952	\$ -

**CITY OF GLENDALE
LIBRARY DEPARTMENT
LIBRARY FUND-GRANT/PROJECT
275-681**

		Actual 2008-09	Adopted 2009-10	Revised 2009-10	Adopted 2010-11
SALARIES & BENEFITS					
41100	Salaries	13,780	13,559	13,559	-
41200	Overtime	331	-	-	-
41300	Hourly wages	124,432	165,539	169,406	-
41600-42500	Benefits	6,664	2,065	2,065	-
42600-42700	Retirement	4,578	3,587	3,587	-
	Total Salaries & Benefits	149,785	184,750	188,617	-
MAINTENANCE & OPERATION					
42800	Auto allowance	85	100	100	-
43080	Rent	19	2,820	2,820	-
43110	Contractual services	32,113	55,920	56,935	-
43150	Cost allocation charge	-	31,985	31,985	-
44100	Repairs to equipment	3,038	-	-	-
44120	Repairs to office equip	150	1,000	1,000	-
44450	Postage	61	50	820	-
44550	Travel	1,955	6,000	6,000	-
44650	Training	1,252	6,000	6,000	-
44700	Computer software	-	1,000	4,400	-
44750	Liability	2,975	4,009	4,009	-
44800	Membership and dues	614	500	500	-
45050	Periodicals & newspapers	79,377	20,000	20,000	-
45100	Books	133,076	111,481	117,431	-
45150	Furniture & equipment	1,948	1,000	1,400	-
45170	Computer hardware	-	1,000	1,000	-
45250	Office supplies	25,527	18,000	18,400	-
45350	General supplies	7,679	1,500	15,250	-
45450	Printing and graphics	9,217	6,000	6,448	-
46900	Business meetings	1,711	1,000	1,000	-
47000	Miscellaneous	2,609	5,000	5,000	-
	Total Maintenance & Operation	303,405	274,365	300,498	-
TOTAL		\$ 453,190	\$ 459,115	\$ 489,115	\$ -

**CITY OF GLENDALE
LIBRARY DEPARTMENT
LIBRARY FUND-PROGRAMS
275-682**

		Actual 2008-09	Adopted 2009-10	Revised 2009-10	Adopted 2010-11
SALARIES & BENEFITS					
41200	Overtime	-	-	-	500
41300	Hourly wages	-	-	-	45,868
41600-42500	Benefits	-	-	-	1,232
42600-42700	Retirement	-	-	-	597
	Total Salaries & Benefits	-	-	-	48,197
MAINTENANCE & OPERATION					
42800	Auto allowance	-	-	-	200
43110	Contractual services	-	-	-	35,500
43150	Cost allocation charge	-	-	-	30,447
44100	Repairs to equipment	-	-	-	500
44120	Repairs to office equip	-	-	-	1,000
44352	ISD service charge	-	-	-	105
44450	Postage	-	-	-	200
44550	Travel	-	-	-	500
44650	Training	-	-	-	1,000
44700	Computer software	-	-	-	7,000
44750	Liability	-	-	-	1,160
44751	Insurance/surety bond premium	-	-	-	1,041
44800	Membership and dues	-	-	-	500
45050	Periodicals & newspapers	-	-	-	5,477
45100	Books	-	-	-	40,000
45150	Furniture & equipment	-	-	-	1,000
45170	Computer hardware	-	-	-	3,500
45250	Office supplies	-	-	-	12,500
45350	General supplies	-	-	-	18,147
45450	Printing and graphics	-	-	-	500
46900	Business meetings	-	-	-	1,500
	Total Maintenance & Operation	-	-	-	161,777
TOTAL		\$ -	\$ -	\$ -	\$ 209,974

**CITY OF GLENDALE
LIBRARY DEPARTMENT
LIBRARY FUND-DONATIONS
275-682-40012**

		Actual 2008-09	Adopted 2009-10	Revised 2009-10	Adopted 2010-11
SALARIES & BENEFITS					
41300	Hourly wages	-	-	-	1,000
41600-42500	Benefits	-	-	-	27
42600-42700	Retirement	-	-	-	13
	Total Salaries & Benefits	-	-	-	1,040
MAINTENANCE & OPERATION					
42800	Auto allowance	-	-	-	200
43110	Contractual services	-	-	-	8,500
43150	Cost allocation charge	-	-	-	30,447
44100	Repairs to equipment	-	-	-	500
44120	Repairs to office equip	-	-	-	1,000
44352	ISD service charge	-	-	-	105
44450	Postage	-	-	-	200
44550	Travel	-	-	-	500
44650	Training	-	-	-	1,000
44750	Liability	-	-	-	25
44751	Insurance/surety bond premium	-	-	-	1,041
44800	Membership and dues	-	-	-	500
45050	Periodicals & newspapers	-	-	-	477
45100	Books	-	-	-	12,000
45150	Furniture & equipment	-	-	-	1,000
45170	Computer hardware	-	-	-	500
45250	Office supplies	-	-	-	500
45350	General supplies	-	-	-	10,770
45450	Printing and graphics	-	-	-	500
46900	Business meetings	-	-	-	1,500
	Total Maintenance & Operation	-	-	-	71,265
TOTAL		\$ -	\$ -	\$ -	\$ 72,305

**CITY OF GLENDALE
LIBRARY DEPARTMENT
LIBRARY FUND-SPECIAL REVENUE ACCOUNTS
275-682-40013**

		Actual 2008-09	Adopted 2009-10	Revised 2009-10	Adopted 2010-11
SALARIES & BENEFITS					
41200	Overtime	-	-	-	500
41300	Hourly wages	-	-	-	44,868
41600-42500	Benefits	-	-	-	1,205
42600-42700	Retirement	-	-	-	584
	Total Salaries & Benefits	-	-	-	47,157
MAINTENANCE & OPERATION					
43110	Contractual services	-	-	-	27,000
44700	Computer software	-	-	-	7,000
44750	Liability	-	-	-	1,135
45050	Periodicals & newspapers	-	-	-	5,000
45100	Books	-	-	-	28,000
45170	Computer hardware	-	-	-	3,000
45250	Office supplies	-	-	-	12,000
45350	General supplies	-	-	-	7,377
	Total Maintenance & Operation	-	-	-	90,512
TOTAL		\$ -	\$ -	\$ -	\$ 137,669

**CITY OF GLENDALE
LIBRARY DEPARTMENT
CAPITAL IMPROVEMENT FUND-LIBRARY
401-681**

		Actual 2008-09	Adopted 2009-10	Revised 2009-10	Adopted 2010-11
SALARIES & BENEFITS					
41100	Salaries	51,690	-	-	-
41200	Overtime	3,098	-	-	-
41300	Hourly wages	14,806	-	-	-
41600-42500	Benefits	1,765	-	-	-
	Total Salaries & Benefits	71,360	-	-	-
MAINTENANCE & OPERATION					
42800	Auto allowance	156	-	-	-
43110	Contractual services	11,806	-	-	-
44200	Advertising	813	-	-	-
44450	Postage	863	-	-	-
44700	Computer software	420	-	-	-
44750	Liability	1,392	-	-	-
44800	Membership and dues	2,820	-	-	-
45050	Periodicals & newspapers	151	-	-	-
45100	Books	43,710	-	-	-
45150	Furniture & equipment	23,974	-	-	-
45170	Computer hardware	32	-	-	-
45250	Office supplies	8,943	-	-	-
45350	General supplies	2,210	-	-	-
45450	Printing and graphics	130	-	-	-
45600	A & G overhead	15,010	-	-	-
46900	Business meetings	443	-	-	-
47000	Miscellaneous	1,201	-	-	-
47010	Discount earned & lost	(208)	-	-	-
	Total Maintenance & Operation	113,866	-	-	-
CAPITAL PROJECTS					
51150	Buildings and structures	251,446	2,300,000	-	250,000
51200	Other improvements	-	250,000	250,000	-
51250	Equipment	(38,468)	-	-	-
52100	Construction	11,468	-	-	1,500,000
53160	Planning, survey, design	91,766	-	-	-
53300	Other expenditures	375	-	-	-
	Total Capital Projects	316,588	2,550,000	250,000	1,750,000
TOTAL		\$ 501,814	\$ 2,550,000	\$ 250,000	\$ 1,750,000

LIBRARY
Personnel Classification Detail

Classification	Actual 2008-09	Budget 2009-10	Revised Budget 2009-10	Budget 2010-11
<u>Salaried Employees</u>				
Administrative Assistant	1.00	1.00	1.00	1.00
Administrative Associate	1.00	1.00	1.00	1.00
Asst. Director of Libraries	1.00	1.00	-	-
Bookmobile Operator	1.00	1.00	1.00	1.00
Customer Service Representative	10.00	10.00	10.00	9.00
Director of Libraries	1.00	1.00	1.00	1.00
Executive Analyst	1.00	1.00	1.00	1.00
Librarian	14.00	14.00	14.00	14.00
Librarian Specialist	2.00	2.00	2.00	2.00
Library Assistant	6.00	6.00	6.00	6.00
Library Circulation Supervisor	1.00	1.00	-	-
Library Services Administrator	2.00	2.00	3.00	3.00
Library Supervisor	8.00	8.00	5.00	5.00
Library Technician	5.00	5.00	5.00	5.00
Literacy Services Coordinator	1.00	-	-	-
Literacy Services Specialist I	1.00	1.00	1.00	1.00
Office Operations Supervisor	1.00	1.00	1.00	1.00
Sr. Administrative Analyst	1.00	1.00	1.00	1.00
Sr. Customer Service Rep	2.00	2.00	2.00	2.00
Sr. Library Supervisor	2.00	2.00	5.00	5.00
Sr. Office Services Specialist	1.00	1.00	-	-
Technical Staff Assistant	2.00	2.00	2.00	2.00
Total Salaried Employees	65.00	64.00	62.00	61.00
<u>Hourly Employees*</u>				
		**		**
Customer Service Assitant		-	-	1.06 (5)
Customer Service Representative	6.39	(46)	6.39 (46)	7.05 (37)
Hourly Worker	1.27	(6)	1.27 (6)	1.17 (6)
Librarian	2.46	(27)	2.46 (27)	2.48 (35)
Library Assistant	3.63	(17)	3.63 (17)	3.02 (15)
Library Monitor	2.67	(19)	2.67 (19)	2.80 (17)
Library Page	13.46	(82)	13.46 (82)	13.49 (67)
Office Services Specialist I	0.76	(1)	0.76 (1)	-
Office Services Specialist II	1.26	(4)	1.26 (4)	1.64 (3)
Office Specialist I	0.08	(4)	0.08 (4)	1.19 (4)
Total Hourly Employees		31.98	31.98	33.90
Library Total	65.00	95.98	93.98	94.90

* Hourly Employees - Data not available prior to fiscal year 2009-10

** Indicates number of positions corresponding to the stated Full-Time Equivalence (FTE)

CITY OF GLENDALE, CA

Management Services

2010 – 2011

Adopted Budget

CITY OF GLENDALE MANAGEMENT SERVICES

MISSION STATEMENT

To implement City Council policy directives, provide leadership, promote the health, safety and well-being of the community, administer prudent fiscal management through the efficient and cost effective management of City operations to meet the short and long term needs of the community, and to strengthen communications and partnerships with the community.

DEPARTMENT DESCRIPTION

The City Manager's Office is the Department through which the City Manager, the Chief Administrative Officer of the City, directs and coordinates the official services and business affairs of the City. Staff works closely with the City Council, recommending policy alternatives and assuring the proper and efficient implementation of Council-approved policies, programs and directives. This Department coordinates the development of new departments and sections, assists in their management, and is responsible for the preparation and presentation of the annual city budget for the City Council's review and adoption. The Department also provides staff support to the Commission on the Status of Women which assesses and evaluates the needs and issues of women in the City. Additionally, the Department's Internal Audit Section is responsible for ensuring the City's assets are properly recorded and safeguarded and that operations are conducted in an efficient and effective manner. Finally, the Public Information Office oversees the dissemination of information to the public through various media sources, such as City Views and the City's Government Access Channel 6, and serves as the liaison with the media.

RELATIONSHIP TO STRATEGIC GOALS

Trust in Government

The Management Services Department works closely with the Offices of the City Clerk and City Attorney to ensure that all public meetings are held in compliance with all applicable laws and accessible for the citizenry to participate in. Furthermore, we ensure that City business is conducted in a manner that is in the best interest of the public, with integrity, openness, and inclusion.

Culture and Diversity

The City hosts a number of annual events to recognize and celebrate the diverse cultures within the community. The City Council holds a number of signature events that celebrate and commemorate the City's diverse cultures. The City is also home to a large number of businesses and non-profit organizations which provide services that serve the unique and diverse needs of our residents.

CITY OF GLENDALE MANAGEMENT SERVICES

Economic Vitality

The Management Services Department works closely with all the other City Departments to continually search for ways of improving services while reducing costs. Through fiscally prudent management practices, the City maintains a healthy \$450 million investment portfolio and continues to retain high credit and bond ratings.

MAJOR ACCOMPLISHMENTS

In FY 2009-10, the Management Services Department, in coordination with the Police Department, worked closely with federal legislators to secure \$500,000 in federal appropriations for the construction of a Regional DNA Forensic Testing Laboratory and \$500,000 for the Interagency Communications Interoperability System (ICIS) project.

In addition, the Commission on the Status of Women was awarded \$15,200 in grants, \$14,000 of which was awarded from the Community Development Block Grant, for the Commission's "Camp Rosie" program, which teaches business and leadership skills for low-income, at-risk, and under-served girls within the community. The Department continues to support and facilitate commemorative and cultural diversity events within the community.

The GTV6 section maintained services for FY 2009-10 with continued coverage of all City Council, board, and commission meetings. The channel averaged 37 "live" meetings per month in addition to producing programs such as NSTV, One on One, TreeHouse Tales, The Dog House and Senior Spectrum. GTV6 also covered special events including the annual Cruise Night Car Show and Street Party, Unity Fest, Student Showcase, Armenian Genocide, and Memorial Day Ceremony. GTV6 also provided vital information and updates concerning evacuations associated with the Station Fire. In addition, GTV6 covered community meetings as residents prepared for winter flooding near the burn areas. The channel also produced multilingual public service announcements for the City's mandatory water conservation program and the local US Census effort.

The Internal Audit section completed 28 audits that include financial audits, contract payment reviews, information systems projects, and performance audits. In addition, departments requested Internal Audit's assistance on projects that are categorized as "value-added" assignments. These assignments covered a wide range of activities such as inter-departmental facilitation of major initiatives, consultation on policy and procedure development, and external auditor coordination. Internal Audit staff also continued to follow up on outstanding audit recommendations to ensure their implementation.

CITY OF GLENDALE MANAGEMENT SERVICES

ORGANIZATIONAL/PROGRAM CHANGES

FY 2010-11 budget includes the addition of a new Org number (144) for the Commission on the Status of Women to account for all the funds that the Commission has raised to date. These funds derived from sponsorship activities and were previous deposited into the City's General Fund account. Prior year budget appropriations were included as part of City Manager's Org number (140). FY 2010-11 budget reflects a separate appropriation for the Commission on the Status of Women and all the funds raised to date were appropriated into this new Org.

FUTURE OUTLOOK

The Management Services Department is actively working with all City departments and managers on several Citywide cost reduction strategies. The department will continue to proactively monitor pending legislation to secure the City's existing resources during these turbulent economic times. Staff continues to seek alternative funding mechanisms to supplement the GTV6 operation's traditional funding sources. The Internal Audit section will continue to perform a variety of audits that were identified through the annual risk assessment process, as well as new management requests.

**CITY OF GLENDALE
SUMMARY OF APPROPRIATIONS
MANAGEMENT SERVICES DEPARTMENT**

	Actual 2008-09	Adopted 2009-10	Revised 2009-10	Adopted 2010-11
<u>General Fund</u>				
City Council Cable Access (101-111)	-	647,273	653,273	686,561
Membership and Dues (101-114)	95,360	68,000	68,000	99,575
City Manager (101-140)	2,347,939	2,484,631	2,587,631	2,545,557
City Auditor (101-141)	819,264	837,972	837,972	933,194
Special Events				
Special Events (101-142-00000)	53,104	76,900	76,900	79,400
EHRC Fund Raising Events (101-142-93140)	-	2,500	2,500	-
Military Banner Program (101-142-93200)	2,069	5,000	5,000	5,000
Total Special Events	55,173	84,400	84,400	84,400
Special Events Sponsorship (101-143)	9,792	39,900	39,900	39,900
Commission Status of Women (101-144)	-	-	-	63,373
Graphics (101-163)	-	608,653	608,653	532,627
Total General Fund	\$ 3,327,528	\$ 4,770,829	\$ 4,879,829	\$ 4,985,187
<u>Other Funds</u>				
Cable Access Fund (280-111)	629,299	456,000	450,000	450,000
Capital Improvement Fund (401-140)	46,988	-	-	-
Total Other Funds	\$ 676,287	\$ 456,000	\$ 450,000	\$ 450,000
Department Grand Total	\$ 4,003,815	\$ 5,226,829	\$ 5,329,829	\$ 5,435,187

**CITY OF GLENDALE
MANAGEMENT SERVICES DEPARTMENT
CITY COUNCIL CABLE ACCESS
101-111**

		Actual 2008-09	Adopted 2009-10	Revised 2009-10	Adopted 2010-11
SALARIES & BENEFITS					
41100	Salaries	-	460,583	460,583	461,352
41300	Hourly wages	-	22,000	22,000	22,000
41600-42500	Benefits	-	72,444	72,444	83,915
42600-42700	Retirement	-	53,055	53,055	53,849
42799	Salary charges out	-	(10,000)	(10,000)	-
	Total Salaries & Benefits	-	598,082	598,082	621,116
MAINTENANCE & OPERATION					
42800	Auto allowance	-	2,640	2,640	2,640
43050	Repairs-bldgs & grounds	-	6,000	6,000	946
43110	Contractual services	-	2,000	2,000	2,100
44100	Repairs to equipment	-	2,000	2,000	2,860
44300	Telephone	-	4,918	4,918	7,760
44352	ISD service charge	-	-	-	16,254
44450	Postage	-	200	200	200
44700	Computer software	-	2,000	2,000	2,000
44750	Liability	-	10,133	10,133	10,634
44751	Insurance/surety bond premium	-	-	-	751
44800	Membership and dues	-	200	200	200
45050	Periodicals & newspapers	-	100	100	100
45150	Furniture & equipment	-	8,000	8,000	8,000
45170	Computer hardware	-	4,000	4,000	4,000
45250	Office supplies	-	4,000	4,000	4,000
45350	General supplies	-	1,000	1,000	1,000
47000	Miscellaneous	-	2,000	2,000	2,000
	Total Maintenance & Operation	-	49,191	49,191	65,445
CAPITAL OUTLAY					
51000	Capital outlay	-	-	6,000	-
	Total Capital Outlay	-	-	6,000	-
TOTAL		\$ -	\$ 647,273	\$ 653,273	\$ 686,561

* Effective 7/1/2009, Cable Access GTV6 reports to Management Services General Fund 101-111. Cable Access Fund will be charged a lease payment. In prior fiscal years, the operation reported under Cable Access Fund 280-111.

**CITY OF GLENDALE
MANAGEMENT SERVICES DEPARTMENT
MEMBERSHIP AND DUES
101-114**

		Actual 2008-09	Adopted 2009-10	Revised 2009-10	Adopted 2010-11
MAINTENANCE & OPERATION					
44751	Insurance/surety bond premium	-	-	-	75
44800	Membership and dues	95,360	68,000	68,000	99,500
	Total Maintenance & Operation	95,360	68,000	68,000	99,575
TOTAL		\$ 95,360	\$ 68,000	\$ 68,000	\$ 99,575

**CITY OF GLENDALE
MANAGEMENT SERVICES DEPARTMENT
CITY MANAGER
101-140**

		Actual 2008-09	Adopted 2009-10	Revised 2009-10	Adopted 2010-11
SALARIES & BENEFITS					
41100	Salaries	1,425,148	1,460,085	1,460,085	1,367,774
41200	Overtime	558	3,000	3,000	-
41300	Hourly wages	2,755	5,000	5,000	-
41600-42500	Benefits	328,624	323,765	323,765	327,561
42600-42700	Retirement	169,170	155,741	155,741	159,226
	Total Salaries & Benefits	1,926,255	1,947,591	1,947,591	1,854,561
MAINTENANCE & OPERATION					
42800	Auto allowance	59,494	57,060	57,060	57,060
43110	Contractual services	161,654	161,500	264,500	166,500
43150	Cost allocation charge	1,160	-	-	-
44100	Repairs to equipment	-	500	500	500
44120	Repairs to office equip	447	500	500	500
44200	Advertising	2,525	1,000	1,000	1,000
44250	Data communication	-	-	-	100
44300	Telephone	20,325	29,387	29,387	29,387
44352	ISD service charge	-	-	-	143,029
44450	Postage	62,957	22,000	22,000	22,000
44550	Travel	15,305	30,565	30,565	32,255
44650	Training	848	1,875	1,875	1,875
44700	Computer software	-	500	500	500
44750	Liability	35,900	33,219	33,219	32,203
44751	Insurance/surety bond premium	-	-	-	2,853
44800	Membership and dues	4,348	2,000	2,000	4,300
45050	Periodicals & newspapers	304	1,100	1,100	1,100
45100	Books	(362)	1,000	1,000	1,000
45150	Furniture & equipment	3,342	3,500	3,500	3,500
45170	Computer hardware	-	400	400	400
45250	Office supplies	13,173	37,358	37,358	37,358
45350	General supplies	7,504	48,550	48,550	48,550
45450	Printing and graphics	8,101	67,568	67,568	67,568
46900	Business meetings	18,027	13,000	13,000	13,000
47000	Miscellaneous	6,632	24,458	24,458	24,458
	Total Maintenance & Operation	421,683	537,040	640,040	690,996
TOTAL		\$ 2,347,939	\$ 2,484,631	\$ 2,587,631	\$ 2,545,557

**CITY OF GLENDALE
MANAGEMENT SERVICES DEPARTMENT
CITY AUDITOR
101-141**

		Actual 2008-09	Adopted 2009-10	Revised 2009-10	Adopted 2010-11
SALARIES & BENEFITS					
41100	Salaries	584,293	592,556	567,556	676,404
41600-42500	Benefits	103,141	109,069	109,069	105,553
42600-42700	Retirement	65,327	68,243	68,243	78,950
42799	Salary charges out	288	-	-	-
	Total Salaries & Benefits	753,049	769,868	744,868	860,907
MAINTENANCE & OPERATION					
42800	Auto allowance	5,880	5,880	5,880	5,880
43110	Contractual services	39,651	31,500	31,500	31,500
44300	Telephone	420	920	920	920
44352	ISD service charge	-	-	-	2,858
44450	Postage	-	90	90	90
44550	Travel	426	1,778	1,778	1,778
44650	Training	1,584	1,650	1,650	1,650
44700	Computer software	-	1,500	1,500	1,500
44750	Liability	11,908	14,526	14,526	14,881
44751	Insurance/surety bond premium	-	-	-	970
44800	Membership and dues	1,058	1,200	1,200	1,200
45100	Books	-	240	240	240
45170	Computer hardware	699	-	-	-
45250	Office supplies	2,007	2,600	2,600	2,600
45350	General supplies	-	1,200	1,200	1,200
45400	Reports & publications	127	-	-	-
45450	Printing and graphics	1,463	3,800	3,800	3,800
46900	Business meetings	74	120	120	120
47000	Miscellaneous	917	1,100	1,100	1,100
	Total Maintenance & Operation	66,215	68,104	68,104	72,287
CAPITAL OUTLAY					
51000	Capital outlay	-	-	25,000	-
	Total Capital Outlay	-	-	25,000	-
TOTAL		\$ 819,264	\$ 837,972	\$ 837,972	\$ 933,194

**CITY OF GLENDALE
MANAGEMENT SERVICES DEPARTMENT
SPECIAL EVENTS
101-142**

		Actual 2008-09	Adopted 2009-10	Revised 2009-10	Adopted 2010-11
SALARIES & BENEFITS					
41200	Overtime	4,391	-	-	-
41300	Hourly wages	1,019	-	-	-
41600-42500	Benefits	119	-	-	-
	Total Salaries & Benefits	5,529	-	-	-
MAINTENANCE & OPERATION					
43110	Contractual services	11,720	23,900	23,900	25,896
43150	Cost allocation charge	2,500	-	-	-
44200	Advertising	2,447	900	900	1,900
44450	Postage	430	-	-	-
44750	Liability	108	-	-	-
44751	Insurance/surety bond premium	-	-	-	93
45250	Office supplies	11,017	6,500	6,500	6,500
45350	General supplies	482	2,200	2,200	2,200
45450	Printing and graphics	10,520	8,700	8,700	7,700
46900	Business meetings	1,384	1,000	1,000	1,000
47000	Miscellaneous	9,037	41,200	41,200	39,111
	Total Maintenance & Operation	49,644	84,400	84,400	84,400
TOTAL		\$ 55,173	\$ 84,400	\$ 84,400	\$ 84,400

**CITY OF GLENDALE
MANAGEMENT SERVICES DEPARTMENT
SPECIAL EVENTS - OTHER PROGRAMS
101-142-00000**

		Actual 2008-09	Adopted 2009-10	Revised 2009-10	Adopted 2010-11
SALARIES & BENEFITS					
41200	Overtime	4,391	-	-	-
41300	Hourly wages	1,019	-	-	-
41600-42500	Benefits	119	-	-	-
	Total Salaries & Benefits	5,529	-	-	-
MAINTENANCE & OPERATION					
43110	Contractual services	10,595	23,900	23,900	25,896
43150	Cost allocation charge	2,500	-	-	-
44200	Advertising	2,447	500	500	1,900
44450	Postage	430	-	-	-
44750	Liability	108	-	-	-
44751	Insurance/surety bond premium	-	-	-	88
45250	Office supplies	11,017	5,000	5,000	5,500
45350	General supplies	482	2,200	2,200	2,200
45450	Printing and graphics	10,520	8,100	8,100	7,700
46900	Business meetings	1,384	500	500	1,000
47000	Miscellaneous	8,092	36,700	36,700	35,116
	Total Maintenance & Operation	47,575	76,900	76,900	79,400
TOTAL		\$ 53,104	\$ 76,900	\$ 76,900	\$ 79,400

**CITY OF GLENDALE
MANAGEMENT SERVICES DEPARTMENT
SPECIAL EVENTS - EHRC FUND RAISING EVENTS
101-142-93140**

		Actual 2008-09	Adopted 2009-10	Revised 2009-10	Adopted 2010-11
MAINTENANCE & OPERATION					
44200	Advertising	-	400	400	-
45250	Office supplies	-	500	500	-
45450	Printing and graphics	-	600	600	-
46900	Business meetings	-	500	500	-
47000	Miscellaneous	-	500	500	-
	Total Maintenance & Operation	-	2,500	2,500	-
TOTAL		\$ -	\$ 2,500	\$ 2,500	\$ -

**CITY OF GLENDALE
MANAGEMENT SERVICES DEPARTMENT
SPECIAL EVENTS - MILITARY BANNER PROGRAM
101-142-93200**

		Actual 2008-09	Adopted 2009-10	Revised 2009-10	Adopted 2010-11
MAINTENANCE & OPERATION					
43110	Contractual services	1,125	-	-	-
44751	Insurance/surety bond premium	-	-	-	5
45250	Office supplies	-	1,000	1,000	1,000
47000	Miscellaneous	944	4,000	4,000	3,995
	Total Maintenance & Operation	2,069	5,000	5,000	5,000
TOTAL		\$ 2,069	\$ 5,000	\$ 5,000	\$ 5,000

**CITY OF GLENDALE
MANAGEMENT SERVICES DEPARTMENT
SPECIAL EVENTS SPONSORSHIP
101-143**

		Actual 2008-09	Adopted 2009-10	Revised 2009-10	Adopted 2010-11
MAINTENANCE & OPERATION					
44751	Insurance/surety bond premium	-	-	-	45
45450	Printing and graphics	152	-	-	-
47000	Miscellaneous	9,641	39,900	39,900	39,855
	Total Maintenance & Operation	9,792	39,900	39,900	39,900
TOTAL		\$ 9,792	\$ 39,900	\$ 39,900	\$ 39,900

**CITY OF GLENDALE
MANAGEMENT SERVICES DEPARTMENT
COMMISSION STATUS OF WOMEN
101-144**

		Actual 2008-09	Adopted 2009-10	Revised 2009-10	Adopted 2010-11
<hr/>					
MAINTENANCE & OPERATION					
47000	Miscellaneous	-	-	-	63,373
	Total Maintenance & Operation	-	-	-	63,373
		<hr/>			
TOTAL		\$ -	\$ -	\$ -	\$ 63,373
		<hr/> <hr/>			

* Effective 7/1/2010, Commission Status of Women reports under new Org 101-144. In prior fiscal years, it was reported as a part of the City Manager Org, 101-140.

**CITY OF GLENDALE
MANAGEMENT SERVICES DEPARTMENT
GRAPHICS
101-163**

		Actual 2008-09	Adopted 2009-10	Revised 2009-10	Adopted 2010-11
SALARIES & BENEFITS					
41100	Salaries	-	293,810	293,810	195,148
41300	Hourly wages	-	43,670	43,670	76,668
41600-42500	Benefits	-	46,513	46,513	36,910
42600-42700	Retirement	-	34,845	34,845	28,304
	Total Salaries & Benefits	-	418,838	418,838	337,030
MAINTENANCE & OPERATION					
42800	Auto allowance	-	300	300	300
43110	Contractual services	-	68,000	68,000	68,000
44120	Repairs to office equip	-	23,100	23,100	21,973
44300	Telephone	-	1,000	1,000	1,000
44352	ISD service charge	-	-	-	5,782
44450	Postage	-	150	150	150
44550	Travel	-	1,300	1,300	1,080
44650	Training	-	1,000	1,000	1,000
44700	Computer software	-	5,000	5,000	5,000
44750	Liability	-	8,330	8,330	5,980
44751	Insurance/surety bond premium	-	-	-	697
45050	Periodicals & newspapers	-	1,300	1,300	1,300
45150	Furniture & equipment	-	500	500	500
45170	Computer hardware	-	500	500	500
45200	Maps and blue prints	-	3,000	3,000	6,000
45250	Office supplies	-	75,535	75,535	75,535
46900	Business meetings	-	300	300	300
47000	Miscellaneous	-	500	500	500
	Total Maintenance & Operation	-	189,815	189,815	195,597
TOTAL DEPARTMENT		\$ -	\$ 608,653	\$ 608,653	\$ 532,627

**CITY OF GLENDALE
MANAGEMENT SERVICES DEPARTMENT
CABLE ACCESS FUND
280-111**

		Actual 2008-09	Adopted 2009-10	Revised 2009-10	Adopted 2010-11
SALARIES & BENEFITS					
41100	Salaries	458,860	-	-	-
41300	Hourly wages	18,749	-	-	-
41600-42500	Benefits	71,573	-	-	-
42600-42700	Retirement	50,945	-	-	-
42799	Salary charges out	(24,120)	-	-	-
	Total Salaries & Benefits	576,007	-	-	-
MAINTENANCE & OPERATION					
42800	Auto allowance	2,650	-	-	-
43050	Repairs-bldgs & grounds	6,241	-	-	-
43070	Lease payments	-	450,000	450,000	450,000
43110	Contractual services	9,674	-	-	-
43115	Pass through - GUSD	10,069	-	-	-
44100	Repairs to equipment	1,030	-	-	-
44300	Telephone	4,605	-	-	-
44700	Computer software	1,075	-	-	-
44750	Liability	10,520	-	-	-
44800	Membership and dues	75	-	-	-
45050	Periodicals & newspapers	89	-	-	-
45150	Furniture & equipment	4,644	-	-	-
45170	Computer hardware	646	-	-	-
45250	Office supplies	3,121	-	-	-
45350	General supplies	1,173	-	-	-
45450	Printing and graphics	134	-	-	-
47000	Miscellaneous	1,491	-	-	-
49050	Charges-other depts	(3,947)	-	-	-
	Total Maintenance & Operation	53,292	450,000	450,000	450,000
CAPITAL OUTLAY					
51000	Capital outlay	-	6,000	-	-
	Total Capital Outlay	-	6,000	-	-
TOTAL		\$ 629,299	\$ 456,000	\$ 450,000	\$ 450,000

* Effective 7/1/2009, Cable Access GTV6 reports to Management Services General Fund 101-111. Cable Access Fund will be charged a lease payment. In prior fiscal years, the operation reported under Cable Access Fund 280-111.

**CITY OF GLENDALE
MANAGEMENT SERVICES DEPARTMENT
CAPITAL IMPROVEMENT FUND-CITY MANAGER
401-140**

		Actual 2008-09	Adopted 2009-10	Revised 2009-10	Adopted 2010-11
<hr/>					
CAPITAL PROJECTS					
51250	Equipment	46,988	-	-	-
	Total Capital Projects	46,988	-	-	-
		<hr/>			
TOTAL		\$ 46,988	\$ -	\$ -	\$ -

MANAGEMENT SERVICES
Personnel Classification Detail

Classification	Actual 2008-09	Budget 2009-10	Revised Budget 2009-10	Budget 2010-11	
<u>Salaried Employees</u>					
Administrative Analyst	1.00	-	-	-	
Administrative Assistant	1.00	-	-	-	
Administrative Associate	-	1.00	1.00	1.00	
Assistant City Manager	1.00	1.00	1.00	1.00	
Assistant Public Information Officer	1.00	1.00	1.00	1.00	
Assistant to City Manager	1.00	1.00	1.00	1.00	
Broadcast Manager	1.00	1.00	1.00	1.00	
Broadcast Production Assistant	4.00	4.00	4.00	4.00	
Broadcast Production Coordinator	1.00	1.00	1.00	1.00	
City Auditor	1.00	1.00	1.00	1.00	
City Manager	1.00	1.00	1.00	1.00	
Community Relations Coordinator	1.00	1.00	1.00	1.00	
Deputy City Manager	1.00	1.00	1.00	1.00	
Duplicating Machine Operator	-	1.00	1.00	1.00	
Executive Secretary (Confidential)	2.00	2.00	2.00	2.00	
Graphics Administrator	-	1.00	-	-	
Graphics Illustrator	-	1.00	-	-	
Internal Audit Associate	1.00	2.00	2.00	2.00	
Internal Auditor	-	-	-	1.00	
Office Services Secretary	1.00	1.00	1.00	1.00	
Office Specialist I	-	2.00	2.00	2.00	
Principal Internal Auditor	1.00	1.00	1.00	1.00	
Public Information Officer	1.00	1.00	1.00	1.00	
Secretary to City Manager	1.00	1.00	1.00	1.00	
Sr. Graphics Illustrator	-	1.00	1.00	1.00	
Sr. Internal Auditor	1.00	1.00	1.00	1.00	
Sr. Investigator	1.00	1.00	1.00	1.00	
Sr. Office Services Specialist	1.00	1.00	1.00	1.00	
Total Salaried Employees	25.00	31.00	29.00	30.00	
<u>Hourly Employees*</u>			**	**	**
Hourly City Worker	-	0.60	1.23 (1)	1.23 (2)	1.23 (2)
Total Hourly Employees	-	0.60	1.23	1.23	
<u>Elected Officials</u>					
Councilmember	5.00	5.00	5.00	5.00	
Total Elected Officials	5.00	5.00	5.00	5.00	
Management Services Total	30.00	36.60	35.23	36.23	

* Hourly Employees - Data not available prior to fiscal year 2009-10

** Indicates number of positions corresponding to the stated Full-Time Equivalence (FTE)

CITY OF GLENDALE, CA

Police

2010 – 2011

Adopted Budget

CITY OF GLENDALE POLICE

MISSION STATEMENT

In partnership with our community, we will ensure a safe and peaceful city. We are committed to providing proactive police enforcement and high quality police services to our diverse community.

DEPARTMENT DESCRIPTION

The Police Department provides law enforcement services and addresses quality of life issues in Glendale. Specific responsibilities include 911 emergency response; proactive law enforcement; traffic enforcement and collision investigation; crime investigation and case preparation; community and school policing; and administration of the City jail facility.

The Police Department is organized into the following five (5) Divisions:

- Administrative Services
- Field Services
- Investigative Services
- Support Services
- Office of the Chief

The ***Administrative Services Division*** is composed of:

Communications Bureau – Takes all incoming calls for service including both police and fire 911 calls. Dispatches police resources and provides informational support to operational field units.

Records Bureau– Processes and maintains all police records including crime reports, supplemental investigative reports, citations, bookings and arrest information, field interview cards, bail receipts, gun dealer information, pawn tickets and jail logs for the Police Department. Also intakes and processes subpoenas, and discovery motions.

Technology Bureau – Purchases, implements, and maintains all technology for the Police Department including repair and updating of existing Department hardware and software. Coordinates and provides training for new technology as well as providing the Department with a research and development function.

Budget and Property Bureau – Processes and manages: all police fees, alarm permits/false alarm fees and other revenues; accounts payables and contracts; grants; and payroll and overtime. Books-in, manages and inventories all property, evidence and safekeeping and found articles. Manages all police facility systems including the police community rooms.

CITY OF GLENDALE POLICE

The ***Field Services Division*** will provide front-line emergency 911 response, uniformed police services, and other proactive field based policing strategies to support the over-arching mission of the Glendale Police Department.

The ***Investigative Services Division*** consists of three Bureaus: Criminal Investigations Bureau, Violent Crimes Bureau, and Special Investigations Bureau. Within these bureaus reside functional and specialized Details charged with the enforcement and investigation of crimes and the processing of intelligence and evidence. These Details include: Criminal Intelligence/Organized Crime, Robbery/Homicide, Assaults/Special Offenses, Burglary/Auto-Theft, Financial Crimes, Gang Enforcement, Forensic Laboratory (CSI), Crime Analysis, Vice Enforcement, and Narcotics Enforcement. These detective and specialized enforcement operations represent one of the core essential service components of the agency. These personnel identify and arrest perpetrators, facilitate criminal trials and prosecutions, author and execute search and arrest warrants, collect and analyze forensic evidence, conduct surveillances of suspected criminal elements, conduct detailed investigations, author crime reports, and engage in detailed crime scene management and processing.

The ***Support Services Division*** is composed of:

Custody Bureau - Operates the City Jail, (third-busiest municipal jail in Los Angeles County) incarcerating all pre-arraigned arrestees. Operates four enterprise programs: Pay-to-Stay Program; Inmate "Trusty" Program; Court-Ordered Worker Program; and the Immigration and Custom Enforcement (ICE) Prisoner Housing Program.

Police Fleet Maintenance Unit - Responsible for repair / maintenance of vehicles. Also maintains the Civic Center Pool Fleet and the Vehicle Wash Facility.

Special Operations Bureau - Includes the Burbank/Glendale Joint Air Support Unit, the DNA Lab Project and the iLEAD Real-Time Crime Analysis Project.

Traffic Bureau - Consists of Motor Officers, Parking Enforcement Officers, Vehicle Collision Investigation Detectives and Downtown Policing Unit. Also oversees the development of the Business Improvement District.

Professional Standards Bureau (PSB) - Responsible for all personnel functions of the Department and oversees recruitment, entry-level testing, background investigations, promotional testing and discipline. The Internal Affairs Unit is responsible for all personnel complaints and investigations, court "discovery" compliance and the maintenance of confidential employment records. Also maintains official liaison with the City Attorney's Office and the City Human Resources Department.

CITY OF GLENDALE

POLICE

The **Office of the Chief** provides direction and overall management of the department. Components of the Division include:

- 1) Staff services which oversee police involvement in special events and filming permits, media relations and community relations, the CPPAC Committee, GPAC, the Glendale Police Foundation, the Volunteer Program and the recent return of the Behind the Badge TV Program.
- 2) Legal services which oversee risk management and provides city attorney liaison.

RELATIONSHIP TO CITY STRATEGIC GOALS

Safe Community

The Police Department is committed to working in collaboration with other City Departments to create a safe community. This will be accomplished through the use of a quality of life, community policing philosophy. By focusing on neighborhoods, partnerships, and long term problem solving, the Police Department will maintain its ranking of one of America's top ten safest cities with a population of over 100,000 and continue to reduce the resident's fear of crime.

Trust in Government

The department is committed to providing realistic open and transparent services to the Glendale community, including enhanced community relations and public education; enhanced partnerships with the City Council and other City departments; department-wide community policing; and a renewed commitment to recruit candidates that represent our diverse community in terms of ethnicity, gender, cultural background, and language skills.

Transportation & Mobility

In conjunction with the City's Traffic Engineering Department, the Traffic Bureau has developed innovative and flexible traffic management strategies. These strategies have helped mitigate the impact of the huge traffic volume associated with holiday shopping in the Central Business District.

Technology

The department continually searches for methods of improving service levels through integration of new technologies that improve efficiencies. This proactive approach is in part responsible for Glendale's continued status as one of America's safest cities despite staffing per population ratios and police cost per resident ratios that are considerably less than surrounding communities.

CITY OF GLENDALE POLICE

MAJOR ACCOMPLISHMENTS

During FY 2009-10, the ***Administrative Services Division***:

1. Completed major upgrade of the Records Management System.
2. Completed transfer of all property/evidence in the gun vault, narcotics vault and safe to the new Tiburon property management system.
3. Reconfigured and added electrical circuits to provide additional UPS coverage to communications and data storage.
4. Awarded & administered more than \$6 million in grants providing additional overtime hours, training and equipment crucial to completing the department's mission.

The ***Field Services Division*** implemented Area Command as follows:

1. Integrated the Community Policing Unit (COPPS) and School Resource Officers (SRO) into the fabric of the Field Services Division to enhance and support the effectiveness of the units within the Area Command Policing concept.
2. Implemented strategies to enhance interdepartmental communication and integration of diverse intradepartmental operations to improve productivity and internal working relationships.

The ***Investigative Services Division*** accomplished the following during FY 2009-10:

Robbery Homicide:

1. Cleared 2 out of 3 murders in Glendale in 2009-10 and cleared 3 homicides for LAPD.
2. Maintained a 90% clearance rate on the more than 1,290 cases assigned to the team in 2009-10.
3. Established a US Marshals Task Force housed in the department. In the 7-months since inception, this team has arrested 71 fugitives, many of whom were violent felons, and has taken 12 weapons off the streets.

Financial Crimes Unit:

Assigned 4,973 cases, of which 342 suspects were arrested and 925 cases were inactivated. Notable cases are as follows:

CITY OF GLENDALE POLICE

1. Complex surveillance led to the arrests of suspects stealing mail while jogging through Glendale neighborhoods in early morning hours. Evidence recovered included hundreds of pieces of stolen mail, washed checks in various stages, and "Arrow Keys" used to open the community mail boxes located in large apartment complexes.
2. Search warrants resulted in the seizure of a credit card "factory", including equipment for counterfeiting cards, over 250 access cards (in different counterfeited stages), two guns, and approximately \$15,000 in cash.

Gang Detail:

1. Enhanced their state-wide reputation as subject matter experts on AP. They continue to teach and advise LAPD Hollywood and North Hollywood gang detectives, while conducting their own enforcement operations against the gang. The Gang unit's ability to gather intelligence from members of AP is a testament to their skill. In years past, gathering information about the structure and leadership of AP was virtually unheard of, until now.
2. Worked 328 cases of gang related criminal activity and made 85 arrests.

Burglary-Auto Theft Detail:

Assigned 8,700 cases, of which 306 suspects were arrested and 3,105 cases were inactivated. Notable cases were as follows:

1. Parolee at-large burglarized and took a large number of weapons and ammunition. Tracked down in the City of Los Angeles & arrested by Glendale PD/ U.S. Marshalls. All weapons recovered.
2. Rash of window smash vehicle burglaries occurred at Bally's gym. Parolee arrested & hundreds of gift cards, sunglasses, and purses recovered. Arrestee responsible for 23 vehicle burglaries.
3. Patrol officers arrested three males for committing a residential burglary. Search warrant resulted in the recovery of numerous items of electronics, jewelry, credit cards and a large amount of marijuana. Same individuals responsible for 13 residential burglaries.

Assaults Unit:

Maintained a 96% clearance rate while investigating in excess of 2,800 assaults and sex crimes (including 15 rapes) during the year, which amounts to 350 cases per detective.

CITY OF GLENDALE POLICE

Narcotics Detail:

1. Investigated over 1,100 cases involving illegal drug possession and/or sales leading to arrest of over 900 drug offenders.
2. Led or assisted in cases resulting in \$1.2 million in asset forfeiture receipts.
3. Reduce the supply of heroin to North Glendale, by working with Patrol's Area Command and targeting dealers supplying to young people.

Vice/ABC Compliance Detail:

1. Investigated more than 23 cases involving prostitution, sexual slavery, gambling, tobacco and alcohol sales and service violations.
2. Oversees 358 alcohol licenses, 254 bath and massage permit applications, 38 live entertainment permits, 15 dance establishment permits, 14 arcade permits, 16 billiard permits and 78 tobacco permits.

The **Support Services Division** was reorganized to include the Special Operations Bureau. This has enabled the Division to move forward, even in these challenging economic times, with five critical programs:

1. iLEAD (Information Led Enforcement and Accountability Data) – Traditional Crime Analysis Unit moved from adjunct unit in Investigative Services to front-and-center in terms of Information Driven Policing. iLEAD initiated real-time geospatial depiction of crime activity in Glendale; launched public "Crime View" website, internal "Crime Mapping" system and "Week in Crime" collaborative information sharing meetings.
2. DNA Lab – Department received earmarked Federal funds for the development of a regional DNA lab. Personnel recruitment will soon begin and modification of the existing Crime Lab to accommodate a DNA lab is expected within the next two months.
3. Downtown Video Camera Project – Grant funds awarded to initiate a downtown camera and critical infrastructure project. RFP is being prepared to secure a system integrator to oversee this project.
4. Business Improvement District – Redevelopment Agency funded and PD managed. Emphasis on a "Clean and Safe" component. A consultant has been retained and community outreach has begun.
5. Joint Air Support Unit – Consolidation of Burbank and Glendale joint air unit continues to yield cost savings. Currently, patrol flights are cooperatively

CITY OF GLENDALE

POLICE

scheduled with the Pasadena PD Air Support Unit resulting in improved air coverage.

Lastly, the **Office of the Chief Division** developed on-line programs and utilized volunteers and interns to offset personnel lost in budget reductions that have enabled Staff Services to continue to provide its key services.

ORGANIZATIONAL/PROGRAM/STAFFING CHANGES

In FY 2010-11, Fund 263 (Police Staff Augmentation Fund) has been eliminated and is now incorporated into the Police General Fund (101-302).

Grant funded personnel will be hired to staff the new DNA Lab in FY 2010-11 for the Support Services Division.

All remaining Police Cadet hourly positions will be eliminated through attrition to meet budget reduction requirements. To meet the reduced expense allocations, overtime costs are adversely affected and internal service reductions are required due to the hiring freeze on vacant positions. In the mean time, the Police Department will continue its restructure and reorganization that began in FY 2009-10 in an effort to continue carrying out the core mission of safety services for the City and its citizens.

FUTURE OUTLOOK

Glendale's status as one of America's safest cities is in jeopardy due to increasing fiscal constraints, limited enforcement and support resources, and constant shifts in socio-economic conditions that drive criminal activity. Recent budget reductions have required the Police Department to again reduce staffing and eliminate invaluable programs. The reductions have come in areas relating to proactive crime fighting and crime prevention. As these preventative measures are eroded, the City risks real exposure to increases in crime and the social blight and deterioration that accompanies long term criminal infestation.

**CITY OF GLENDALE
SUMMARY OF APPROPRIATIONS
POLICE DEPARTMENT**

	Actual 2008-09	Adopted 2009-10	Revised 2009-10	Adopted 2010-11
<u>General Fund</u>				
Administrative Services (101-302-30001)	7,320,439	7,171,657	7,171,657	9,548,499
Field Services (101-302-30002)	20,967,424	21,209,392	21,209,392	24,606,929
Investigative Services (101-302-30003)	11,815,603	11,812,931	11,812,931	12,808,473
Support Services (101-302-30004)	12,862,462	13,211,573	13,211,573	16,299,688
Office of the Chief (101-302-30009)	1,485,639	1,130,265	1,130,265	776,264
Total General Fund	\$ 54,451,567	\$ 54,535,818	\$ 54,535,818	\$ 64,039,853
<u>Other Funds</u>				
Narcotic Forfeiture Fund				
Narcotic Forfeiture (260-329)	408,088	644,396	644,396	-
Administrative Services (260-302-30001)	-	-	-	215,561
Field Services (260-302-30002)	-	-	-	367,408
Investigative Services (260-302-30003)	-	-	-	29,134
Support Services (260-302-30004)	-	-	-	767,400
Total Narcotic Forfeiture Fund	408,088	644,396	644,396	1,379,503
Special Grant Fund (261-301)	683,314	367,826	2,234,662	801,351
Supplemental Law Enforcement Fund				
Supplemental Law Enforcement (262-301)	293,506	486,219	486,219	-
Field Services (262-302-30002)	-	-	-	270,632
Total Supplemental Law Enforcement Fund	293,506	486,219	486,219	270,632
Police Staff Augmentation Fund				
Administrative Services (263-302-30001)	112,617	568,007	568,007	-
Field Services (263-302-30002)	2,693,670	3,033,407	3,033,407	-
Investigative Services (263-302-30003)	178,405	219,677	219,677	-
Support Services (263-302-30004)	993,382	1,024,984	1,658,484	-
Total Police Staff Augmentation Fund	3,978,073	4,846,075	5,479,575	-
Special Events Fund (267-302-30009)	-	-	588,750	691,518
Police Building Project (303-301)	2,179,662	3,485,000	3,485,000	2,250,000
Capital Improvement Fund (401-301)	938,167	-	-	-
Joint Helicopter Operation Fund (602-311)	49,635	1,313,165	1,313,165	1,263,636
Joint Air Support Operation Fund (703-301)	695,493	-	-	-
Total Other Funds	\$ 9,225,937	\$ 11,142,681	\$ 14,231,767	\$ 6,656,640
<u>Transfers</u>				
Transfer-General Fund (263-195)	-	-	-	3,000,000
Transfer-Special Revenue Fund (263-195)	-	-	-	240,000
Transfer-Capital & Internal Service Funds (404-195)	-	2,182,000	2,182,000	-
Transfer-Special Revenue Fund (602-311)	166,845	-	-	-
Total Transfers	\$ 166,845	\$ 2,182,000	\$ 2,182,000	\$ 3,240,000
Department Grand Total	\$ 63,844,350	\$ 67,860,499	\$ 70,949,585	\$ 73,936,493

**CITY OF GLENDALE
POLICE DEPARTMENT
POLICE
101-302**

		Actual 2008-09	Adopted 2009-10	Revised 2009-10	Adopted 2010-11
SALARIES & BENEFITS					
41100	Salaries	30,286,967	30,519,771	30,519,771	35,937,992
41200	Overtime	3,490,782	3,225,595	3,225,595	2,760,801
41300	Hourly wages	472,314	307,616	307,616	187,546
41600-42500	Benefits	7,052,563	7,054,499	7,054,499	7,981,118
42600-42700	Retirement	6,310,300	6,549,461	6,549,461	7,534,864
	Total Salaries & Benefits	47,612,926	47,656,942	47,656,942	54,402,321
MAINTENANCE & OPERATION					
42800	Auto allowance	17,274	14,550	14,550	-
42900	Uniform allowance	383,488	352,470	352,470	391,575
43050	Repairs-bldgs & grounds	42,912	22,000	22,000	22,000
43060	Utilities	713,976	718,511	718,511	718,511
43070	Lease payments	41,470	40,184	40,184	40,184
43110	Contractual services	1,452,516	1,415,885	1,415,885	1,764,135
43150	Cost allocation charge	1,005	-	-	-
44100	Repairs to equipment	62,225	25,200	25,200	25,200
44120	Repairs to office equip	10,762	9,810	9,810	9,810
44200	Advertising	2,138	4,500	4,500	9,000
44250	Data communication	9,868	-	-	-
44300	Telephone	183,791	218,575	218,575	217,575
44350	Vehicle maintenance	262,968	-	-	-
44351	Fleet / equip rental charge	-	1,978,788	1,978,788	1,978,788
44352	ISD service charge	-	-	-	2,609,051
44450	Postage	22,078	18,500	18,500	18,500
44500	Support of prisoners	86,589	95,000	95,000	95,000
44550	Travel	26,193	50,249	50,249	12,735
44551	POST travel	11,546	8,663	8,663	30,493
44600	Laundry & towel service	16,932	17,000	17,000	17,000
44650	Training	50,379	69,311	69,311	32,825
44651	POST training	38,603	45,053	45,053	103,376
44700	Computer software	45,503	21,500	21,500	21,500
44750	Liability	1,279,190	1,221,071	1,221,071	862,692
44751	Insurance/surety bond premium	-	-	-	100,401
44760	Regulatory	1,816	1,700	1,700	1,700
44800	Membership and dues	6,289	4,450	4,450	4,450
45050	Periodicals & newspapers	905	600	600	600
45100	Books	4,906	-	-	-
45150	Furniture & equipment	34,847	28,000	28,000	42,390
45170	Computer hardware	28,993	20,200	20,200	20,200
45250	Office supplies	71,816	50,445	50,445	50,471
45300	Small tools	473	-	-	-
45350	General supplies	152,311	105,097	105,097	111,509
45450	Printing and graphics	15,427	7,825	7,825	7,825
45503	Fuel - gasoline	526,672	-	-	-
45504	Fuel - diesel gas	95	-	-	-
46000	Depreciation	1,274,808	301,259	301,259	305,556
46900	Business meetings	12,972	12,080	12,080	12,080
47000	Miscellaneous	15,118	400	400	400

**CITY OF GLENDALE
POLICE DEPARTMENT
POLICE
101-302**

		Actual 2008-09	Adopted 2009-10	Revised 2009-10	Adopted 2010-11
47010	Discount earned & lost	(36)	-	-	-
49050	Charges-other depts	(70,177)	-	-	-
	Total Maintenance & Operation	6,838,641	6,878,876	6,878,876	9,637,532
TOTAL		\$ 54,451,567	\$ 54,535,818	\$ 54,535,818	\$ 64,039,853

**CITY OF GLENDALE
POLICE DEPARTMENT
ADMINISTRATIVE SERVICES
101-302-30001**

		Actual 2008-09	Adopted 2009-10	Revised 2009-10	Adopted 2010-11
SALARIES & BENEFITS					
41100	Salaries	3,441,655	3,587,045	3,587,045	4,009,114
41200	Overtime	255,945	235,600	235,600	219,546
41300	Hourly wages	153,157	126,230	126,230	126,230
41600-42500	Benefits	841,902	896,337	896,337	1,014,923
42600-42700	Retirement	438,375	466,667	466,667	518,485
	Total Salaries & Benefits	5,131,034	5,311,879	5,311,879	5,888,298
MAINTENANCE & OPERATION					
42800	Auto allowance	1,973	1,250	1,250	-
42900	Uniform allowance	29,879	35,260	35,260	39,040
43050	Repairs-bldgs & grounds	36,599	22,000	22,000	22,000
43060	Utilities	713,976	718,511	718,511	718,511
43070	Lease payments	29,916	26,624	26,624	26,624
43110	Contractual services	74,150	65,900	65,900	37,000
44100	Repairs to equipment	38,623	7,400	7,400	7,400
44120	Repairs to office equip	2,727	3,000	3,000	3,000
44250	Data communication	1,395	-	-	-
44300	Telephone	18,275	24,225	24,225	24,225
44350	Vehicle maintenance	3,105	-	-	-
44351	Fleet / equip rental charge	-	674,508	674,508	-
44352	ISD service charge	-	-	-	2,523,901
44450	Postage	19,630	17,000	17,000	17,000
44550	Travel	6,717	6,016	6,016	1,359
44551	POST travel	-	1,037	1,037	3,254
44600	Laundry & towel service	15,052	17,000	17,000	17,000
44650	Training	3,021	8,296	8,296	3,503
44651	POST training	1,915	5,393	5,393	11,033
44700	Computer software	22,182	15,000	15,000	15,000
44750	Liability	120,339	159,508	159,508	96,164
44751	Insurance/surety bond premium	-	-	-	42,337
44760	Regulatory	1,816	1,700	1,700	1,700
44800	Membership and dues	251	250	250	250
45100	Books	38	-	-	-
45150	Furniture & equipment	10,374	14,500	14,500	14,500
45170	Computer hardware	7,003	8,000	8,000	8,000
45250	Office supplies	22,613	17,600	17,600	17,600
45350	General supplies	21,156	9,700	9,700	9,700
45450	Printing and graphics	695	-	-	-
45503	Fuel - gasoline	6,006	-	-	-
45504	Fuel - diesel gas	66	-	-	-
46000	Depreciation	979,608	-	-	-
46900	Business meetings	552	100	100	100
47000	Miscellaneous	(249)	-	-	-
47010	Discount earned & lost	(1)	-	-	-
	Total Maintenance & Operation	2,189,406	1,859,778	1,859,778	3,660,201
TOTAL		\$ 7,320,439	\$ 7,171,657	\$ 7,171,657	\$ 9,548,499

**CITY OF GLENDALE
POLICE DEPARTMENT
FIELD SERVICES
101-302-30002**

		Actual 2008-09	Adopted 2009-10	Revised 2009-10	Adopted 2010-11
SALARIES & BENEFITS					
41100	Salaries	12,230,261	12,460,195	12,460,195	15,238,890
41200	Overtime	1,095,631	1,117,095	1,117,095	1,032,018
41300	Hourly wages	42,318	11,069	11,069	-
41600-42500	Benefits	2,700,305	2,685,815	2,685,815	3,155,021
42600-42700	Retirement	2,807,639	2,955,746	2,955,746	3,540,414
	Total Salaries & Benefits	18,876,153	19,229,920	19,229,920	22,966,343
MAINTENANCE & OPERATION					
42800	Auto allowance	4,449	4,200	4,200	-
42900	Uniform allowance	176,150	132,390	132,390	161,790
43110	Contractual services	896,361	905,000	905,000	897,000
44100	Repairs to equipment	3,989	300	300	300
44120	Repairs to office equip	2,327	1,400	1,400	1,400
44250	Data communication	7,070	-	-	-
44300	Telephone	82,953	92,450	92,450	92,450
44350	Vehicle maintenance	219,001	-	-	-
44351	Fleet / equip rental charge	-	350,586	350,586	-
44352	ISD service charge	-	-	-	39,701
44450	Postage	112	60	60	60
44550	Travel	3,354	7,573	7,573	1,651
44551	POST travel	100	1,305	1,305	3,954
44650	Training	4,334	10,446	10,446	4,256
44651	POST training	6,468	6,789	6,789	13,397
44700	Computer software	239	500	500	500
44750	Liability	417,875	434,993	434,993	359,632
44751	Insurance/surety bond premium	-	-	-	27,551
44800	Membership and dues	1,039	900	900	-
45100	Books	4,467	-	-	-
45150	Furniture & equipment	2,657	2,000	2,000	2,000
45170	Computer hardware	3,593	700	700	700
45250	Office supplies	7,947	4,900	4,900	4,900
45350	General supplies	29,949	16,000	16,000	22,364
45450	Printing and graphics	6,961	6,500	6,500	6,500
45503	Fuel - gasoline	207,496	-	-	-
46900	Business meetings	2,040	80	80	80
47000	Miscellaneous	344	400	400	400
47010	Discount earned & lost	(7)	-	-	-
	Total Maintenance & Operation	2,091,271	1,979,472	1,979,472	1,640,586
TOTAL		\$ 20,967,424	\$ 21,209,392	\$ 21,209,392	\$ 24,606,929

**CITY OF GLENDALE
POLICE DEPARTMENT
INVESTIGATIVE SERVICES
101-302-30003**

		Actual 2008-09	Adopted 2009-10	Revised 2009-10	Adopted 2010-11
SALARIES & BENEFITS					
41100	Salaries	6,828,156	6,951,087	6,951,087	7,808,218
41200	Overtime	1,172,998	980,600	980,600	1,050,985
41300	Hourly wages	16,596	-	-	-
41600-42500	Benefits	1,653,057	1,678,749	1,678,749	1,809,558
42600-42700	Retirement	1,474,242	1,542,761	1,542,761	1,656,060
	Total Salaries & Benefits	11,145,049	11,153,197	11,153,197	12,324,821
MAINTENANCE & OPERATION					
42800	Auto allowance	1,675	1,400	1,400	-
42900	Uniform allowance	77,650	82,875	82,875	85,560
43070	Lease payments	7,141	9,150	9,150	9,150
43110	Contractual services	40,417	8,600	8,600	19,500
44100	Repairs to equipment	711	-	-	-
44120	Repairs to office equip	3,478	3,410	3,410	3,410
44300	Telephone	47,884	57,000	57,000	58,000
44350	Vehicle maintenance	69,692	-	-	-
44351	Fleet / equip rental charge	-	151,948	151,948	-
44352	ISD service charge	-	-	-	21,597
44450	Postage	452	340	340	340
44550	Travel	6,847	9,030	9,030	2,670
44551	POST travel	3,742	1,557	1,557	6,393
44650	Training	6,758	12,457	12,457	6,882
44651	POST training	1,097	8,098	8,098	21,662
44700	Computer software	14,698	6,000	6,000	6,000
44750	Liability	228,998	276,199	276,199	196,607
44751	Insurance/surety bond premium	-	-	-	13,711
44800	Membership and dues	1,600	100	100	100
45100	Books	251	-	-	-
45150	Furniture & equipment	11,233	-	-	-
45170	Computer hardware	6,543	5,000	5,000	5,000
45250	Office supplies	16,141	12,645	12,645	12,745
45300	Small tools	43	-	-	-
45350	General supplies	18,280	11,600	11,600	12,000
45450	Printing and graphics	810	725	725	725
45503	Fuel - gasoline	102,502	-	-	-
46900	Business meetings	1,771	1,600	1,600	1,600
47000	Miscellaneous	151	-	-	-
47010	Discount earned & lost	(10)	-	-	-
	Total Maintenance & Operation	670,554	659,734	659,734	483,652
TOTAL		\$ 11,815,603	\$ 11,812,931	\$ 11,812,931	\$ 12,808,473

**CITY OF GLENDALE
POLICE DEPARTMENT
SUPPORT SERVICES
101-302-30004**

		Actual 2008-09	Adopted 2009-10	Revised 2009-10	Adopted 2010-11
SALARIES & BENEFITS					
41100	Salaries	7,131,145	7,110,146	7,110,146	8,431,375
41200	Overtime	610,894	510,900	510,900	418,148
41300	Hourly wages	222,850	145,317	145,317	40,000
41600-42500	Benefits	1,673,577	1,651,939	1,651,939	1,896,712
42600-42700	Retirement	1,446,512	1,518,460	1,518,460	1,722,526
	Total Salaries & Benefits	<u>11,084,978</u>	<u>10,936,762</u>	<u>10,936,762</u>	<u>12,508,761</u>
MAINTENANCE & OPERATION					
42800	Auto allowance	8,863	7,300	7,300	-
42900	Uniform allowance	95,522	99,145	99,145	102,385
43050	Repairs-bldgs & grounds	6,313	-	-	-
43070	Lease payments	4,413	4,410	4,410	4,410
43110	Contractual services	439,055	434,705	434,705	808,935
43150	Cost allocation charge	400	-	-	-
44100	Repairs to equipment	18,857	17,500	17,500	17,500
44120	Repairs to office equip	1,510	1,500	1,500	1,500
44200	Advertising	1,958	4,500	4,500	9,000
44250	Data communication	1,403	-	-	-
44300	Telephone	28,198	40,400	40,400	38,400
44350	Vehicle maintenance	(33,323)	-	-	-
44351	Fleet / equip rental charge	-	785,711	785,711	1,978,788
44352	ISD service charge	-	-	-	22,582
44450	Postage	1,245	500	500	500
44500	Support of prisoners	86,589	95,000	95,000	95,000
44550	Travel	3,120	22,701	22,701	5,848
44551	POST travel	7,704	3,914	3,914	14,002
44600	Laundry & towel service	1,880	-	-	-
44650	Training	33,989	31,312	31,312	15,073
44651	POST training	29,123	20,352	20,352	47,492
44700	Computer software	8,161	-	-	-
44750	Liability	461,534	310,361	310,361	198,884
44751	Insurance/surety bond premium	-	-	-	15,967
44800	Membership and dues	1,192	700	700	1,600
45050	Periodicals & newspapers	195	-	-	-
45100	Books	149	-	-	-
45150	Furniture & equipment	10,583	10,000	10,000	24,390
45170	Computer hardware	11,618	5,000	5,000	5,000
45250	Office supplies	18,879	11,800	11,800	11,726
45300	Small tools	429	-	-	-
45350	General supplies	78,764	65,241	65,241	64,889
45450	Printing and graphics	5,042	200	200	200
45503	Fuel - gasoline	203,731	-	-	-
45504	Fuel - diesel gas	28	-	-	-
46000	Depreciation	295,200	301,259	301,259	305,556
46900	Business meetings	1,315	1,300	1,300	1,300
47000	Miscellaneous	14,040	-	-	-
47010	Discount earned & lost	(19)	-	-	-
49050	Charges-other depts	(70,177)	-	-	-
	Total Maintenance & Operation	<u>1,777,484</u>	<u>2,274,811</u>	<u>2,274,811</u>	<u>3,790,927</u>
TOTAL		\$ 12,862,462	\$ 13,211,573	\$ 13,211,573	\$ 16,299,688

**CITY OF GLENDALE
POLICE DEPARTMENT
OFFICE OF THE CHIEF
101-302-30009**

		Actual 2008-09	Adopted 2009-10	Revised 2009-10	Adopted 2010-11
SALARIES & BENEFITS					
41100	Salaries	655,750	411,298	411,298	450,395
41200	Overtime	355,315	381,400	381,400	40,104
41300	Hourly wages	37,393	25,000	25,000	21,316
41600-42500	Benefits	183,723	141,659	141,659	104,904
42600-42700	Retirement	143,532	65,827	65,827	97,379
	Total Salaries & Benefits	1,375,713	1,025,184	1,025,184	714,098
MAINTENANCE & OPERATION					
42800	Auto allowance	315	400	400	-
42900	Uniform allowance	4,287	2,800	2,800	2,800
43110	Contractual services	2,532	1,680	1,680	1,700
43150	Cost allocation charge	605	-	-	-
44100	Repairs to equipment	45	-	-	-
44120	Repairs to office equip	720	500	500	500
44200	Advertising	180	-	-	-
44300	Telephone	6,480	4,500	4,500	4,500
44350	Vehicle maintenance	4,493	-	-	-
44351	Fleet / equip rental charge	-	16,035	16,035	-
44352	ISD service charge	-	-	-	1,270
44450	Postage	638	600	600	600
44550	Travel	6,156	4,929	4,929	1,207
44551	POST travel	-	850	850	2,890
44650	Training	2,277	6,800	6,800	3,111
44651	POST training	-	4,421	4,421	9,792
44700	Computer software	222	-	-	-
44750	Liability	50,443	40,010	40,010	11,405
44751	Insurance/surety bond premium	-	-	-	835
44800	Membership and dues	2,207	2,500	2,500	2,500
45050	Periodicals & newspapers	710	600	600	600
45150	Furniture & equipment	-	1,500	1,500	1,500
45170	Computer hardware	236	1,500	1,500	1,500
45250	Office supplies	6,236	3,500	3,500	3,500
45350	General supplies	4,161	2,556	2,556	2,556
45450	Printing and graphics	1,919	400	400	400
45503	Fuel - gasoline	6,938	-	-	-
46900	Business meetings	7,294	9,000	9,000	9,000
47000	Miscellaneous	833	-	-	-
	Total Maintenance & Operation	109,927	105,081	105,081	62,166
TOTAL		\$ 1,485,639	\$ 1,130,265	\$ 1,130,265	\$ 776,264

**CITY OF GLENDALE
POLICE DEPARTMENT
NARCOTICS FORFEITURE FUND
260-329**

		Actual 2008-09	Adopted 2009-10	Revised 2009-10	Adopted 2010-11
SALARIES & BENEFITS					
41100	Salaries	208,009	215,873	215,873	-
41200	Overtime	625	50,325	50,325	-
41300	Hourly wages	28,599	90,000	90,000	-
41600-42500	Benefits	48,429	60,882	60,882	-
42600-42700	Retirement	48,335	47,139	47,139	-
	Total Salaries & Benefits	333,997	464,219	464,219	-
MAINTENANCE & OPERATION					
42900	Uniform allowance	2,800	2,800	2,800	-
43110	Contractual services	32,650	20,064	20,064	-
44200	Advertising	59	118	118	-
44300	Telephone	5,689	4,528	4,528	-
44550	Travel	5,002	7,472	7,472	-
44650	Training	5,700	31,400	31,400	-
44750	Liability	6,930	13,329	13,329	-
45350	General supplies	-	100,000	100,000	-
46900	Business meetings	100	200	200	-
47000	Miscellaneous	133	266	266	-
	Total Maintenance & Operation	59,064	180,177	180,177	-
CAPITAL OUTLAY					
51000	Capital outlay	15,027	-	-	-
	Total Capital Outlay	15,027	-	-	-
TOTAL		\$ 408,088	\$ 644,396	\$ 644,396	\$ -

**CITY OF GLENDALE
POLICE DEPARTMENT
NARCOTIC FORFEITURE FUND
260-302**

		Actual 2008-09	Adopted 2009-10	Revised 2009-10	Adopted 2010-11
SALARIES & BENEFITS					
41100	Salaries	-	-	-	229,714
41200	Overtime	-	-	-	81,500
41600-42500	Benefits	-	-	-	62,074
42600-42700	Retirement	-	-	-	50,895
	Total Salaries & Benefits	-	-	-	424,183
MAINTENANCE & OPERATION					
42900	Uniform allowance	-	-	-	2,800
43110	Contractual services	-	-	-	142,000
44300	Telephone	-	-	-	5,000
44550	Travel	-	-	-	34,500
44650	Training	-	-	-	30,750
44700	Computer software	-	-	-	10,000
44750	Liability	-	-	-	7,781
44751	Insurance/surety bond premium	-	-	-	739
45150	Furniture & equipment	-	-	-	500,000
45170	Computer hardware	-	-	-	25,000
45350	General supplies	-	-	-	16,750
	Total Maintenance & Operation	-	-	-	775,320
CAPITAL OUTLAY					
51000	Capital outlay	-	-	-	180,000
	Total Capital Outlay	-	-	-	180,000
TOTAL		\$ -	\$ -	\$ -	\$ 1,379,503

**CITY OF GLENDALE
POLICE DEPARTMENT
NARCOTIC FORFEITURE FUND-ADMINISTRATIVE SERVICES
260-302-30001**

		Actual 2008-09	Adopted 2009-10	Revised 2009-10	Adopted 2010-11
SALARIES & BENEFITS					
41200	Overtime	-	-	-	18,000
41600-42500	Benefits	-	-	-	2,111
	Total Salaries & Benefits	-	-	-	20,111
MAINTENANCE & OPERATION					
43110	Contractual services	-	-	-	20,000
44300	Telephone	-	-	-	5,000
44550	Travel	-	-	-	20,000
44700	Computer software	-	-	-	10,000
44750	Liability	-	-	-	450
45150	Furniture & equipment	-	-	-	25,000
45170	Computer hardware	-	-	-	25,000
45350	General supplies	-	-	-	10,000
	Total Maintenance & Operation	-	-	-	115,450
CAPITAL OUTLAY					
51000	Capital outlay	-	-	-	80,000
	Total Capital Outlay	-	-	-	80,000
TOTAL		\$ -	\$ -	\$ -	\$ 215,561

**CITY OF GLENDALE
POLICE DEPARTMENT
NARCOTIC FORFEITURE FUND-FIELD SERVICES
260-302-30002**

		Actual 2008-09	Adopted 2009-10	Revised 2009-10	Adopted 2010-11
SALARIES & BENEFITS					
41100	Salaries	-	-	-	229,714
41600-42500	Benefits	-	-	-	52,517
42600-42700	Retirement	-	-	-	50,895
	Total Salaries & Benefits	-	-	-	333,126
MAINTENANCE & OPERATION					
42900	Uniform allowance	-	-	-	2,800
43110	Contractual services	-	-	-	7,000
44550	Travel	-	-	-	2,500
44650	Training	-	-	-	8,750
44750	Liability	-	-	-	5,743
44751	Insurance/surety bond premium	-	-	-	739
45350	General supplies	-	-	-	6,750
	Total Maintenance & Operation	-	-	-	34,282
TOTAL		\$ -	\$ -	\$ -	\$ 367,408

**CITY OF GLENDALE
POLICE DEPARTMENT
NARCOTIC FORFEITURE FUND-INVESTIGATIVE SERVICES
260-302-30003**

		Actual 2008-09	Adopted 2009-10	Revised 2009-10	Adopted 2010-11
SALARIES & BENEFITS					
41200	Overtime	-	-	-	15,000
41600-42500	Benefits	-	-	-	1,759
	Total Salaries & Benefits	-	-	-	16,759
MAINTENANCE & OPERATION					
44550	Travel	-	-	-	12,000
44750	Liability	-	-	-	375
	Total Maintenance & Operation	-	-	-	12,375
TOTAL		\$ -	\$ -	\$ -	\$ 29,134

**CITY OF GLENDALE
POLICE DEPARTMENT
NARCOTIC FORFEITURE FUND-SUPPORT SERVICES
260-302-30004**

		Actual 2008-09	Adopted 2009-10	Revised 2009-10	Adopted 2010-11
SALARIES & BENEFITS					
41200	Overtime	-	-	-	48,500
41600-42500	Benefits	-	-	-	5,687
	Total Salaries & Benefits	-	-	-	54,187
MAINTENANCE & OPERATION					
43110	Contractual services	-	-	-	115,000
44650	Training	-	-	-	22,000
44750	Liability	-	-	-	1,213
45150	Furniture & equipment	-	-	-	475,000
	Total Maintenance & Operation	-	-	-	613,213
CAPITAL OUTLAY					
51000	Capital outlay	-	-	-	100,000
	Total Capital Outlay	-	-	-	100,000
TOTAL		\$ -	\$ -	\$ -	\$ 767,400

**CITY OF GLENDALE
POLICE DEPARTMENT
POLICE SPECIAL GRANT FUND
261-301**

		Actual 2008-09	Adopted 2009-10	Revised 2009-10	Adopted 2010-11
SALARIES & BENEFITS					
41100	Salaries	286,011	214,974	714,974	230,014
41200	Overtime	191,674	15,970	556,680	318,675
41600-42500	Benefits	86,035	50,784	75,902	97,792
42600-42700	Retirement	64,905	45,970	45,970	50,896
	Total Salaries & Benefits	628,624	327,698	1,393,526	697,377
MAINTENANCE & OPERATION					
42900	Uniform allowance	4,200	2,800	2,800	2,800
43110	Contractual services	7,559	10,500	166,401	-
44351	Fleet / equip rental charge	-	-	6,000	-
44550	Travel	3,305	600	2,600	2,000
44650	Training	5,855	11,904	11,904	20,000
44750	Liability	10,398	5,840	16,545	13,720
44751	Insurance/surety bond premium	-	-	-	254
45150	Furniture & equipment	11,557	-	305,691	50,000
45350	General supplies	10,122	6,375	6,375	15,000
45450	Printing and graphics	-	-	58,711	100
46900	Business meetings	-	-	-	100
47000	Miscellaneous	1,693	2,109	2,109	-
	Total Maintenance & Operation	54,690	40,128	579,136	103,974
CAPITAL OUTLAY					
51000	Capital outlay	-	-	262,000	-
	Total Capital Outlay	-	-	262,000	-
TOTAL		\$ 683,314	\$ 367,826	\$ 2,234,662	\$ 801,351

**CITY OF GLENDALE
POLICE DEPARTMENT
SUPPLEMENTAL LAW ENFORCEMENT FUND
262-301**

		Actual 2008-09	Adopted 2009-10	Revised 2009-10	Adopted 2010-11
SALARIES & BENEFITS					
41100	Salaries	197,094	201,715	201,715	-
41200	Overtime	594	-	-	-
41600-42500	Benefits	43,678	44,196	44,196	-
42600-42700	Retirement	44,977	44,769	44,769	-
	Total Salaries & Benefits	286,343	290,680	290,680	-
MAINTENANCE & OPERATION					
42900	Uniform allowance	2,800	2,800	2,800	-
43110	Contractual services	-	155,000	155,000	-
44750	Liability	4,326	4,104	4,104	-
45150	Furniture & equipment	37	33,635	33,635	-
	Total Maintenance & Operation	7,162	195,539	195,539	-
TOTAL		\$ 293,506	\$ 486,219	\$ 486,219	\$ -

**CITY OF GLENDALE
POLICE DEPARTMENT
SUPPLEMENTAL LAW ENFORCEMENT FUND-FIELD SERVICES
262-302-30002**

		Actual 2008-09	Adopted 2009-10	Revised 2009-10	Adopted 2010-11
SALARIES & BENEFITS					
41100	Salaries	-	-	-	177,251
41600-42500	Benefits	-	-	-	41,166
42600-42700	Retirement	-	-	-	44,432
	Total Salaries & Benefits	-	-	-	262,849
MAINTENANCE & OPERATION					
42900	Uniform allowance	-	-	-	2,800
44750	Liability	-	-	-	4,431
44751	Insurance/surety bond premium	-	-	-	552
	Total Maintenance & Operation	-	-	-	7,783
TOTAL		\$ -	\$ -	\$ -	\$ 270,632

**CITY OF GLENDALE
POLICE DEPARTMENT
POLICE STAFF AUGMENTATION FUND-TRANSFER TO OTHER FUNDS
263-195**

		Actual 2008-09	Adopted 2009-10	Revised 2009-10	Adopted 2010-11
TRANSFERS					
48010	Transfer-General Fund	-	-	-	3,000,000
48020	Transfer-Special Revenue	-	-	-	240,000
	Total Transfers	-	-	-	3,240,000
TOTAL		\$ -	\$ -	\$ -	\$ 3,240,000

**CITY OF GLENDALE
POLICE DEPARTMENT
POLICE STAFF AUGMENTATION FUND
263-302**

		Actual 2008-09	Adopted 2009-10	Revised 2009-10	Adopted 2010-11
SALARIES & BENEFITS					
41100	Salaries	2,485,567	3,071,788	3,071,788	-
41200	Overtime	5,532	-	-	-
41600-42500	Benefits	504,104	641,236	641,236	-
42600-42700	Retirement	532,442	632,339	632,339	-
	Total Salaries & Benefits	3,527,646	4,345,363	4,345,363	-
MAINTENANCE & OPERATION					
42800	Auto allowance	100	-	-	-
42900	Uniform allowance	36,322	39,105	39,105	-
43110	Contractual services	353,100	385,000	1,018,500	-
44100	Repairs to equipment	-	202	202	-
44750	Liability	54,252	69,967	69,967	-
45150	Furniture & equipment	102	-	-	-
45250	Office supplies	-	26	26	-
45350	General supplies	6,551	6,412	6,412	-
	Total Maintenance & Operation	450,427	500,712	1,134,212	-
TOTAL		\$ 3,978,073	\$ 4,846,075	\$ 5,479,575	\$ -

**CITY OF GLENDALE
POLICE DEPARTMENT
POLICE STAFF AUGMENTATION FUND-ADMINISTRATIVE SERVICES
263-302-30001**

		Actual 2008-09	Adopted 2009-10	Revised 2009-10	Adopted 2010-11
SALARIES & BENEFITS					
41100	Salaries	84,614	397,116	397,116	-
41600-42500	Benefits	16,497	112,630	112,630	-
42600-42700	Retirement	9,446	45,744	45,744	-
	Total Salaries & Benefits	110,557	555,490	555,490	-
MAINTENANCE & OPERATION					
42900	Uniform allowance	368	3,780	3,780	-
44750	Liability	1,692	8,737	8,737	-
	Total Maintenance & Operation	2,060	12,517	12,517	-
TOTAL		\$ 112,617	\$ 568,007	\$ 568,007	\$ -

**CITY OF GLENDALE
POLICE DEPARTMENT
POLICE STAFF AUGMENTATION FUND-FIELD SERVICES
263-302-30002**

		Actual 2008-09	Adopted 2009-10	Revised 2009-10	Adopted 2010-11
SALARIES & BENEFITS					
41100	Salaries	1,831,026	2,070,537	2,070,537	-
41200	Overtime	4,789	-	-	-
41600-42500	Benefits	366,133	400,816	400,816	-
42600-42700	Retirement	422,133	477,633	477,633	-
	Total Salaries & Benefits	2,624,081	2,948,986	2,948,986	-
MAINTENANCE & OPERATION					
42900	Uniform allowance	28,442	29,400	29,400	-
44750	Liability	41,147	48,657	48,657	-
45350	General supplies	-	6,364	6,364	-
	Total Maintenance & Operation	69,589	84,421	84,421	-
TOTAL		\$ 2,693,670	\$ 3,033,407	\$ 3,033,407	\$ -

**CITY OF GLENDALE
POLICE DEPARTMENT
POLICE STAFF AUGMENTATION FUND-INVESTIGATIVE SERVICES
263-302-30003**

		Actual 2008-09	Adopted 2009-10	Revised 2009-10	Adopted 2010-11
SALARIES & BENEFITS					
41100	Salaries	126,628	155,112	155,112	-
41200	Overtime	744	-	-	-
41600-42500	Benefits	21,027	31,724	31,724	-
42600-42700	Retirement	25,896	27,943	27,943	-
	Total Salaries & Benefits	174,295	214,779	214,779	-
MAINTENANCE & OPERATION					
42900	Uniform allowance	1,563	1,725	1,725	-
44750	Liability	2,547	3,173	3,173	-
	Total Maintenance & Operation	4,110	4,898	4,898	-
TOTAL		\$ 178,405	\$ 219,677	\$ 219,677	\$ -

**CITY OF GLENDALE
POLICE DEPARTMENT
POLICE STAFF AUGMENTATION FUND-SUPPORT SERVICES
263-302-30004**

		Actual 2008-09	Adopted 2009-10	Revised 2009-10	Adopted 2010-11
SALARIES & BENEFITS					
41100	Salaries	443,299	449,023	449,023	-
41600-42500	Benefits	100,447	96,066	96,066	-
42600-42700	Retirement	74,967	81,019	81,019	-
	Total Salaries & Benefits	618,713	626,108	626,108	-
MAINTENANCE & OPERATION					
42800	Auto allowance	100	-	-	-
42900	Uniform allowance	5,950	4,200	4,200	-
43110	Contractual services	353,100	385,000	1,018,500	-
44100	Repairs to equipment	-	202	202	-
44750	Liability	8,866	9,400	9,400	-
45150	Furniture & equipment	102	-	-	-
45250	Office supplies	-	26	26	-
45350	General supplies	6,551	48	48	-
	Total Maintenance & Operation	374,669	398,876	1,032,376	-
TOTAL		\$ 993,382	\$ 1,024,984	\$ 1,658,484	\$ -

**CITY OF GLENDALE
POLICE DEPARTMENT
SPECIAL EVENTS FUND-POLICE
267-302-30009**

		Actual 2008-09	Adopted 2009-10	Revised 2009-10	Adopted 2010-11
SALARIES & BENEFITS					
41200	Overtime	-	-	576,226	605,000
41600-42500	Benefits	-	-	-	70,937
	Total Salaries & Benefits	-	-	576,226	675,937
MAINTENANCE & OPERATION					
44750	Liability	-	-	12,524	15,125
44751	Insurance/surety bond premium	-	-	-	456
	Total Maintenance & Operation	-	-	12,524	15,581
TOTAL		\$ -	\$ -	\$ 588,750	\$ 691,518

**CITY OF GLENDALE
POLICE DEPARTMENT
POLICE BUILDING PROJECT
303-301**

		Actual 2008-09	Adopted 2009-10	Revised 2009-10	Adopted 2010-11
MAINTENANCE & OPERATION					
43110	Contractual services	181,920	785,000	785,000	500,000
47050	Interest on bonds	597,741	1,200,000	1,200,000	150,000
47100	Principal	1,400,000	1,500,000	1,500,000	1,600,000
	Total Maintenance & Operation	2,179,662	3,485,000	3,485,000	2,250,000
TOTAL		\$ 2,179,662	\$ 3,485,000	\$ 3,485,000	\$ 2,250,000

**CITY OF GLENDALE
POLICE DEPARTMENT
CAPITAL IMPROVEMENT FUND-POLICE
401-301**

		Actual 2008-09	Adopted 2009-10	Revised 2009-10	Adopted 2010-11
SALARIES & BENEFITS					
41300	Hourly wages	21,485	-	-	-
41600-42500	Benefits	2,320	-	-	-
	Total Salaries & Benefits	23,805	-	-	-
MAINTENANCE & OPERATION					
44700	Computer software	21,650	-	-	-
44750	Liability	430	-	-	-
45600	A & G overhead	2,510	-	-	-
	Total Maintenance & Operation	24,589	-	-	-
CAPITAL PROJECTS					
51200	Other improvements	491,861	-	-	-
51250	Equipment	397,911	-	-	-
	Total Capital Projects	889,772	-	-	-
TOTAL		\$ 938,167	\$ -	\$ -	\$ -

**CITY OF GLENDALE
POLICE DEPARTMENT
POLICE FACILITY CONSTRUCTION FUND-TRANSFER TO OTHER FUNDS
404-195**

		Actual 2008-09	Adopted 2009-10	Revised 2009-10	Adopted 2010-11
TRANSFERS					
48040	Transfer-Capital Funds	-	1,182,000	1,182,000	-
48070	Transfer-Internal Service	-	1,000,000	1,000,000	-
	Total Transfers	-	2,182,000	2,182,000	-
TOTAL		\$ -	\$ 2,182,000	\$ 2,182,000	\$ -

**CITY OF GLENDALE
POLICE DEPARTMENT
JOINT HELICOPTER OPERATION FUND
602-311**

		Actual 2008-09	Adopted 2009-10	Revised 2009-10	Adopted 2010-11
SALARIES & BENEFITS					
41200	Overtime	-	26,000	26,000	26,000
41600-42500	Benefits	-	2,808	2,808	3,049
	Total Salaries & Benefits	-	28,808	28,808	29,049
MAINTENANCE & OPERATION					
42900	Uniform allowance	-	7,500	7,500	7,500
43050	Repairs-bldgs & grounds	-	10,000	10,000	10,000
43060	Utilities	-	36,100	36,100	36,100
43110	Contractual services	-	43,200	43,200	43,200
43150	Cost allocation charge	-	8,340	8,340	4,656
44100	Repairs to equipment	-	2,100	2,100	2,100
44120	Repairs to office equip	-	1,000	1,000	1,000
44250	Data communication	-	15,000	15,000	15,000
44300	Telephone	-	600	600	600
44350	Vehicle maintenance	-	511,979	511,979	600,735
44400	Janitorial services	-	8,000	8,000	8,000
44450	Postage	-	1,100	1,100	1,100
44550	Travel	-	2,000	2,000	2,000
44600	Laundry & towel service	-	1,100	1,100	1,100
44650	Training	-	9,000	9,000	9,000
44750	Liability	-	150,572	150,572	650
44751	Insurance/surety bond premium	-	-	-	126,286
44800	Membership and dues	-	600	600	600
45050	Periodicals & newspapers	-	1,000	1,000	1,000
45100	Books	-	1,380	1,380	1,380
45150	Furniture & equipment	-	1,000	1,000	1,000
45200	Maps and blue prints	-	300	300	300
45250	Office supplies	-	1,340	1,340	1,340
45300	Small tools	-	2,000	2,000	2,000
45350	General supplies	-	1,415	1,415	1,415
45503	Fuel - gasoline	-	246,400	246,400	246,400
46000	Depreciation	-	220,331	220,331	109,125
47000	Miscellaneous	-	1,000	1,000	1,000
	Total Maintenance & Operation	-	1,284,357	1,284,357	1,234,587
TRANSFERS					
48020	Transfer-Special Revenue	166,845	-	-	-
	Total Transfers	166,845	-	-	-
CAPITAL OUTLAY					
51000	Capital outlay	49,635	-	-	-
	Total Capital Outlay	49,635	-	-	-
TOTAL		\$ 216,480	\$ 1,313,165	\$ 1,313,165	\$ 1,263,636

**CITY OF GLENDALE
POLICE DEPARTMENT
JOINT AIR SUPPORT OPERATION FUND
703-301**

		Actual 2008-09	Adopted 2009-10	Revised 2009-10	Adopted 2010-11
MAINTENANCE & OPERATION					
42900	Uniform allowance	9,003	-	-	-
43050	Repairs-bldgs & grounds	2,631	-	-	-
43060	Utilities	31,991	-	-	-
43110	Contractual services	765	-	-	-
44250	Data communication	16,726	-	-	-
44350	Vehicle maintenance	373,573	-	-	-
44550	Travel	935	-	-	-
44600	Laundry & towel service	562	-	-	-
44650	Training	12,340	-	-	-
44750	Liability	912	-	-	-
44760	Regulatory	954	-	-	-
44800	Membership and dues	329	-	-	-
45200	Maps and blue prints	150	-	-	-
45300	Small tools	1,429	-	-	-
45350	General supplies	271	-	-	-
45503	Fuel - gasoline	117,531	-	-	-
47000	Miscellaneous	1,720	-	-	-
48501	Excess liability premium	123,670	-	-	-
	Total Maintenance & Operation	695,493	-	-	-
TOTAL		\$ 695,493	\$ -	\$ -	\$ -

POLICE
Personnel Classification Detail

Classification	Actual 2008-09	Budget 2009-10	Revised Budget 2009-10	Budget 2010-11
<u>Salaried Employees</u>				
Administrative Analyst	2.00	2.00	1.00	1.00
Assistant Police Chief	1.00	1.00	-	-
Community Service Officer	43.00	43.00	43.00	43.00
Crime Analyst	1.00	1.00	1.00	1.00
Customer Service Representative	2.00	2.00	2.00	2.00
Equipment Maintenance Supervisor	1.00	-	-	-
Equipment Mechanic Helper	1.00	-	-	-
Equipment Mechanic I	3.00	-	-	-
Equipment Service Worker	1.00	-	-	-
Forensic Specialist	5.00	5.00	5.00	5.00
Forensic Supervisor	1.00	1.00	1.00	1.00
General Counsel	1.00	1.00	1.00	-
Helicopter Mechanic	1.00	1.00	1.00	1.00
Human Resources Analyst	1.00	1.00	1.00	1.00
Information Services Project Manager	1.00	1.00	1.00	1.00
IT Applications Specialist	-	-	1.00	1.00
Jail Administrator	1.00	1.00	1.00	1.00
Office Services Secretary	2.00	2.00	3.00	3.00
Office Services Secretary (Steno)	2.00	2.00	1.00	1.00
Office Services Specialist II	3.00	3.00	3.00	3.00
Office Services Supervisor	1.00	1.00	1.00	1.00
PC Specialist	1.00	1.00	1.00	1.00
PC Specialist Supervisor	1.00	1.00	1.00	1.00
Police Budget & Prop Supervisor	1.00	1.00	1.00	1.00
Police Captain	4.00	4.00	4.00	4.00
Police Chief	1.00	1.00	1.00	1.00
Police Communication Shift Supervisor	4.00	-	-	-
Police Communications Operator	25.00	24.00	24.00	24.00
Police Communications Shift Supervisor	-	4.00	4.00	4.00
Police Custody Shift Supervisor	4.00	4.00	4.00	4.00
Police Lieutenant	10.60	10.60	10.60	10.60
Police Officer	208.00	202.00	203.00	203.00
Police Records Administrator	1.00	1.00	1.00	1.00
Police Records Shift Supervisor	3.00	3.00	3.00	3.00
Police Sergeant	37.50	36.50	36.50	36.50
Public Safety Business Administrator	1.00	1.00	1.00	1.00
Sr. Crime Analyst	1.00	1.00	1.00	1.00
Total Salaried Employees	377.10	363.10	363.10	362.10

POLICE
Personnel Classification Detail

Classification	Actual 2008-09	Budget 2009-10	Revised Budget 2009-10	Budget 2010-11
<u>Hourly Employees*</u>			**	**
Administrative Assistant	-	0.49	(1) 0.49	(1) -
Community Service Officer	-	1.70	(2) 1.70	(2) -
Hourly Background Investigator	-	0.06	(1) 0.06	(1) -
Hourly City Worker	-	-	-	2.89 (5)
Hourly Dispatcher	-	2.32	(4) 2.32	(4) -
Police Cadet	-	1.36	(4) 1.36	(4) -
STAR Program Assistant	-	0.33	(1) 0.33	(1) -
Total Hourly Employees	-	6.26	6.26	2.89
Police Total	<u>377.10</u>	<u>369.36</u>	<u>369.36</u>	<u>364.99</u>

* Hourly Employees - Data not available prior to fiscal year 2009-10

** Indicates number of positions corresponding to the stated Full-Time Equivalence (FTE)

CITY OF GLENDALE, CA

Public Works

2010 – 2011

Adopted Budget

CITY OF GLENDALE

PUBLIC WORKS

MISSION STATEMENT

To provide the highest quality public works services to the public and other city departments, balanced through our efforts to maintain a cost effective operation and to provide these services in a responsible and efficient manner.

This mission is accomplished through the prudent use of resources, technology, innovations, teamwork and coordination with other service providers in the City.

DEPARTMENT DESCRIPTION

Glendale Public Works is made up of seven Divisions:

- Administration
- Engineering
- Integrated Waste Management
- Maintenance Services
- Fleet Management
- Project Management
- Traffic and Transportation

Public Works Administration Division oversees all operations within the Public Works Department. The Administration Division is responsible for budget analysis and control, legislative review, strategic planning, coordinating special projects, and human resource management. The Environmental Management and Community Outreach Sections are also an integral part of Administration.

The ***Engineering Division*** is primarily responsible for the design and management of Capital Improvement Projects related to the City's infrastructure, such as for streets, sidewalks, curb & gutter, sewer, storm drain, corrugated metal pipe and slopes. In-house staff provides surveying, design, and construction inspection services. The Division maintains official public records such as maps, property records and property acquisition documentation, and street vacations. It also maintains and updates the City's Geographic Information Systems (GIS). The Land Development Section of the Engineering Division reviews and processes various permits and maps including grading permits, parcel and tract maps, encroachment permits and street use permits. The Survey Section of the Division provides survey data for Capital Improvement Projects and other City Departments.

The ***Integrated Waste Management Division*** (IWM) is responsible for the collection, transportation, reclamation and disposal of solid waste materials in accordance with City codes and in a manner that assures public health for the Glendale community. IWM is the exclusive service provider for the City's single family residential sector for refuse, recycling and yard trimming collection. IWM also provides commercial refuse collection to businesses and multifamily dwellings vying

CITY OF GLENDALE

PUBLIC WORKS

with over 70 private waste haulers in a competitive market. The Division collects, transports, and disposes refuse from approximately 35,500 residential and small commercial accounts every week. In addition, IWM oversees the street sweeping operation.

Maintenance Services Division is comprised of three sections: Facilities Services, Street & Field Services, and Wastewater Maintenance.

The *Facilities Services Section* is responsible for both the building maintenance and custodial services for the City's 48 facilities including the libraries, fire stations and civic center complex. Building maintenance includes HVAC maintenance, plumbing, and locksmith services. Custodial Services involve carpet cleaning, restroom maintenance, and general cleaning services.

The *Street & Field Services Section* is responsible for the maintenance of the City's streets, sidewalks, alleys, storm drains, sewers, street trees, traffic signs, street and curb paintings, and parking meters. In addition, this section oversees the maintenance of the Brand Boulevard and Montrose Shopping Park sidewalks and fixtures, and the regular maintenance of parking meters for the City of West Hollywood.

The *Wastewater Maintenance Section* is responsible for the upkeep of City's sewer and storm drain systems. This includes cleaning and inspecting sewer mains and storm drain, operating lift stations and pumping stations, and performing minor repairs.

The ***Fleet Management Division*** is responsible for the City's vehicle and equipment maintenance and automotive warehouse facilities. Fleet Management includes the Glendale Water and Power (GWP) Garage, Public Works Garage (Mechanical Maintenance Shop and Public Works Warehouse), Fire Department Garage and the Police Department Garage.

The ***Public Works Project Management Division*** oversees projects involving City facilities; serving as the Department's representative from the early planning stage through the final construction stage. The employees from the Division are experts in their respective professional fields. This pool of project management experts enables the City to provide invaluable administration of various projects.

The ***Traffic and Transportation Division*** is responsible for the City's Traffic, Transit, Parking, and Transportation Planning Programs. This Division is divided into three Sections:

1. *Traffic Engineering* oversees the Division's Capital Improvement Program, administers the Neighborhood Traffic Calming Program, manages the School Crossing Guard Program, and conducts traffic impact studies.

CITY OF GLENDALE

PUBLIC WORKS

2. *Transit Section* is responsible for the operation of the Beeline Transit System, which serves over 2 million passengers, and the Dial-a-Ride Program.
3. *Parking Section* is responsible for the operation of the Glendale Transportation Center, four parking structures and 24 City-owned lots.

The Public Works Department is responsible for the operation of many vital City facilities including the Public Works Corporation Yard, Scholl Canyon and Brand Park Landfills, and the Los Angeles/Glendale Water Reclamation Plant (LAGWRP). It is charged with maintaining a vast City infrastructure that includes 350 miles of roadway pavement, 30 miles of alleys, 600 miles of sidewalk, 700 miles of curb, 360 miles of sewer main, 232 signalized intersections and 47,000 street trees. Glendale Public Works staff is also tasked with street sweeping, grading dirt roads, repairing emergency fire roads, vehicle maintenance, refuse collection, and recycling, and clearing debris basins on Glendale hillsides.

RELATIONSHIP TO STRATEGIC GOALS

Community Services and Facilities

It is a goal of the Public Works Department to design, build and optimally maintain buildings and other City facilities that are clean, accessible, Americans with Disabilities Act (ADA) compliant, and that otherwise meet the needs of Glendale's diverse community.

Environment and Conservation

The Department promotes environmentally sound initiatives such as an award winning Recycling Program, proper maintenance of the City's landfills, air quality management, mass transit, the use of alternative fuel vehicles, "green" building practices, and National Pollutant Discharge Elimination System (NPDES) and other regulatory compliance.

Safe Community

Public Works efforts enable Glendale to be one of the safest cities in the region by ensuring infrastructure such as streets, sidewalks, sewers, alleys, storm drains, curb and gutters, and bridges are safe, well engineered, and properly maintained. The Department ensures City owned buildings in Glendale are safe and comply with current code standards. Staff also abates sources of community blight such as abandoned bulky items, weeds, and litter.

Traffic Safety

Glendale has a proactive Traffic Safety Program. It consists of a variety of measures that include traffic calming, pedestrian safety, the Glendale Safe Streets Initiative,

CITY OF GLENDALE

PUBLIC WORKS

public education campaigns, reduction of speed-induced traffic accidents with use of radar-speed display signs and installation of red-light photo enforcement technology, as well as the use of imbedded warning light systems installed at pedestrian crossings, and safety enhancements around local schools.

Transportation and Mobility

Resident surveys have shown traffic and transportation issues to be a major concern for residents of the City of Glendale. The Public Works Department has; therefore, invested heavily in its transportation and mobility services and operations. Staff has aggressively sought out and successfully attained millions of dollars in grant funding for the City, which have been used on projects to improve traffic flow. The Department provides the City with strategic transportation planning, transit and paratransit services, pedestrian safety enhancements, parking services, the Traffic Calming Program, traffic control systems and traffic related infrastructure improvements.

Utilities

A primary goal of the Public Works Department is to maintain high quality, cost-effective, and reliable utilities such as sewers and storm drains.

MAJOR ACCOMPLISHMENTS

The Public Works Department accomplished the following during the past fiscal year:

- Installed an extensive flood control system in La Crescenta area of Glendale to prevent property damage resulting from mudslides and debris flows generated in the aftermath of Station Fire
- Commenced an extensive strategic planning process for the Public Works Department that will recommend reorganization strategies to allow the Department to operate more efficiently and effectively
- Completed ADA Ramp and Sidewalk Program and Slurry Seal and Asphalt-Rubber and Aggregate Membrane (ARAM) Program to preserve the City's infrastructure and make Glendale safer.
- Hosted Public Works Open House for young students in the month of May
- Contributed to the City's efforts to improve sustainability by hosting composting workshops, managing the City's Single-Use Bag Reduction and Recycling Program, and participating in the development of the Glendale Green Building Program

CITY OF GLENDALE

PUBLIC WORKS

- Improved the City's bicycle infrastructure by applying new shared roadway markings (sharrows) and bicycle lanes on City streets, and by installing new bicycle racks
- Increased the overall condition of the City's street pavement infrastructure based on the Pavement Condition Index. This improvement is due to an investment in street reconstruction and resurfacing projects, slurry seal, and day-to-day street repair

In addition to these accomplishments, each Division completed the following:

Administration

- Received the American Public Works Association's (APWA's) 2009 Public Works Week Award for hosting the Public Works Open House at the Corporation Yard
- Prepared the Department Work Plan which describes the Department project goals for FY 2010-11
- Distributed notification letters to residents and businesses impacted by construction projects. This is part of our Community Outreach mission
- Formed the Waste Conversion Technology Project Team to analyze the potential use of this technology in the City of Glendale
- Assumed administration of Glendale's Fat, Oil and Grease (FOG) Program from GFD

Engineering

- Completed Greenbriar Road and Adjacent Streets Rehabilitation Project
- Completed Greenwich Road Reconstruction and Storm Drain Repair Project
- Completed Colorado Street Rehabilitation Project
- Completed Glendale Pavement Management System Update

Integrated Waste Management

- Collected over 70,000 tons of refuse and 12,000 tons of curbside recyclables
- Hosted the Earth Day special event in Glendale

CITY OF GLENDALE

PUBLIC WORKS

- Expanded recycling services to provide free recycling services to Glendale schools and businesses
- Implemented expansion of Household Battery Collection and Recycling Program
- Distributed green “Glendale Recycles” reusable bags at Citywide events

Maintenance Services

- Implemented a project for citywide traffic control sign inventory and street name sign replacement
- Completed City Hall Refurbishment Project
- Installed new historic neighborhood signs throughout the City as part of the Neighborhood Designation Sign Program
- Formally transitioned water-using vehicles from potable systems to reclaimed water systems and installed new purple reclaimed water hydrants throughout the City
- Implemented the Residential Mulch Program which provides Glendale residents with free mulch left over from City tree trimming operations

Fleet Management

- Provided timely repairs and preventative maintenance per the manufacturer’s specifications for all of the City’s fleet and equipment
- Internship Program recognized by Government Fleet Magazine
- Established an intern position for the motor shop at the Police Garage to provide formal and hands-on education for a young person to learn motorcycle maintenance, help reduce the backlog of motorcycle maintenance, and build bench strength for the motor shop
- GWP fleet was recognized as one of the Top 100 Fleets in North America
- An ongoing Fuel Additive Test Program was implemented at the GWP Garage. This Program reduces the annual carbon output of the GWP fleet by 160,000 lbs

Project Management

- Completed the Construction of a 19,000 square feet Compressed Natural Gas Fueling Station, consisting of one fuel island with two fuel hose dispensers capable of fueling four buses at once

CITY OF GLENDALE

PUBLIC WORKS

Traffic and Transportation

- Installed traffic signals at the intersections of Central Avenue and Maple Street, Chevy Chase Drive and Harvard Street, and Wilson Avenue and Sinclair Avenue
- Installed traffic signals on Monterey Road at the intersections of Louise Street, Jackson Street, and Geneva Street
- Installed multi-space parking meters in City owned downtown parking lots
- Completed statistical data for ridership, productivity and performance of Beeline routes and produced recommendations for an updated Beeline service deployment plan
- Installed bike racks at all six City Library locations; Cedar Mini Park; and R.D. White Elementary School

FUTURE OUTLOOK

The ***Administration Division*** will continue its commitment to the proper stewardship of Environmental Management operations and its Community Outreach initiatives in light of budget challenges. This means that the staff will continue to pursue new technologies and policies that allow the Department to “Go Green.” Waste conversion is being analyzed as a potential waste diversion strategy for Glendale. Regulatory compliance in the areas of NPDES, air quality, and ADA serve as salient priorities in the Division; capable staff have been assigned to address these issues. In addition, the Division will continue to emphasize good customer service and to reach out to the community and further share the Department mission through its operations and human resources.

The ***Engineering Division***, due to the suspension of the General Fund monies to the Street Capital Improvement Program, will utilize Gas Tax Funds to complete street improvement projects such as resurfacing and reconstruction. In FY 2010-11, Engineering Staff will be completing projects funded by the American Recovery and Rehabilitation Act (ARRA).

The ***Integrated Waste Management Division*** will continue to provide low-cost refuse collection and recycling services to Glendale residents. Staff expects State diversion regulations to become more stringent in the near future. For this reason, staff is examining large-scale food waste composting services and improving recycling levels for Glendale businesses and in multi-unit apartment buildings. Along with running Compressed Natural Gas refuse vehicles, the City is developing a Zero Waste Strategic Action Plan that will be in concert with meeting and ultimately, exceeding the City’s sustainability goals.

CITY OF GLENDALE

PUBLIC WORKS

The **Maintenance Services Division** will continue to provide high quality infrastructure maintenance services for the City. The Department will complete numerous projects including a sign inventory and street name sign replacement project and an overhaul of a storm water pumping station.

The new **Fleet Management Division** is charged with providing its internal customers with quality services at fair and competitive prices. Staff is working on a fleet verification and cost analysis process that will conclude with the establishment of new rental rates for maintenance services that will be charged to the Division's customers.

As more and more alternative fuel powered vehicles are introduced into Glendale's fleet, the Division may need to make an additional investment in training and facility upgrades. Fleet Management staff is committed to keeping up with industry standards and legislation that may impact its operations as well as promote the development of "green" fleet policies.

The **Project Management Division** will likely experience a reduced number of projects due to the reductions in the CIP budget. The Division is progressing with the Brand Library and Art Center Seismic Rehabilitation Project, the Fire Station 26 and Casa Verdugo Library Remodel, and the Community Services Building Remodel. In addition, the Division will continue to strive to provide excellent project management based services to other City Departments.

The **Traffic & Transportation Division** will continue to provide optimal traffic, transit, parking, and transportation planning programs. A special focus, reflecting the needs of the community, will be placed on traffic calming and pedestrian safety measures.

The Division has received grants to develop a comprehensive Safe Route to School Plan to improve safety for K-8 students who walk, and/or bicycle, to school at various school locations. The safety improvements will be completed by June 2011. Staff is applying for an additional grant for the Phase II of the Safe Route to School Plan for more safety improvements.

The Division is using grant funding to update the City's Bikeway Master Plan (BMP). Local governments are required to update their bikeway plans every five years in order to qualify for bicycle infrastructure improvements funds.

Lastly, Traffic and Transportation Staff will complete the numerous ARRA funded projects which includes new traffic signals and traffic signal controller conversions.

**CITY OF GLENDALE
SUMMARY OF APPROPRIATIONS
PUBLIC WORKS DEPARTMENT**

	Actual 2008-09	Adopted 2009-10	Revised 2009-10	Adopted 2010-11
General Fund				
Administration (101-502)	683,641	692,402	692,402	1,918,640
Engineering (101-511)	2,801,242	2,889,683	2,889,683	2,879,281
Corporation Yard (101-531)	114,870	112,359	112,359	112,484
Custodial Services (101-532)	819,358	1,064,938	1,064,938	1,321,909
Building Services (101-533)	2,330,635	2,801,172	2,801,172	2,962,870
Maintenance SVC Administration (101-534)	322,961	359,652	359,652	500,238
Street Maintenance (101-535)	1,360,938	1,817,190	2,157,190	1,708,329
Sidewalk Maintenance (101-536)	1,610,123	2,764,586	2,764,586	2,771,464
Street Trees Maintenance (101-537)	1,430,175	1,657,675	1,657,675	1,672,551
Mechanical Maintenance (101-541)	1,396,718	2,412,414	2,412,414	2,412,414
Warehouse (101-542)	107,744	119,617	119,617	137,555
Traffic Engineering (101-552)	1,247,197	1,067,665	1,067,665	1,108,228
Traffic Signals (101-553)	1,240,187	1,161,478	1,161,478	932,483
Traffic Safety Control (101-554)	452,000	497,744	497,744	506,423
Total General Fund	\$ 15,917,788	\$ 19,418,575	\$ 19,758,575	\$ 20,944,869
Other Funds				
Local Transit Assistance Fund				
Administration (250-501)	255,074	87,000	87,000	37,000
Prop A Local Return (250-551)	554,929	792,455	797,455	868,857
Prop C Funds (250-557)	960,118	930,637	935,637	990,457
Transit (250-558)	7,421,255	8,273,914	8,273,914	8,626,349
Total Local Transit Assistance Fund	9,191,376	10,084,006	10,094,006	10,522,663
Air Quality Improvement Fund (251-556)	310,490	323,927	323,927	318,496
San Fernando Landscape District Fund (253-537)	24,260	39,400	39,400	40,000
Capital Leases Fund (306-501)	1,149,274	1,392,062	1,392,062	1,392,062
Capital Improvement Fund (401-501)	16,053,386	5,704,608	9,045,976	-
State Gas Tax Fund (402-501)	7,940,576	5,125,000	5,835,970	5,163,000
Parking Fund				
Administration (520-501)	1,217	530,000	590,000	-
Downtown Parking (520-561)	1,290,077	1,977,640	2,148,430	2,091,206
Montrose Parking (520-562)	155,927	192,952	192,952	173,389
Parking Garages (520-563)	2,665,707	2,791,287	2,791,287	2,832,145
Parking Citations (520-564)	2,328,974	2,799,566	2,799,566	2,978,710
Total Parking Fund	6,441,902	8,291,445	8,522,235	8,075,450
Sewer Fund				
Administration (525-501)	320,565	16,120,000	16,120,000	14,750,000
Wastewater Management (525-581)	9,678,980	13,013,089	16,156,249	15,820,388
Stormwater Management (525-582)	267,984	372,804	372,804	390,241
Wastewater Maintenance (525-583)	1,798,704	2,592,552	2,762,044	3,362,927
Total Sewer Fund	12,066,232	32,098,445	35,411,097	34,323,556
Refuse Disposal Fund				
Administration (530-501)	-	250,000	250,000	1,020,000
Landfill Management (530-571)	1,048,615	1,538,899	1,828,899	1,428,859
Recycling Waste Reduction (530-572)	2,439,383	2,752,785	2,952,785	2,937,487
Refuse Collection (530-573)	11,706,593	13,989,368	14,090,683	14,761,046
Street Sweeping (530-574)	1,034,342	1,843,363	1,843,363	1,404,988
Total Refuse Disposal Fund	16,228,933	20,374,415	20,965,730	21,552,380

**CITY OF GLENDALE
SUMMARY OF APPROPRIATIONS
PUBLIC WORKS DEPARTMENT**

	Actual 2008-09	Adopted 2009-10	Revised 2009-10	Adopted 2010-11
Fleet / Equipment Mgmt Fund				
Public Works Garage (601-541)	642,661	11,337,130	13,920,241	13,322,373
Police Garage (601-543)	430,336	-	-	818,127
Fire Garage (601-544)	2,546,261	-	-	568,095
GWP Garage (601-545)	-	-	-	2,233,675
Total Fleet / Equipment Mgmt Fund	3,619,258	11,337,130	13,920,241	16,942,270
Total Other Funds	\$ 73,025,687	\$ 94,770,438	\$ 105,550,644	\$ 98,329,877
<u>Transfers</u>				
Parking Fund (520-195)	1,900,000	1,900,000	1,900,000	1,900,000
Sewer Fund (525-195)	1,135,000	-	-	-
Refuse Fund (530-195)	500,000	-	-	1,000,000
Fleet/Equipment Management Fund (601)	-	1,000,000	1,000,000	500,000
Total Transfers	\$ 3,535,000	\$ 2,900,000	\$ 2,900,000	\$ 3,400,000
Department Grand Total	\$ 92,478,475	\$ 117,089,013	\$ 128,209,219	\$ 122,674,746

**CITY OF GLENDALE
PUBLIC WORKS DEPARTMENT
ADMINISTRATION
101-502**

		Actual 2008-09	Adopted 2009-10	Revised 2009-10	Adopted 2010-11
SALARIES & BENEFITS					
41100	Salaries	493,296	494,928	494,928	788,541
41600-42500	Benefits	87,314	87,503	87,503	156,352
42600-42700	Retirement	55,047	57,011	57,011	91,898
	Total Salaries & Benefits	635,656	639,442	639,442	1,036,791
MAINTENANCE & OPERATION					
42800	Auto allowance	11,160	11,160	11,160	11,160
43110	Contractual services	9,758	-	-	-
43150	Cost allocation charge	48	-	-	-
44120	Repairs to office equip	378	500	500	1,000
44300	Telephone	1,223	1,223	1,223	2,500
44352	ISD service charge	-	-	-	821,628
44450	Postage	413	500	500	1,200
44550	Travel	2,355	2,310	2,310	2,500
44650	Training	-	2,500	2,500	2,500
44700	Computer software	-	500	500	1,000
44750	Liability	11,099	12,163	12,163	17,348
44751	Insurance/surety bond premium	-	-	-	801
44800	Membership and dues	1,389	1,220	1,220	1,500
45100	Books	106	-	-	-
45150	Furniture & equipment	-	500	500	2,000
45170	Computer hardware	-	-	-	500
45250	Office supplies	3,126	10,500	10,500	6,000
45350	General supplies	419	5,884	5,884	6,000
45450	Printing and graphics	4,750	-	-	-
46900	Business meetings	1,493	2,000	2,000	2,212
47000	Miscellaneous	268	2,000	2,000	2,000
	Total Maintenance & Operation	47,985	52,960	52,960	881,849
TOTAL		\$ 683,641	\$ 692,402	\$ 692,402	\$ 1,918,640

**CITY OF GLENDALE
PUBLIC WORKS DEPARTMENT
ENGINEERING
101-511**

		Actual 2008-09	Adopted 2009-10	Revised 2009-10	Adopted 2010-11
SALARIES & BENEFITS					
41100	Salaries	3,097,315	3,393,542	3,393,542	3,339,861
41200	Overtime	32,347	9,612	9,612	9,612
41300	Hourly wages	87,495	1,246	1,246	1,246
41600-42500	Benefits	456,176	532,267	532,267	525,262
42600-42700	Retirement	354,776	390,807	390,807	389,133
42799	Salary charges out	(1,484,937)	(1,650,000)	(1,650,000)	(1,650,000)
	Total Salaries & Benefits	2,543,173	2,677,474	2,677,474	2,615,114
MAINTENANCE & OPERATION					
42800	Auto allowance	13,649	9,900	9,900	5,280
43090	Equipment usage	848	1,000	1,000	2,000
43110	Contractual services	83,644	15,500	15,500	15,500
43111	Construction services	-	10,000	10,000	10,000
43150	Cost allocation charge	48	-	-	-
44100	Repairs to equipment	3,659	2,700	2,700	3,000
44120	Repairs to office equip	6,904	20,200	20,200	15,000
44300	Telephone	3,612	3,612	3,612	7,000
44350	Vehicle maintenance	812	-	-	-
44352	ISD service charge	-	-	-	49,928
44450	Postage	3,229	2,700	2,700	5,000
44550	Travel	-	2,310	2,310	-
44600	Laundry & towel service	1,326	1,900	1,900	1,200
44650	Training	6,883	7,000	7,000	7,000
44700	Computer software	807	10,500	10,500	10,500
44750	Liability	82,066	81,326	81,326	73,573
44751	Insurance/surety bond premium	-	-	-	3,441
44800	Membership and dues	435	1,700	1,700	2,000
45050	Periodicals & newspapers	-	200	200	-
45100	Books	1,202	500	500	500
45150	Furniture & equipment	11,268	800	800	5,000
45170	Computer hardware	2,360	4,000	4,000	5,000
45200	Maps and blue prints	472	1,000	1,000	1,000
45250	Office supplies	17,075	20,013	20,013	20,000
45300	Small tools	485	1,000	1,000	1,000
45350	General supplies	3,701	11,000	11,000	15,000
45450	Printing and graphics	23	-	-	-
45600	A & G overhead	7,134	-	-	-
46900	Business meetings	120	600	600	1,245
47000	Miscellaneous	739	2,748	2,748	5,000
49050	Charges-other depts	(9,433)	-	-	-
	Total Maintenance & Operation	243,069	212,209	212,209	264,167
CAPITAL OUTLAY					
51000	Capital outlay	15,000	-	-	-
	Total Capital Outlay	15,000	-	-	-
TOTAL		\$ 2,801,242	\$ 2,889,683	\$ 2,889,683	\$ 2,879,281

**CITY OF GLENDALE
PUBLIC WORKS DEPARTMENT
CORPORATION YARD
101-531**

		Actual 2008-09	Adopted 2009-10	Revised 2009-10	Adopted 2010-11
MAINTENANCE & OPERATION					
43050	Repairs-bldgs & grounds	-	500	500	500
43060	Utilities	81,453	88,711	88,711	88,711
43110	Contractual services	25,876	-	-	-
44100	Repairs to equipment	970	4,500	4,500	4,500
44300	Telephone	290	290	290	290
44350	Vehicle maintenance	361	-	-	-
44351	Fleet / equip rental charge	-	123	123	123
44400	Janitorial services	-	1,000	1,000	1,000
44751	Insurance/surety bond premium	-	-	-	125
45150	Furniture & equipment	1,673	-	-	-
45250	Office supplies	964	1,000	1,000	1,000
45350	General supplies	3,283	16,235	16,235	16,235
	Total Maintenance & Operation	114,870	112,359	112,359	112,484
TOTAL		\$ 114,870	\$ 112,359	\$ 112,359	\$ 112,484

**CITY OF GLENDALE
PUBLIC WORKS DEPARTMENT
CUSTODIAL SERVICES
101-532**

		Actual 2008-09	Adopted 2009-10	Revised 2009-10	Adopted 2010-11
SALARIES & BENEFITS					
41100	Salaries	656,264	831,969	831,969	843,597
41200	Overtime	23,001	2,588	2,588	2,588
41300	Hourly wages	17,143	2,420	2,420	2,420
41600-42500	Benefits	173,051	215,741	215,741	227,242
42600-42700	Retirement	75,999	95,835	95,835	98,747
42799	Salary charges out	(237,723)	(230,000)	(230,000)	-
	Total Salaries & Benefits	707,734	918,553	918,553	1,174,594
MAINTENANCE & OPERATION					
42800	Auto allowance	1,584	2,200	2,200	1,584
43050	Repairs-bldgs & grounds	361	-	-	-
43110	Contractual services	1,285	25,000	25,000	25,000
44120	Repairs to office equip	-	300	300	300
44300	Telephone	815	815	815	1,200
44351	Fleet / equip rental charge	-	1,000	1,000	1,000
44352	ISD service charge	-	-	-	6,226
44400	Janitorial services	112,278	86,000	86,000	86,000
44450	Postage	-	100	100	100
44600	Laundry & towel service	1,872	3,800	3,800	3,800
44750	Liability	24,480	25,201	25,201	18,669
44751	Insurance/surety bond premium	-	-	-	1,236
45150	Furniture & equipment	-	200	200	200
45250	Office supplies	-	500	500	500
45300	Small tools	-	500	500	500
45350	General supplies	-	400	400	500
47000	Miscellaneous	-	369	369	500
49050	Charges-other depts	(31,049)	-	-	-
	Total Maintenance & Operation	111,625	146,385	146,385	147,315
TOTAL		\$ 819,358	\$ 1,064,938	\$ 1,064,938	\$ 1,321,909

**CITY OF GLENDALE
PUBLIC WORKS DEPARTMENT
BUILDING SERVICES
101-533**

		Actual 2008-09	Adopted 2009-10	Revised 2009-10	Adopted 2010-11
SALARIES & BENEFITS					
41100	Salaries	1,036,759	1,212,600	1,212,600	1,234,262
41200	Overtime	10,960	6,409	6,409	6,409
41300	Hourly wages	17,519	807	807	807
41600-42500	Benefits	241,262	292,588	292,588	292,045
42600-42700	Retirement	117,112	139,403	139,403	143,877
42799	Salary charges out	(111,815)	(110,000)	(110,000)	-
	Total Salaries & Benefits	1,311,797	1,541,807	1,541,807	1,677,400
MAINTENANCE & OPERATION					
42800	Auto allowance	3,696	3,696	3,696	3,696
42900	Uniform allowance	163	-	-	-
43050	Repairs-bldgs & grounds	308,852	361,992	361,992	361,992
43060	Utilities	404,999	344,951	344,951	344,951
43110	Contractual services	270,965	405,000	405,000	405,000
43150	Cost allocation charge	48	-	-	-
44120	Repairs to office equip	166	500	500	500
44300	Telephone	815	815	815	3,000
44350	Vehicle maintenance	435	-	-	-
44352	ISD service charge	-	-	-	28,818
44450	Postage	336	1,400	1,400	490
44600	Laundry & towel service	1,237	3,300	3,300	1,120
44700	Computer software	-	500	500	500
44750	Liability	96,088	103,716	103,716	27,313
44751	Insurance/surety bond premium	-	-	-	73,690
44800	Membership and dues	676	400	400	800
45050	Periodicals & newspapers	323	-	-	300
45100	Books	-	500	500	-
45150	Furniture & equipment	-	200	200	-
45200	Maps and blue prints	-	200	200	-
45250	Office supplies	3,456	5,000	5,000	6,000
45300	Small tools	-	800	800	800
45350	General supplies	5,442	25,425	25,425	25,500
47000	Miscellaneous	6	970	970	1,000
47010	Discount earned & lost	(266)	-	-	-
49050	Charges-other depts	(78,600)	-	-	-
	Total Maintenance & Operation	1,018,838	1,259,365	1,259,365	1,285,470
TOTAL		\$ 2,330,635	\$ 2,801,172	\$ 2,801,172	\$ 2,962,870

**CITY OF GLENDALE
PUBLIC WORKS DEPARTMENT
MAINTENANCE SVC ADMINISTRATION
101-534**

		Actual 2008-09	Adopted 2009-10	Revised 2009-10	Adopted 2010-11
SALARIES & BENEFITS					
41100	Salaries	222,751	261,631	241,631	307,189
41600-42500	Benefits	29,112	36,322	36,322	46,696
42600-42700	Retirement	24,903	30,020	30,020	35,714
	Total Salaries & Benefits	276,766	327,973	307,973	389,599
MAINTENANCE & OPERATION					
43060	Utilities	15,932	-	-	-
43110	Contractual services	4,733	2,200	22,200	2,200
43150	Cost allocation charge	53	-	-	-
44120	Repairs to office equip	923	300	300	-
44300	Telephone	2,505	2,505	2,505	2,505
44351	Fleet / equip rental charge	-	100	100	100
44352	ISD service charge	-	-	-	78,181
44450	Postage	298	600	600	600
44550	Travel	870	847	847	1,000
44700	Computer software	342	5,600	5,600	5,600
44750	Liability	6,154	6,396	6,396	6,758
44751	Insurance/surety bond premium	-	-	-	417
44800	Membership and dues	620	200	200	400
45100	Books	202	100	100	100
45150	Furniture & equipment	1,261	100	100	-
45170	Computer hardware	265	-	-	-
45200	Maps and blue prints	-	100	100	-
45250	Office supplies	6,973	7,000	7,000	7,000
45350	General supplies	2,188	4,830	4,830	4,830
46900	Business meetings	1,211	300	300	300
47000	Miscellaneous	1,664	501	501	648
	Total Maintenance & Operation	46,195	31,679	51,679	110,639
TOTAL		\$ 322,961	\$ 359,652	\$ 359,652	\$ 500,238

**CITY OF GLENDALE
PUBLIC WORKS DEPARTMENT
STREET MAINTENANCE
101-535**

		Actual 2008-09	Adopted 2009-10	Revised 2009-10	Adopted 2010-11
SALARIES & BENEFITS					
41100	Salaries	836,509	1,056,587	1,121,587	1,044,850
41200	Overtime	12,502	15,123	15,123	15,123
41600-42500	Benefits	188,527	249,573	249,573	260,219
42600-42700	Retirement	94,968	121,278	121,278	121,533
42799	Salary charges out	-	-	-	(116,000)
	Total Salaries & Benefits	1,132,505	1,442,561	1,507,561	1,325,725
MAINTENANCE & OPERATION					
42800	Auto allowance	13	-	-	-
42900	Uniform allowance	2,085	2,535	2,535	2,535
43050	Repairs-bldgs & grounds	876	-	-	-
43060	Utilities	48,717	52,621	52,621	52,621
43110	Contractual services	33,841	30,500	30,500	30,500
43111	Construction services	-	110,000	110,000	110,000
44100	Repairs to equipment	-	500	500	-
44352	ISD service charge	-	-	-	6,321
44750	Liability	25,364	26,649	26,649	23,320
44751	Insurance/surety bond premium	-	-	-	4,983
45100	Books	-	-	-	100
45150	Furniture & equipment	2,500	-	-	-
45170	Computer hardware	246	-	-	-
45250	Office supplies	147	1,213	1,213	1,000
45300	Small tools	-	400	400	400
45350	General supplies	114,166	149,250	424,250	149,250
46900	Business meetings	90	100	100	500
47000	Miscellaneous	388	861	861	1,074
	Total Maintenance & Operation	228,433	374,629	649,629	382,604
TOTAL		\$ 1,360,938	\$ 1,817,190	\$ 2,157,190	\$ 1,708,329

**CITY OF GLENDALE
PUBLIC WORKS DEPARTMENT
SIDEWALK MAINTENANCE
101-536**

		Actual 2008-09	Adopted 2009-10	Revised 2009-10	Adopted 2010-11
SALARIES & BENEFITS					
41100	Salaries	808,383	948,847	948,847	945,050
41200	Overtime	4,209	3,735	3,735	3,735
41600-42500	Benefits	217,878	268,795	268,795	271,196
42600-42700	Retirement	90,356	109,229	109,229	110,306
	Total Salaries & Benefits	1,120,826	1,330,606	1,330,606	1,330,287
MAINTENANCE & OPERATION					
42900	Uniform allowance	2,250	2,850	2,850	-
43050	Repairs-bldgs & grounds	4,095	4,000	4,000	4,000
43110	Contractual services	273,739	249,889	249,889	249,889
43111	Construction services	46,776	1,100,000	1,100,000	1,100,000
44300	Telephone	-	-	-	400
44350	Vehicle maintenance	213	-	-	-
44352	ISD service charge	-	-	-	5,875
44450	Postage	36	-	-	-
44750	Liability	86,453	22,676	22,676	20,873
44751	Insurance/surety bond premium	-	-	-	3,125
45170	Computer hardware	250	-	-	-
45250	Office supplies	560	192	192	200
45350	General supplies	74,509	53,950	53,950	53,950
46900	Business meetings	161	100	100	200
47000	Miscellaneous	257	323	323	2,665
	Total Maintenance & Operation	489,297	1,433,980	1,433,980	1,441,177
TOTAL		\$ 1,610,123	\$ 2,764,586	\$ 2,764,586	\$ 2,771,464

**CITY OF GLENDALE
PUBLIC WORKS DEPARTMENT
STREET TREES MAINTENANCE
101-537**

		Actual 2008-09	Adopted 2009-10	Revised 2009-10	Adopted 2010-11
SALARIES & BENEFITS					
41100	Salaries	621,960	680,836	680,836	668,596
41200	Overtime	14,865	7,049	7,049	7,049
41300	Hourly wages	28,690	162	162	162
41600-42500	Benefits	171,671	189,852	189,852	195,809
42600-42700	Retirement	72,813	78,593	78,593	78,057
	Total Salaries & Benefits	909,998	956,492	956,492	949,673
MAINTENANCE & OPERATION					
42900	Uniform allowance	1,500	1,650	1,650	-
43060	Utilities	8,043	10,730	10,730	10,000
43110	Contractual services	446,650	492,670	492,670	510,500
43111	Construction services	9,434	136,000	136,000	136,000
44100	Repairs to equipment	2,612	1,000	1,000	1,000
44300	Telephone	-	-	-	1,000
44352	ISD service charge	-	-	-	3,652
44600	Laundry & towel service	-	200	200	200
44750	Liability	15,748	16,539	16,539	14,868
44751	Insurance/surety bond premium	-	-	-	1,883
44800	Membership and dues	319	550	550	500
45170	Computer hardware	250	-	-	-
45250	Office supplies	451	673	673	1,000
45350	General supplies	33,123	39,850	39,850	40,000
46900	Business meetings	280	100	100	675
47000	Miscellaneous	1,767	1,221	1,221	1,600
	Total Maintenance & Operation	520,177	701,183	701,183	722,878
TOTAL		\$ 1,430,175	\$ 1,657,675	\$ 1,657,675	\$ 1,672,551

**CITY OF GLENDALE
PUBLIC WORKS DEPARTMENT
MECHANICAL MAINTENANCE
101-541**

		Actual 2008-09	Adopted 2009-10	Revised 2009-10	Adopted 2010-11
SALARIES & BENEFITS					
41100	Salaries	1,120,193	-	-	-
41200	Overtime	9,632	-	-	-
41300	Hourly wages	42,815	-	-	-
41600-42500	Benefits	234,146	-	-	-
42600-42700	Retirement	129,078	-	-	-
42799	Salary charges out	(1,194,635)	-	-	-
	Total Salaries & Benefits	341,229	-	-	-
MAINTENANCE & OPERATION					
42800	Auto allowance	3,432	-	-	-
42900	Uniform allowance	2,250	-	-	-
43080	Rent	198	-	-	-
43110	Contractual services	12,652	-	-	-
44100	Repairs to equipment	1,940	-	-	-
44120	Repairs to office equip	84	-	-	-
44300	Telephone	1,748	-	-	-
44350	Vehicle maintenance	611,291	-	-	-
44351	Fleet / equip rental charge	-	2,412,414	2,412,414	2,412,414
44450	Postage	392	-	-	-
44550	Travel	67	-	-	-
44600	Laundry & towel service	6,660	-	-	-
44650	Training	1,878	-	-	-
44700	Computer software	159	-	-	-
44750	Liability	133,251	-	-	-
44760	Regulatory	3,000	-	-	-
45250	Office supplies	3,155	-	-	-
45300	Small tools	20,425	-	-	-
45350	General supplies	38,229	-	-	-
45502	Fuel-natural gas	213,924	-	-	-
45503	Fuel - gasoline	367,488	-	-	-
45504	Fuel - diesel gas	502,207	-	-	-
46000	Depreciation	386,737	-	-	-
46900	Business meetings	142	-	-	-
47010	Discount earned & lost	(171)	-	-	-
49050	Charges-other depts	(1,255,648)	-	-	-
	Total Maintenance & Operation	1,055,489	2,412,414	2,412,414	2,412,414
TOTAL		\$ 1,396,718	\$ 2,412,414	\$ 2,412,414	\$ 2,412,414

**CITY OF GLENDALE
PUBLIC WORKS DEPARTMENT
WAREHOUSE
101-542**

		Actual 2008-09	Adopted 2009-10	Revised 2009-10	Adopted 2010-11
SALARIES & BENEFITS					
41100	Salaries	76,415	84,338	84,338	104,285
41200	Overtime	1,051	-	-	-
41600-42500	Benefits	12,853	18,416	18,416	13,039
42600-42700	Retirement	9,019	9,563	9,563	12,036
	Total Salaries & Benefits	99,338	112,317	112,317	129,360
MAINTENANCE & OPERATION					
42800	Auto allowance	528	528	528	-
43110	Contractual services	-	1,000	1,000	1,000
44300	Telephone	524	524	524	525
44350	Vehicle maintenance	5,385	-	-	-
44351	Fleet / equip rental charge	-	1,039	1,039	1,039
44352	ISD service charge	-	-	-	476
44450	Postage	13	-	-	-
44700	Computer software	-	200	200	200
44750	Liability	1,765	2,012	2,012	2,294
44751	Insurance/surety bond premium	-	-	-	137
45150	Furniture & equipment	-	200	200	524
45250	Office supplies	513	300	300	500
45350	General supplies	647	500	500	500
47000	Miscellaneous	-	997	997	1,000
47010	Discount earned & lost	(968)	-	-	-
	Total Maintenance & Operation	8,406	7,300	7,300	8,195
TOTAL		\$ 107,744	\$ 119,617	\$ 119,617	\$ 137,555

**CITY OF GLENDALE
PUBLIC WORKS DEPARTMENT
TRAFFIC ENGINEERING
101-552**

		Actual 2008-09	Adopted 2009-10	Revised 2009-10	Adopted 2010-11
SALARIES & BENEFITS					
41100	Salaries	755,155	752,904	752,904	765,684
41200	Overtime	20,710	3,846	3,846	3,846
41300	Hourly wages	242,996	-	-	-
41600-42500	Benefits	130,487	132,154	132,154	134,424
42600-42700	Retirement	111,295	87,445	87,445	89,371
42799	Salary charges out	(348,102)	(400,000)	(400,000)	(400,000)
	Total Salaries & Benefits	912,541	576,349	576,349	593,325
MAINTENANCE & OPERATION					
42800	Auto allowance	6,286	5,458	5,458	5,280
43050	Repairs-bldgs & grounds	1,848	-	-	-
43060	Utilities	712	810	810	810
43110	Contractual services	239,723	376,300	376,300	378,316
43111	Construction services	46,505	75,000	75,000	75,000
43150	Cost allocation charge	48	-	-	-
44120	Repairs to office equip	29	2,100	2,100	-
44300	Telephone	2,621	2,621	2,621	3,500
44350	Vehicle maintenance	1,456	-	-	-
44352	ISD service charge	-	-	-	23,589
44400	Janitorial services	(49)	-	-	-
44450	Postage	2,501	1,400	1,400	2,000
44550	Travel	1,601	-	-	-
44650	Training	50	-	-	-
44700	Computer software	-	1,600	1,600	416
44750	Liability	20,065	18,167	18,167	16,930
44751	Insurance/surety bond premium	-	-	-	1,235
44800	Membership and dues	2,231	1,200	1,200	2,000
45100	Books	317	300	300	300
45150	Furniture & equipment	2,553	1,100	1,100	1,000
45200	Maps and blue prints	-	800	800	-
45250	Office supplies	3,944	2,800	2,800	2,800
45350	General supplies	1,359	900	900	1,084
45503	Fuel - gasoline	40	-	-	-
45600	A & G overhead	273	-	-	-
46900	Business meetings	545	-	-	299
47000	Miscellaneous	-	760	760	344
	Total Maintenance & Operation	334,657	491,316	491,316	514,903
TOTAL		\$ 1,247,197	\$ 1,067,665	\$ 1,067,665	\$ 1,108,228

**CITY OF GLENDALE
PUBLIC WORKS DEPARTMENT
TRAFFIC SIGNALS
101-553**

		Actual 2008-09	Adopted 2009-10	Revised 2009-10	Adopted 2010-11
MAINTENANCE & OPERATION					
43050	Repairs-bldgs & grounds	1,882	-	-	-
43060	Utilities	322,202	280,783	280,783	-
43090	Equipment usage	900	-	-	-
43110	Contractual services	784,069	757,100	757,100	807,800
43111	Construction services	129,001	120,000	120,000	120,000
44120	Repairs to office equip	-	100	100	100
44300	Telephone	815	815	815	815
44450	Postage	-	100	100	100
44750	Liability	181	196	196	-
44751	Insurance/surety bond premium	-	-	-	1,284
44800	Membership and dues	-	100	100	100
45100	Books	110	-	-	-
45170	Computer hardware	202	-	-	-
45250	Office supplies	77	800	800	800
45350	General supplies	33	1,300	1,300	1,300
46900	Business meetings	715	-	-	-
47000	Miscellaneous	-	184	184	184
	Total Maintenance & Operation	1,240,187	1,161,478	1,161,478	932,483
TOTAL		\$ 1,240,187	\$ 1,161,478	\$ 1,161,478	\$ 932,483

**CITY OF GLENDALE
PUBLIC WORKS DEPARTMENT
TRAFFIC SAFETY CONTROL
101-554**

		Actual 2008-09	Adopted 2009-10	Revised 2009-10	Adopted 2010-11
SALARIES & BENEFITS					
41100	Salaries	223,886	271,003	271,003	270,016
41200	Overtime	7,537	26,043	26,043	26,043
41600-42500	Benefits	46,823	59,769	59,769	67,136
42600-42700	Retirement	25,083	31,217	31,217	31,516
	Total Salaries & Benefits	303,329	388,032	388,032	394,711
MAINTENANCE & OPERATION					
42900	Uniform allowance	548	700	700	-
43050	Repairs-bldgs & grounds	161	-	-	-
43110	Contractual services	-	2,000	2,000	2,000
44100	Repairs to equipment	-	700	700	600
44120	Repairs to office equip	47	200	200	-
44300	Telephone	-	-	-	500
44350	Vehicle maintenance	173	-	-	-
44352	ISD service charge	-	-	-	1,635
44450	Postage	242	-	-	-
44600	Laundry & towel service	3,143	1,400	1,400	4,800
44750	Liability	6,709	6,719	6,719	6,513
44751	Insurance/surety bond premium	-	-	-	571
45170	Computer hardware	603	-	-	-
45250	Office supplies	835	313	313	-
45300	Small tools	223	300	300	200
45350	General supplies	135,052	96,900	96,900	94,413
45503	Fuel - gasoline	37	-	-	-
46900	Business meetings	230	100	100	480
47000	Miscellaneous	667	380	380	-
	Total Maintenance & Operation	148,671	109,712	109,712	111,712
TOTAL		\$ 452,000	\$ 497,744	\$ 497,744	\$ 506,423

**CITY OF GLENDALE
PUBLIC WORKS DEPARTMENT
LOCAL TRANSIT ASSISTANCE FUND-ADMINISTRATION
250-501**

		Actual 2008-09	Adopted 2009-10	Revised 2009-10	Adopted 2010-11
MAINTENANCE & OPERATION					
45450	Printing and graphics	600	-	-	-
45600	A & G overhead	893	-	-	-
	Total Maintenance & Operation	1,493	-	-	-
CAPITAL PROJECTS					
51200	Other improvements	26,506	87,000	87,000	-
52100	Construction	227,000	-	-	37,000
53140	Administration costs	75	-	-	-
	Total Capital Projects	253,581	87,000	87,000	37,000
TOTAL		\$ 255,074	\$ 87,000	\$ 87,000	\$ 37,000

**CITY OF GLENDALE
PUBLIC WORKS DEPARTMENT
LOCAL TRANSIT ASSISTANCE FUND-PROP A LOCAL RETURN
250-551**

		Actual 2008-09	Adopted 2009-10	Revised 2009-10	Adopted 2010-11
SALARIES & BENEFITS					
41100	Salaries	178,760	145,371	145,371	211,922
41200	Overtime	218	-	-	-
41300	Hourly wages	15,154	1,169	1,169	1,169
41600-42500	Benefits	44,632	34,476	34,476	42,985
42600-42700	Retirement	21,885	16,599	16,599	24,548
	Total Salaries & Benefits	260,648	197,615	197,615	280,624
MAINTENANCE & OPERATION					
42900	Uniform allowance	180	512	512	-
43060	Utilities	13,720	-	-	-
43080	Rent	7,227	7,227	7,227	7,300
43110	Contractual services	262,138	422,000	422,000	436,000
43150	Cost allocation charge	48	135,819	135,819	127,033
44200	Advertising	-	300	300	300
44300	Telephone	2,164	182	182	1,800
44350	Vehicle maintenance	320	-	-	-
44352	ISD service charge	-	-	-	5,357
44450	Postage	271	100	100	200
44750	Liability	5,545	3,962	3,962	5,327
44751	Insurance/surety bond premium	-	-	-	866
44800	Membership and dues	-	600	5,600	600
45250	Office supplies	1,196	3,638	3,638	500
45350	General supplies	1,171	250	250	2,600
46900	Business meetings	292	-	-	100
47000	Miscellaneous	9	250	250	250
	Total Maintenance & Operation	294,281	574,840	579,840	588,233
CAPITAL OUTLAY					
51000	Capital outlay	-	20,000	20,000	-
	Total Capital Outlay	-	20,000	20,000	-
TOTAL		\$ 554,929	\$ 792,455	\$ 797,455	\$ 868,857

**CITY OF GLENDALE
PUBLIC WORKS DEPARTMENT
LOCAL TRANSIT ASSISTANCE FUND-PROP C FUNDS
250-557**

		Actual 2008-09	Adopted 2009-10	Revised 2009-10	Adopted 2010-11
SALARIES & BENEFITS					
41100	Salaries	316,913	340,363	340,363	187,205
41200	Overtime	711	1,691	1,691	1,691
41300	Hourly wages	-	20,144	20,144	20,144
41600-42500	Benefits	46,613	56,757	56,757	33,535
42600-42700	Retirement	33,202	39,548	39,548	24,069
	Total Salaries & Benefits	397,439	458,503	458,503	266,644
MAINTENANCE & OPERATION					
42800	Auto allowance	1,584	1,600	1,600	1,584
42900	Uniform allowance	120	-	-	-
43060	Utilities	6,528	55,921	55,921	55,921
43080	Rent	5,278	5,278	5,278	5,278
43110	Contractual services	285,713	316,926	316,926	324,500
43150	Cost allocation charge	-	79,765	79,765	313,901
44200	Advertising	-	300	300	300
44300	Telephone	-	133	133	-
44350	Vehicle maintenance	52	-	-	-
44352	ISD service charge	-	-	-	7,697
44450	Postage	290	100	100	200
44650	Training	113	-	-	-
44700	Computer software	674	-	-	-
44750	Liability	7,444	8,954	8,954	5,227
44751	Insurance/surety bond premium	-	-	-	1,055
44800	Membership and dues	-	-	5,000	5,000
45150	Furniture & equipment	18	-	-	-
45170	Computer hardware	2,537	-	-	-
45250	Office supplies	520	2,657	2,657	2,650
45350	General supplies	-	250	250	250
46900	Business meetings	382	-	-	-
47000	Miscellaneous	-	250	250	250
	Total Maintenance & Operation	311,254	472,134	477,134	723,813
CAPITAL OUTLAY					
51000	Capital outlay	251,425	-	-	-
	Total Capital Outlay	251,425	-	-	-
TOTAL		\$ 960,118	\$ 930,637	\$ 935,637	\$ 990,457

**CITY OF GLENDALE
PUBLIC WORKS DEPARTMENT
LOCAL TRANSIT ASSISTANCE FUND-TRANSIT
250-558**

		Actual 2008-09	Adopted 2009-10	Revised 2009-10	Adopted 2010-11
SALARIES & BENEFITS					
41100	Salaries	448,099	477,991	477,991	368,122
41200	Overtime	471	-	-	-
41600-42500	Benefits	48,060	59,670	59,670	52,499
42600-42700	Retirement	50,861	55,060	55,060	42,966
	Total Salaries & Benefits	547,491	592,721	592,721	463,587
MAINTENANCE & OPERATION					
42800	Auto allowance	1,790	1,600	1,600	1,584
42900	Uniform allowance	150	340	340	-
43060	Utilities	29,023	-	-	-
43080	Rent	15,311	15,310	15,310	15,310
43110	Contractual services	6,710,925	7,352,750	7,352,750	7,738,550
43150	Cost allocation charge	-	229,113	229,113	309,642
44120	Repairs to office equip	209	-	-	-
44200	Advertising	924	4,400	4,400	4,400
44300	Telephone	-	385	385	-
44351	Fleet / equip rental charge	-	28,000	28,000	28,000
44352	ISD service charge	-	-	-	9,922
44450	Postage	6	5,800	5,800	5,000
44650	Training	409	1,400	1,400	1,600
44700	Computer software	-	2,000	2,000	2,000
44750	Liability	8,985	12,189	12,189	9,203
44751	Insurance/surety bond premium	-	-	-	9,151
44800	Membership and dues	911	7,500	7,500	7,500
45050	Periodicals & newspapers	-	300	300	300
45100	Books	-	200	200	200
45150	Furniture & equipment	-	1,200	1,200	1,200
45170	Computer hardware	-	4,000	4,000	4,000
45200	Maps and blue prints	-	500	500	-
45250	Office supplies	727	3,706	3,706	4,000
45350	General supplies	1,090	9,300	9,300	10,000
45504	Fuel - diesel gas	86,315	-	-	-
47000	Miscellaneous	395	1,200	1,200	1,200
	Total Maintenance & Operation	6,857,169	7,681,193	7,681,193	8,162,762
CAPITAL OUTLAY					
51000	Capital outlay	16,595	-	-	-
	Total Capital Outlay	16,595	-	-	-
TOTAL		\$ 7,421,255	\$ 8,273,914	\$ 8,273,914	\$ 8,626,349

**CITY OF GLENDALE
PUBLIC WORKS DEPARTMENT
AIR QUALITY IMPROVEMENT FUND-EMPL COMMUTER REDUCTION
251-556**

		Actual 2008-09	Adopted 2009-10	Revised 2009-10	Adopted 2010-11
SALARIES & BENEFITS					
41100	Salaries	7,771	8,197	8,197	8,642
41200	Overtime	26	-	-	-
41300	Hourly wages	136	-	-	-
41600-42500	Benefits	213,489	189,832	189,832	191,040
42600-42700	Retirement	870	923	923	988
	Total Salaries & Benefits	222,292	198,952	198,952	200,670
MAINTENANCE & OPERATION					
42800	Auto allowance	312	100	100	100
43110	Contractual services	70,898	89,231	89,231	85,100
43150	Cost allocation charge	-	15,559	15,559	14,253
44120	Repairs to office equip	-	2,300	2,300	2,300
44200	Advertising	1,040	-	-	-
44352	ISD service charge	-	-	-	298
44450	Postage	160	-	-	200
44650	Training	120	-	-	-
44750	Liability	167	185	185	216
44751	Insurance/surety bond premium	-	-	-	359
44800	Membership and dues	8,652	8,200	8,200	8,000
45250	Office supplies	6,021	1,200	1,200	1,400
45350	General supplies	84	3,100	3,100	300
45450	Printing and graphics	683	-	-	-
46900	Business meetings	61	-	-	300
47000	Miscellaneous	-	5,100	5,100	5,000
	Total Maintenance & Operation	88,198	124,975	124,975	117,826
TOTAL		\$ 310,490	\$ 323,927	\$ 323,927	\$ 318,496

**CITY OF GLENDALE
PUBLIC WORKS DEPARTMENT
SAN FERNANDO LANDSCAPE DISTRICT FUND-STREET TREES MAINTENANCE
253-537**

		Actual 2008-09	Adopted 2009-10	Revised 2009-10	Adopted 2010-11
MAINTENANCE & OPERATION					
43110	Contractual services	24,260	36,400	36,400	36,400
47000	Miscellaneous	-	500	500	600
49000	Unallocated	-	2,500	2,500	3,000
	Total Maintenance & Operation	24,260	39,400	39,400	40,000
TOTAL		\$ 24,260	\$ 39,400	\$ 39,400	\$ 40,000

**CITY OF GLENDALE
PUBLIC WORKS DEPARTMENT
CAPITAL LEASES FUND
306-501**

		Actual 2008-09	Adopted 2009-10	Revised 2009-10	Adopted 2010-11
MAINTENANCE & OPERATION					
47058	Accr int cap lease -MSB retrof	80,929	275,535	275,535	225,180
47108	Principal cap lease-MSB retrof	1,068,344	1,116,527	1,116,527	1,166,882
	Total Maintenance & Operation	1,149,274	1,392,062	1,392,062	1,392,062
TOTAL		\$ 1,149,274	\$ 1,392,062	\$ 1,392,062	\$ 1,392,062

**CITY OF GLENDALE
PUBLIC WORKS DEPARTMENT
CAPITAL IMPROVEMENT FUND
401-501**

		Actual 2008-09	Adopted 2009-10	Revised 2009-10	Adopted 2010-11
SALARIES & BENEFITS					
41100	Salaries	973,296	622,200	622,200	629,988
41200	Overtime	17,230	-	-	-
41300	Hourly wages	233,446	-	-	-
41600-42500	Benefits	97,908	104,118	104,118	113,381
42600-42700	Retirement	53,685	71,671	71,671	73,532
42799	Salary charges out	(168,446)	-	(797,989)	(816,901)
	Total Salaries & Benefits	1,207,120	797,989	-	-
MAINTENANCE & OPERATION					
42800	Auto allowance	5,334	5,280	5,280	-
43060	Utilities	6,227	-	-	-
43110	Contractual services	87,479	-	-	-
43150	Cost allocation charge	340	-	-	-
44300	Telephone	1,338	1,165	1,165	-
44450	Postage	3,108	500	500	-
44550	Travel	423	-	-	-
44650	Training	50	1,000	1,000	-
44750	Liability	24,981	14,577	14,577	15,750
44800	Membership and dues	-	500	500	-
45100	Books	938	1,000	1,000	-
45150	Furniture & equipment	34	-	-	-
45200	Maps and blue prints	22	1,000	1,000	-
45250	Office supplies	6,438	2,000	2,000	-
45350	General supplies	1,813	2,000	2,000	-
45450	Printing and graphics	22	-	-	-
45600	A & G overhead	151,707	-	-	-
46900	Business meetings	268	500	500	-
47000	Miscellaneous	496	2,097	2,097	-
49050	Charges-other depts	-	-	(31,619)	(15,750)
	Total Maintenance & Operation	291,018	31,619	-	-
CAPITAL PROJECTS					
51150	Buildings and structures	18,330	1,000,000	1,000,000	-
51200	Other improvements	114,923	3,750,000	3,750,000	-
51250	Equipment	6,087	-	-	-
52000	Engineering	1,829,352	-	-	-
52100	Construction	13,421,491	125,000	4,184,808	-
52120	Signals safety devices, St Lts	73	-	-	-
52130	Pedestrian ways and bikepaths	-	-	111,168	-
52140	Storm drains	4,502	-	-	-
52310	Right of way acquisition	5,943	-	-	-
52400	Maintenance	271	-	-	-
53140	Administration costs	15,259	-	-	-
53170	Real property purchase	(882,297)	-	-	-
53210	On site improvements	6,605	-	-	-
53300	Other expenditures	14,709	-	-	-
	Total Capital Projects	14,555,248	4,875,000	9,045,976	-
TOTAL		\$ 16,053,386	\$ 5,704,608	\$ 9,045,976	\$ -

**CITY OF GLENDALE
PUBLIC WORKS DEPARTMENT
STATE GAS TAX FUND
402-501**

		Actual 2008-09	Adopted 2009-10	Revised 2009-10	Adopted 2010-11
SALARIES & BENEFITS					
41100	Salaries	775,074	-	-	-
41200	Overtime	49,093	-	-	-
41300	Hourly wages	9,679	-	-	-
41600-42500	Benefits	19,975	-	-	-
	Total Salaries & Benefits	853,821	-	-	-
MAINTENANCE & OPERATION					
42800	Auto allowance	46	-	-	-
43110	Contractual services	1,242	-	-	-
43111	Construction services	248	-	-	-
44450	Postage	1,448	-	-	-
44750	Liability	16,874	-	-	-
45350	General supplies	75	-	-	-
45600	A & G overhead	198,882	-	-	-
	Total Maintenance & Operation	218,815	-	-	-
CAPITAL PROJECTS					
51150	Buildings and structures	220	-	-	-
51200	Other improvements	97	175,000	175,000	-
51250	Equipment	29,479	-	-	-
52000	Engineering	271,401	-	-	-
52100	Construction	6,496,413	4,950,000	4,998,250	5,163,000
52120	Signals safety devices, St Lts	-	-	662,720	-
52140	Storm drains	1,751	-	-	-
52400	Maintenance	50,145	-	-	-
53300	Other expenditures	18,436	-	-	-
	Total Capital Projects	6,867,941	5,125,000	5,835,970	5,163,000
TOTAL		\$ 7,940,576	\$ 5,125,000	\$ 5,835,970	\$ 5,163,000

CITY OF GLENDALE
PUBLIC WORKS DEPARTMENT
PARKING FUND-TRANSFERS TO OTHER FUNDS
520-195

		Actual 2008-09	Adopted 2009-10	Revised 2009-10	Adopted 2010-11
<hr/>					
TRANSFERS					
48010	Transfer-General Fund	1,900,000	1,900,000	1,900,000	1,900,000
	Total Transfers	<u>1,900,000</u>	<u>1,900,000</u>	<u>1,900,000</u>	<u>1,900,000</u>
TOTAL		<u>\$ 1,900,000</u>	<u>\$ 1,900,000</u>	<u>\$ 1,900,000</u>	<u>\$ 1,900,000</u>

**CITY OF GLENDALE
PUBLIC WORKS DEPARTMENT
PARKING FUND-ADMINISTRATION
520-501**

		Actual 2008-09	Adopted 2009-10	Revised 2009-10	Adopted 2010-11
SALARIES & BENEFITS					
41100	Salaries	6,518	-	-	-
41200	Overtime	9,718	-	-	-
41600-42500	Benefits	404	-	-	-
	Total Salaries & Benefits	16,640	-	-	-
MAINTENANCE & OPERATION					
45600	A & G overhead	3,936	-	-	-
	Total Maintenance & Operation	3,936	-	-	-
CAPITAL PROJECTS					
51200	Other improvements	470,547	-	-	-
52100	Construction	1,048	530,000	530,000	-
53160	Planning, survey, design	-	-	60,000	-
53300	Other expenditures	35,557	-	-	-
59999	Asset capitalization	(526,510)	-	-	-
	Total Capital Projects	(19,358)	530,000	590,000	-
TOTAL		\$ 1,217	\$ 530,000	\$ 590,000	\$ -

**CITY OF GLENDALE
PUBLIC WORKS DEPARTMENT
PARKING FUND-DOWNTOWN PARKING
520-561**

		Actual 2008-09	Adopted 2009-10	Revised 2009-10	Adopted 2010-11
SALARIES & BENEFITS					
41100	Salaries	723,312	899,942	899,942	873,140
41200	Overtime	14,714	3,713	3,713	3,713
41300	Hourly wages	-	11,905	11,905	11,905
41600-42500	Benefits	119,450	178,462	178,462	190,089
42600-42700	Retirement	82,882	105,516	105,516	103,240
	Total Salaries & Benefits	<u>940,358</u>	<u>1,199,538</u>	<u>1,199,538</u>	<u>1,182,087</u>
MAINTENANCE & OPERATION					
42800	Auto allowance	2,112	2,112	2,112	2,112
42900	Uniform allowance	503	2,100	2,100	2,100
43050	Repairs-bldgs & grounds	33,430	15,300	15,300	17,700
43060	Utilities	19,192	39,500	39,500	39,500
43080	Rent	14,045	15,000	15,000	15,000
43110	Contractual services	18,001	116,500	235,837	122,600
43150	Cost allocation charge	73,339	256,438	256,438	218,691
44100	Repairs to equipment	3,820	3,800	3,800	3,800
44120	Repairs to office equip	-	5,000	5,000	5,000
44250	Data communication	-	-	51,453	6,000
44300	Telephone	4,962	19,600	19,600	19,600
44350	Vehicle maintenance	1,953	-	-	-
44351	Fleet / equip rental charge	-	10,000	10,000	10,000
44352	ISD service charge	-	-	-	37,925
44450	Postage	801	10,000	10,000	5,000
44550	Travel	150	1,550	1,550	1,550
44650	Training	-	500	500	500
44700	Computer software	-	800	800	800
44750	Liability	74,098	69,725	69,725	22,219
44751	Insurance/surety bond premium	-	-	-	49,458
44760	Regulatory	-	500	500	500
44800	Membership and dues	666	670	670	670
45100	Books	181	-	-	-
45150	Furniture & equipment	-	200	200	200
45250	Office supplies	6,804	21,200	21,200	16,800
45300	Small tools	-	200	200	200
45350	General supplies	12,254	115,800	115,800	115,800
45503	Fuel - gasoline	1,599	-	-	-
46000	Depreciation	81,209	71,407	71,407	159,694
46900	Business meetings	593	-	-	500
47000	Miscellaneous	8	200	200	200
	Total Maintenance & Operation	<u>349,719</u>	<u>778,102</u>	<u>948,892</u>	<u>874,119</u>
CAPITAL OUTLAY					
51000	Capital outlay	-	-	-	35,000
	Total Capital Outlay	<u>-</u>	<u>-</u>	<u>-</u>	<u>35,000</u>
TOTAL		\$ 1,290,077	\$ 1,977,640	\$ 2,148,430	\$ 2,091,206

**CITY OF GLENDALE
PUBLIC WORKS DEPARTMENT
PARKING FUND-MONTROSE PARKING
520-562**

		Actual 2008-09	Adopted 2009-10	Revised 2009-10	Adopted 2010-11
SALARIES & BENEFITS					
41100	Salaries	60,285	60,976	60,976	61,126
41200	Overtime	-	658	658	658
41300	Hourly wages	-	1,752	1,752	1,752
41600-42500	Benefits	11,881	12,355	12,355	14,334
42600-42700	Retirement	6,707	7,302	7,302	7,158
	Total Salaries & Benefits	78,873	83,043	83,043	85,028
MAINTENANCE & OPERATION					
43050	Repairs-bldgs & grounds	-	8,600	8,600	8,600
43060	Utilities	2,192	6,000	6,000	6,000
43110	Contractual services	23	12,000	12,000	12,000
43150	Cost allocation charge	8,851	11,840	11,840	11,930
44100	Repairs to equipment	-	200	200	8,800
44350	Vehicle maintenance	4,720	-	-	-
44351	Fleet / equip rental charge	-	13,000	13,000	13,000
44352	ISD service charge	-	-	-	350
44450	Postage	9	100	100	100
44750	Liability	1,278	1,416	1,416	1,588
44751	Insurance/surety bond premium	-	-	-	225
45350	General supplies	49	100	100	100
45503	Fuel - gasoline	3,956	-	-	-
46000	Depreciation	55,975	56,353	56,353	25,368
47000	Miscellaneous	-	300	300	300
	Total Maintenance & Operation	77,053	109,909	109,909	88,361
TOTAL		\$ 155,927	\$ 192,952	\$ 192,952	\$ 173,389

**CITY OF GLENDALE
PUBLIC WORKS DEPARTMENT
PARKING FUND-PARKING GARAGES
520-563**

		Actual 2008-09	Adopted 2009-10	Revised 2009-10	Adopted 2010-11
MAINTENANCE & OPERATION					
43050	Repairs-bldgs & grounds	917	-	-	-
43060	Utilities	230,562	245,960	245,960	245,960
43110	Contractual services	1,353,482	1,482,059	1,482,059	1,527,000
43150	Cost allocation charge	98,453	71,496	71,496	61,409
44450	Postage	-	100	100	100
44751	Insurance/surety bond premium	-	-	-	3,086
45350	General supplies	45	-	-	-
46000	Depreciation	982,248	991,672	991,672	994,590
	Total Maintenance & Operation	2,665,707	2,791,287	2,791,287	2,832,145
TOTAL		\$ 2,665,707	\$ 2,791,287	\$ 2,791,287	\$ 2,832,145

**CITY OF GLENDALE
PUBLIC WORKS DEPARTMENT
PARKING FUND-PARKING CITATIONS
520-564**

		Actual 2008-09	Adopted 2009-10	Revised 2009-10	Adopted 2010-11
SALARIES & BENEFITS					
41100	Salaries	925,137	1,140,386	1,140,386	1,127,455
41200	Overtime	21,039	31,478	31,478	31,478
41300	Hourly wages	54,769	5,603	5,603	5,603
41600-42500	Benefits	134,021	179,882	179,882	203,181
42600-42700	Retirement	122,098	149,099	149,099	146,343
	Total Salaries & Benefits	1,257,065	1,506,448	1,506,448	1,514,060
MAINTENANCE & OPERATION					
42800	Auto allowance	105	-	-	-
42900	Uniform allowance	8,505	2,600	2,600	10,000
43050	Repairs-bldgs & grounds	260	-	-	-
43110	Contractual services	145,721	128,500	128,500	172,500
43150	Cost allocation charge	167,602	246,399	246,399	260,758
44100	Repairs to equipment	88	-	-	-
44120	Repairs to office equip	-	2,000	2,000	2,000
44300	Telephone	2,431	-	-	1,500
44350	Vehicle maintenance	9,471	-	-	-
44351	Fleet / equip rental charge	-	30,000	30,000	30,000
44352	ISD service charge	-	-	-	103,715
44450	Postage	-	10,000	10,000	5,000
44600	Laundry & towel service	-	600	600	600
44650	Training	-	500	500	500
44700	Computer software	-	800	800	800
44750	Liability	26,198	28,519	28,519	29,113
44751	Insurance/surety bond premium	-	-	-	3,108
44760	Regulatory	636,539	750,000	750,000	800,000
45150	Furniture & equipment	-	200	200	200
45170	Computer hardware	206	-	-	-
45250	Office supplies	11,056	15,200	15,200	11,300
45350	General supplies	662	5,000	5,000	5,000
45450	Printing and graphics	4,866	-	-	-
45503	Fuel - gasoline	18,605	-	-	-
46000	Depreciation	22,423	37,500	37,500	28,256
47000	Miscellaneous	316	300	300	300
47010	Discount earned & lost	(0)	-	-	-
	Total Maintenance & Operation	1,055,054	1,258,118	1,258,118	1,464,650
CAPITAL OUTLAY					
51000	Capital outlay	27,067	35,000	35,000	-
	Total Capital Outlay	27,067	35,000	35,000	-
CAPITAL PROJECTS					
59999	Asset capitalization	(10,212)	-	-	-
	Total Capital Projects	(10,212)	-	-	-
TOTAL		\$ 2,328,974	\$ 2,799,566	\$ 2,799,566	\$ 2,978,710

**CITY OF GLENDALE
PUBLIC WORKS DEPARTMENT
SEWER FUND-TRANSFERS TO OTHER FUNDS
525-195**

		Actual 2008-09	Adopted 2009-10	Revised 2009-10	Adopted 2010-11
<hr/>					
TRANSFERS					
48010	Transfer-General Fund	1,135,000	-	-	-
	Total Transfers	1,135,000	-	-	-
		<hr/>			
TOTAL		\$ 1,135,000	\$ -	\$ -	\$ -
		<hr/> <hr/>			

**CITY OF GLENDALE
PUBLIC WORKS DEPARTMENT
SEWER FUND-ADMINISTRATION
525-501**

		Actual 2008-09	Adopted 2009-10	Revised 2009-10	Adopted 2010-11
SALARIES & BENEFITS					
41100	Salaries	229,255	-	-	-
41200	Overtime	52,746	-	-	-
41300	Hourly wages	29,775	-	-	-
41600-42500	Benefits	7,345	-	-	-
	Total Salaries & Benefits	319,121	-	-	-
MAINTENANCE & OPERATION					
42800	Auto allowance	8	-	-	-
43110	Contractual services	1,879	-	-	-
45600	A & G overhead	71,261	-	-	-
	Total Maintenance & Operation	73,148	-	-	-
CAPITAL PROJECTS					
51150	Buildings and structures	25,238	-	-	-
51200	Other improvements	4,371,277	16,120,000	16,120,000	-
52000	Engineering	122,293	-	-	100,000
52100	Construction	5,010,986	-	-	14,650,000
53210	On site improvements	907,515	-	-	-
53300	Other expenditures	416	-	-	-
59999	Asset capitalization	(10,509,429)	-	-	-
	Total Capital Projects	(71,704)	16,120,000	16,120,000	14,750,000
TOTAL		\$ 320,565	\$ 16,120,000	\$ 16,120,000	\$ 14,750,000

**CITY OF GLENDALE
PUBLIC WORKS DEPARTMENT
SEWER FUND-WASTEWATER MANAGEMENT
525-581**

		Actual 2008-09	Adopted 2009-10	Revised 2009-10	Adopted 2010-11
SALARIES & BENEFITS					
41100	Salaries	646,690	838,252	838,252	557,537
41200	Overtime	2,388	7,003	7,003	7,003
41600-42500	Benefits	177,771	221,809	221,809	188,946
42600-42700	Retirement	81,126	96,985	96,985	64,831
	Total Salaries & Benefits	907,975	1,164,049	1,164,049	818,317
MAINTENANCE & OPERATION					
42800	Auto allowance	219	-	-	-
43050	Repairs-bldgs & grounds	55	500	500	500
43060	Utilities	13,311	17,573	17,573	17,573
43110	Contractual services	3,155,533	8,774,000	8,774,000	8,564,000
43111	Construction services	6,353	-	-	-
43150	Cost allocation charge	257,046	608,590	608,590	740,297
44100	Repairs to equipment	-	2,500	2,500	2,500
44120	Repairs to office equip	-	500	500	500
44250	Data communication	-	750	40,345	2,400
44300	Telephone	3,147	2,500	2,500	2,500
44350	Vehicle maintenance	(26,252)	-	-	-
44351	Fleet / equip rental charge	-	28,000	28,000	28,000
44352	ISD service charge	-	-	-	19,750
44450	Postage	651	500	500	500
44550	Travel	-	3,000	3,000	3,000
44650	Training	1,600	5,500	5,500	5,500
44700	Computer software	-	2,000	2,000	2,000
44750	Liability	32,649	37,002	37,002	14,113
44751	Insurance/surety bond premium	-	-	-	14,779
44760	Regulatory	34,077	-	-	-
44800	Membership and dues	937	800	800	800
45100	Books	139	-	-	200
45150	Furniture & equipment	-	7,000	7,000	7,000
45250	Office supplies	1,936	3,000	3,000	3,000
45350	General supplies	6,155	15,000	15,000	13,350
45503	Fuel - gasoline	8,317	-	-	-
45504	Fuel - diesel gas	2,060	-	-	-
46000	Depreciation	5,266,938	2,260,125	5,363,690	5,479,609
46500	Uncollectible accounts	38,084	75,000	75,000	75,000
46900	Business meetings	70	200	200	200
47000	Miscellaneous	585	5,000	5,000	5,000
48600	Claims	53	-	-	-
	Total Maintenance & Operation	8,803,664	11,849,040	14,992,200	15,002,071
CAPITAL PROJECTS					
59999	Asset capitalization	(32,659)	-	-	-
	Total Capital Projects	(32,659)	-	-	-
TOTAL		\$ 9,678,980	\$ 13,013,089	\$ 16,156,249	\$ 15,820,388

**CITY OF GLENDALE
PUBLIC WORKS DEPARTMENT
SEWER FUND-STORMWATER MANAGEMENT
525-582**

		Actual 2008-09	Adopted 2009-10	Revised 2009-10	Adopted 2010-11
SALARIES & BENEFITS					
41100	Salaries	173,016	176,093	176,093	177,528
41200	Overtime	1,048	-	-	-
41600-42500	Benefits	36,869	37,202	37,202	49,476
42600-42700	Retirement	19,351	20,250	20,250	20,686
	Total Salaries & Benefits	230,283	233,545	233,545	247,690
MAINTENANCE & OPERATION					
43050	Repairs-bldgs & grounds	-	200	200	-
43110	Contractual services	14,377	74,000	74,000	74,000
43150	Cost allocation charge	17,165	21,187	21,187	19,005
44100	Repairs to equipment	-	1,800	1,800	1,800
44120	Repairs to office equip	-	100	100	-
44250	Data communication	-	500	500	-
44352	ISD service charge	-	-	-	4,983
44450	Postage	24	150	150	1,000
44650	Training	-	2,500	2,500	2,500
44750	Liability	3,914	4,372	4,372	4,438
44751	Insurance/surety bond premium	-	-	-	425
44760	Regulatory	-	25,000	25,000	25,000
45100	Books	-	300	300	300
45150	Furniture & equipment	-	1,000	1,000	1,000
45250	Office supplies	-	500	500	500
45350	General supplies	2,221	6,750	6,750	6,700
46900	Business meetings	-	100	100	100
47000	Miscellaneous	-	800	800	800
	Total Maintenance & Operation	37,702	139,259	139,259	142,551
TOTAL		\$ 267,984	\$ 372,804	\$ 372,804	\$ 390,241

**CITY OF GLENDALE
PUBLIC WORKS DEPARTMENT
SEWER FUND-WASTEWATER MAINTENANCE
525-583**

		Actual 2008-09	Adopted 2009-10	Revised 2009-10	Adopted 2010-11
SALARIES & BENEFITS					
41100	Salaries	875,238	918,709	918,709	900,283
41200	Overtime	21,682	20,000	20,000	20,000
41600-42500	Benefits	228,956	250,613	250,613	292,385
42600-42700	Retirement	98,054	108,130	108,130	105,081
42799	Salary charges out	(5,129)	-	-	-
	Total Salaries & Benefits	1,218,802	1,297,452	1,297,452	1,317,749
MAINTENANCE & OPERATION					
42800	Auto allowance	-	75	75	-
42900	Uniform allowance	2,250	3,600	3,600	3,600
43050	Repairs-bldgs & grounds	49	500	500	500
43110	Contractual services	47,471	47,000	47,000	47,000
43150	Cost allocation charge	126,572	360,892	360,892	211,113
44100	Repairs to equipment	29,577	29,200	29,200	29,200
44120	Repairs to office equip	-	2,500	2,500	2,500
44250	Data communication	47	750	750	750
44300	Telephone	1,552	2,500	2,500	2,500
44350	Vehicle maintenance	99,198	-	-	-
44351	Fleet / equip rental charge	-	230,000	230,000	230,000
44352	ISD service charge	-	-	-	32,580
44450	Postage	1,720	1,500	1,500	1,500
44600	Laundry & towel service	3,494	2,500	2,500	7,000
44650	Training	10,154	11,000	11,000	10,000
44700	Computer software	6,387	5,800	5,800	5,000
44750	Liability	21,275	24,214	24,214	23,007
44751	Insurance/surety bond premium	-	-	-	2,238
44760	Regulatory	6,850	-	-	-
44800	Membership and dues	-	2,250	2,250	2,250
45150	Furniture & equipment	1,781	7,000	7,000	7,000
45170	Computer hardware	4,101	4,800	4,800	4,000
45250	Office supplies	2,400	5,000	5,000	5,000
45350	General supplies	28,419	19,000	19,000	100,000
45503	Fuel - gasoline	22,892	-	-	-
45504	Fuel - diesel gas	19,747	-	-	-
46000	Depreciation	143,195	134,819	304,311	373,040
46900	Business meetings	429	50	50	200
47000	Miscellaneous	344	150	150	200
	Total Maintenance & Operation	579,902	895,100	1,064,592	1,100,178
CAPITAL OUTLAY					
51000	Capital outlay	-	400,000	400,000	945,000
	Total Capital Outlay	-	400,000	400,000	945,000
TOTAL		\$ 1,798,704	\$ 2,592,552	\$ 2,762,044	\$ 3,362,927

CITY OF GLENDALE
PUBLIC WORKS DEPARTMENT
REFUSE DISPOSAL FUND-TRANSFERS TO OTHER FUNDS
530-195

		Actual 2008-09	Adopted 2009-10	Revised 2009-10	Adopted 2010-11
<hr/>					
TRANSFERS					
48010	Transfer-General Fund	500,000	-	-	1,000,000
	Total Transfers	500,000	-	-	1,000,000
		<hr/>			
	TOTAL	\$ 500,000	\$ -	\$ -	\$ 1,000,000
		<hr/> <hr/>			

**CITY OF GLENDALE
PUBLIC WORKS DEPARTMENT
REFUSE DISPOSAL FUND-ADMINISTRATION
530-501**

		Actual 2008-09	Adopted 2009-10	Revised 2009-10	Adopted 2010-11
SALARIES & BENEFITS					
41100	Salaries	5,100	-	-	-
41600-42500	Benefits	129	-	-	-
	Total Salaries & Benefits	5,229	-	-	-
MAINTENANCE & OPERATION					
42800	Auto allowance	8	-	-	-
45600	A & G overhead	790	-	-	-
	Total Maintenance & Operation	798	-	-	-
CAPITAL PROJECTS					
51200	Other improvements	712	250,000	250,000	-
52100	Construction	-	-	-	1,020,000
59999	Asset capitalization	(6,739)	-	-	-
	Total Capital Projects	(6,027)	250,000	250,000	1,020,000
TOTAL		\$ -	\$ 250,000	\$ 250,000	\$ 1,020,000

**CITY OF GLENDALE
PUBLIC WORKS DEPARTMENT
REFUSE DISPOSAL FUND-LANDFILL MANAGEMENT
530-571**

		Actual 2008-09	Adopted 2009-10	Revised 2009-10	Adopted 2010-11
SALARIES & BENEFITS					
41100	Salaries	376,105	420,477	420,477	415,914
41200	Overtime	1,086	2,369	2,369	2,369
41600-42500	Benefits	88,337	108,181	108,181	103,182
42600-42700	Retirement	42,017	48,708	48,708	48,545
	Total Salaries & Benefits	507,544	579,735	579,735	570,010
MAINTENANCE & OPERATION					
42800	Auto allowance	-	100	100	100
42900	Uniform allowance	450	1,500	1,500	1,500
43050	Repairs-bldgs & grounds	-	71,000	71,000	60,000
43060	Utilities	2,206	257,189	257,189	257,189
43110	Contractual services	379,058	306,500	596,500	306,500
43150	Cost allocation charge	62,869	172,237	172,237	84,146
44100	Repairs to equipment	1,807	5,000	5,000	5,000
44120	Repairs to office equip	-	200	200	200
44250	Data communication	-	500	500	500
44300	Telephone	2,341	800	800	1,000
44350	Vehicle maintenance	29,026	-	-	-
44351	Fleet / equip rental charge	-	30,000	30,000	30,000
44352	ISD service charge	-	-	-	5,240
44450	Postage	104	100	100	200
44550	Travel	-	1,000	1,000	1,000
44650	Training	165	2,500	2,500	2,500
44700	Computer software	-	1,000	1,000	1,000
44750	Liability	14,700	15,606	15,606	10,457
44751	Insurance/surety bond premium	-	-	-	3,226
44760	Regulatory	15,566	14,659	14,659	15,000
44800	Membership and dues	402	600	600	600
45050	Periodicals & newspapers	-	200	200	200
45100	Books	-	900	900	-
45200	Maps and blue prints	-	500	500	-
45250	Office supplies	172	800	800	500
45300	Small tools	-	2,500	2,500	2,500
45350	General supplies	9,702	44,700	44,700	60,000
45450	Printing and graphics	-	100	100	-
45502	Fuel-natural gas	2,661	-	-	-
45503	Fuel - gasoline	7,408	-	-	-
45504	Fuel - diesel gas	3,120	-	-	-
46000	Depreciation	9,291	7,973	7,973	9,291
46900	Business meetings	23	-	-	-
47000	Miscellaneous	-	1,000	1,000	1,000
	Total Maintenance & Operation	541,071	939,164	1,229,164	858,849
CAPITAL OUTLAY					
51000	Capital outlay	-	20,000	20,000	-
	Total Capital Outlay	-	20,000	20,000	-
TOTAL		\$ 1,048,615	\$ 1,538,899	\$ 1,828,899	\$ 1,428,859

**CITY OF GLENDALE
PUBLIC WORKS DEPARTMENT
REFUSE DISPOSAL FUND-RECYCLING WASTE REDUCTION
530-572**

		Actual 2008-09	Adopted 2009-10	Revised 2009-10	Adopted 2010-11
SALARIES & BENEFITS					
41100	Salaries	1,292,459	1,289,143	1,289,143	1,067,218
41200	Overtime	55,021	37,000	37,000	37,000
41300	Hourly wages	21,190	28,000	28,000	28,000
41600-42500	Benefits	354,815	366,268	366,268	339,527
42600-42700	Retirement	147,984	155,921	155,921	127,623
	Total Salaries & Benefits	1,871,469	1,876,332	1,876,332	1,599,368
MAINTENANCE & OPERATION					
42800	Auto allowance	-	300	300	-
42900	Uniform allowance	2,145	4,380	4,380	-
43060	Utilities	3,716	2,800	2,800	2,800
43080	Rent	8,460	-	-	10,000
43110	Contractual services	135,460	222,500	422,500	222,500
43150	Cost allocation charge	122,156	273,363	273,363	709,681
44100	Repairs to equipment	272	1,000	1,000	1,000
44120	Repairs to office equip	209	900	900	9,000
44200	Advertising	1,712	-	-	-
44250	Data communication	-	1,000	1,000	1,000
44300	Telephone	2,326	1,200	1,200	1,200
44350	Vehicle maintenance	83,417	-	-	-
44351	Fleet / equip rental charge	-	175,000	175,000	175,000
44352	ISD service charge	-	-	-	19,195
44400	Janitorial services	-	300	300	300
44450	Postage	6,484	1,000	1,000	4,500
44550	Travel	95	-	-	-
44650	Training	211	1,000	1,000	1,000
44700	Computer software	-	500	500	500
44750	Liability	41,347	45,067	45,067	28,306
44751	Insurance/surety bond premium	-	-	-	2,948
44800	Membership and dues	955	140	140	140
45050	Periodicals & newspapers	49	300	300	300
45100	Books	265	350	350	350
45150	Furniture & equipment	-	200	200	200
45200	Maps and blue prints	-	100	100	100
45250	Office supplies	-	4,000	4,000	4,000
45300	Small tools	-	100	100	100
45350	General supplies	12,351	33,000	33,000	33,000
45450	Printing and graphics	283	-	-	-
45504	Fuel - diesel gas	35,236	-	-	-
46000	Depreciation	110,606	107,053	107,053	110,099
47000	Miscellaneous	159	900	900	900
	Total Maintenance & Operation	567,914	876,453	1,076,453	1,338,119
TOTAL		\$ 2,439,383	\$ 2,752,785	\$ 2,952,785	\$ 2,937,487

**CITY OF GLENDALE
PUBLIC WORKS DEPARTMENT
REFUSE DISPOSAL FUND-REFUSE COLLECTION
530-573**

		Actual 2008-09	Adopted 2009-10	Revised 2009-10	Adopted 2010-11
SALARIES & BENEFITS					
41100	Salaries	2,999,107	3,201,647	3,201,647	2,863,795
41200	Overtime	302,956	206,000	206,000	400,000
41300	Hourly wages	45,379	-	-	-
41600-42500	Benefits	856,727	907,742	907,742	923,511
42600-42700	Retirement	344,426	391,844	391,844	333,604
	Total Salaries & Benefits	4,548,595	4,707,233	4,707,233	4,520,910
MAINTENANCE & OPERATION					
42800	Auto allowance	1,320	1,320	1,320	1,320
42900	Uniform allowance	7,155	14,220	14,220	-
43050	Repairs-bldgs & grounds	11,070	10,100	10,100	1,000
43060	Utilities	30,205	33,600	33,600	30,000
43080	Rent	-	1,400	1,400	1,400
43110	Contractual services	3,226,407	2,905,311	2,960,917	2,960,917
43150	Cost allocation charge	548,805	1,007,732	1,007,732	792,626
44100	Repairs to equipment	112,346	60,000	60,000	60,000
44120	Repairs to office equip	1,699	1,200	1,200	1,200
44250	Data communication	-	3,000	48,709	3,000
44300	Telephone	10,756	7,600	7,600	10,000
44350	Vehicle maintenance	1,518,571	-	-	-
44351	Fleet / equip rental charge	-	2,202,000	2,202,000	2,202,000
44352	ISD service charge	-	-	-	194,061
44400	Janitorial services	26,248	14,700	14,700	14,700
44450	Postage	5,775	10,000	10,000	10,000
44550	Travel	2,815	2,400	2,400	2,400
44600	Laundry & towel service	1,084	2,900	2,900	2,900
44650	Training	1,139	4,000	4,000	4,000
44700	Computer software	10,056	4,000	4,000	4,000
44750	Liability	155,728	135,531	135,531	81,594
44751	Insurance/surety bond premium	-	-	-	11,006
44800	Membership and dues	1,942	400	400	400
45050	Periodicals & newspapers	-	200	200	200
45100	Books	-	100	100	100
45150	Furniture & equipment	46,725	400	400	400
45170	Computer hardware	690	5,000	5,000	5,000
45200	Maps and blue prints	-	100	100	100
45250	Office supplies	8,367	6,000	6,000	10,000
45300	Small tools	166	200	200	200
45350	General supplies	65,591	75,000	75,000	70,000
45450	Printing and graphics	8,989	4,000	4,000	5,000
45502	Fuel-natural gas	202,891	-	-	-
45503	Fuel - gasoline	64,313	-	-	-
45504	Fuel - diesel gas	277,996	-	-	-
46000	Depreciation	721,358	737,721	737,721	1,278,112
46500	Uncollectible accounts	87,202	55,000	55,000	55,000
46900	Business meetings	349	-	-	500
47000	Miscellaneous	240	2,000	2,000	2,000
	Total Maintenance & Operation	7,157,998	7,307,135	7,408,450	7,815,136

**CITY OF GLENDALE
PUBLIC WORKS DEPARTMENT
REFUSE DISPOSAL FUND-REFUSE COLLECTION
530-573**

		Actual 2008-09	Adopted 2009-10	Revised 2009-10	Adopted 2010-11
CAPITAL OUTLAY					
51000	Capital outlay	91,749	1,975,000	1,975,000	2,425,000
	Total Capital Outlay	<u>91,749</u>	<u>1,975,000</u>	<u>1,975,000</u>	<u>2,425,000</u>
CAPITAL PROJECTS					
59999	Asset capitalization	(91,749)	-	-	-
	Total Capital Projects	<u>(91,749)</u>	<u>-</u>	<u>-</u>	<u>-</u>
TOTAL		<u>\$ 11,706,593</u>	<u>\$ 13,989,368</u>	<u>\$ 14,090,683</u>	<u>\$ 14,761,046</u>

**CITY OF GLENDALE
PUBLIC WORKS DEPARTMENT
REFUSE DISPOSAL FUND-STREET SWEEPING
530-574**

		Actual 2008-09	Adopted 2009-10	Revised 2009-10	Adopted 2010-11
SALARIES & BENEFITS					
41100	Salaries	309,315	315,279	315,279	300,466
41200	Overtime	13,676	-	-	-
41600-42500	Benefits	85,333	102,416	102,416	114,705
42600-42700	Retirement	33,827	36,103	36,103	34,958
	Total Salaries & Benefits	442,151	453,798	453,798	450,129
MAINTENANCE & OPERATION					
42900	Uniform allowance	15	300	300	300
43150	Cost allocation charge	54,076	162,864	162,864	132,680
44350	Vehicle maintenance	296,884	-	-	-
44351	Fleet / equip rental charge	-	362,000	362,000	362,000
44352	ISD service charge	-	-	-	2,382
44750	Liability	20,758	22,937	22,937	7,511
44751	Insurance/surety bond premium	-	-	-	976
44760	Regulatory	3,110	-	-	-
45350	General supplies	6,112	-	-	-
45502	Fuel-natural gas	34,662	-	-	-
45504	Fuel - diesel gas	21,395	-	-	-
46000	Depreciation	145,346	141,384	141,384	148,930
47000	Miscellaneous	269	80	80	80
	Total Maintenance & Operation	582,626	689,565	689,565	654,859
CAPITAL OUTLAY					
51000	Capital outlay	285,323	700,000	700,000	300,000
	Total Capital Outlay	285,323	700,000	700,000	300,000
CAPITAL PROJECTS					
59999	Asset capitalization	(275,758)	-	-	-
	Total Capital Projects	(275,758)	-	-	-
TOTAL		\$ 1,034,342	\$ 1,843,363	\$ 1,843,363	\$ 1,404,988

**CITY OF GLENDALE
PUBLIC WORKS DEPARTMENT
FLEET / EQUIPMENT MGMT FUND (601)**

		Actual 2008-09	Adopted 2009-10	Revised 2009-10	Adopted 2010-11
SALARIES & BENEFITS					
41100	Salaries	-	2,381,936	2,381,936	2,792,189
41200	Overtime	-	21,724	21,724	21,724
41600-42500	Benefits	-	460,686	460,686	581,306
42600-42700	Retirement	-	223,256	223,256	324,770
	Total Salaries & Benefits	-	3,087,602	3,087,602	3,719,989
MAINTENANCE & OPERATION					
42800	Auto allowance	-	7,780	7,780	7,780
42900	Uniform allowance	-	4,850	4,850	4,850
43050	Repairs-bldgs & grounds	-	1,000	1,000	1,000
43060	Utilities	-	55,000	55,000	55,000
43090	Equipment usage	-	500	500	500
43110	Contractual services	-	68,600	68,600	68,600
43150	Cost allocation charge	-	7,365	7,365	818,028
44100	Repairs to equipment	-	8,500	8,500	8,500
44120	Repairs to office equip	-	2,200	2,200	2,200
44300	Telephone	-	13,848	13,848	13,848
44350	Vehicle maintenance	-	1,893,892	1,893,892	1,893,892
44352	ISD service charge	-	-	-	31,524
44400	Janitorial services	-	2,200	2,200	2,200
44450	Postage	-	450	450	450
44550	Travel	-	12,400	12,400	12,400
44600	Laundry & towel service	-	12,300	12,300	12,300
44650	Training	-	12,400	12,400	12,400
44700	Computer software	-	2,500	2,500	2,500
44750	Liability	-	408,852	408,852	70,347
44751	Insurance/surety bond premium	-	-	-	22,679
44752	Auto insurance premiums	-	-	-	1,003,056
44760	Regulatory	-	1,200	1,200	1,200
44800	Membership and dues	-	2,600	2,600	2,600
45100	Books	-	1,200	1,200	1,200
45150	Furniture & equipment	-	5,000	5,000	5,000
45170	Computer hardware	-	3,000	3,000	3,000
45250	Office supplies	-	4,640	4,640	4,640
45300	Small tools	-	17,100	17,100	17,100
45350	General supplies	-	24,100	24,100	24,100
45450	Printing and graphics	-	4,000	4,000	4,000
45502	Fuel-natural gas	-	483,500	483,500	484,000
45503	Fuel - gasoline	-	1,230,759	1,230,759	1,230,759
45504	Fuel - diesel gas	-	1,307,944	1,307,944	1,307,944
45600	A & G overhead	-	269,800	269,800	269,800
45620	Material overhead	-	1,800	1,800	1,800
45621	Employee benefit overhead	-	299,300	299,300	299,300
46000	Depreciation	-	1,897,096	1,897,096	1,897,096
46900	Business meetings	-	650	650	650
47000	Miscellaneous	-	11,202	11,202	11,202
47057	Accr int cap lease -fire equip	98,491	88,000	88,000	-
47064	Int cap lease - fire equip 09	40,921	82,000	82,000	-
	Total Maintenance & Operation	139,412	8,249,528	8,249,528	9,609,445

**CITY OF GLENDALE
PUBLIC WORKS DEPARTMENT
FLEET / EQUIPMENT MGMT FUND (601)**

		Actual 2008-09	Adopted 2009-10	Revised 2009-10	Adopted 2010-11
TRANSFERS					
48010	Transfer-General Fund	-	1,000,000	1,000,000	500,000
	Total Transfers	-	1,000,000	1,000,000	500,000
CAPITAL OUTLAY					
51000	Capital outlay	3,479,846	-	2,583,111	3,612,836
	Total Capital Outlay	3,479,846	-	2,583,111	3,612,836
TOTAL DEPARTMENT		\$ 3,619,258	\$ 12,337,130	\$ 14,920,241	\$ 17,442,270

**CITY OF GLENDALE
PUBLIC WORKS DEPARTMENT
FLEET/EQUIPMENT MANAGEMENT FUND-PUBLIC WORKS GARAGE
601-541**

		Actual 2008-09	Adopted 2009-10	Revised 2009-10	Adopted 2010-11
SALARIES & BENEFITS					
41100	Salaries	-	2,381,936	2,381,936	1,380,723
41200	Overtime	-	21,724	21,724	21,724
41600-42500	Benefits	-	460,686	460,686	279,596
42600-42700	Retirement	-	223,256	223,256	160,411
	Total Salaries & Benefits	-	3,087,602	3,087,602	1,842,454
MAINTENANCE & OPERATION					
42800	Auto allowance	-	7,780	7,780	5,280
42900	Uniform allowance	-	4,850	4,850	2,850
43050	Repairs-bldgs & grounds	-	1,000	1,000	-
43060	Utilities	-	55,000	55,000	-
43090	Equipment usage	-	500	500	-
43110	Contractual services	-	68,600	68,600	20,600
43150	Cost allocation charge	-	7,365	7,365	818,028
44100	Repairs to equipment	-	8,500	8,500	6,500
44120	Repairs to office equip	-	2,200	2,200	1,100
44300	Telephone	-	13,848	13,848	1,748
44350	Vehicle maintenance	-	1,893,892	1,893,892	1,542,892
44352	ISD service charge	-	-	-	7,881
44400	Janitorial services	-	2,200	2,200	100
44450	Postage	-	450	450	200
44550	Travel	-	12,400	12,400	-
44600	Laundry & towel service	-	12,300	12,300	7,100
44650	Training	-	12,400	12,400	5,100
44700	Computer software	-	2,500	2,500	-
44750	Liability	-	408,852	408,852	35,061
44751	Insurance/surety bond premium	-	-	-	22,679
44752	Auto insurance premiums	-	-	-	1,003,056
44760	Regulatory	-	1,200	1,200	1,200
44800	Membership and dues	-	2,600	2,600	1,500
45100	Books	-	1,200	1,200	-
45150	Furniture & equipment	-	5,000	5,000	2,500
45170	Computer hardware	-	3,000	3,000	-
45250	Office supplies	-	4,640	4,640	1,890
45300	Small tools	-	17,100	17,100	12,800
45350	General supplies	-	24,100	24,100	19,200
45450	Printing and graphics	-	4,000	4,000	-
45502	Fuel-natural gas	-	483,500	483,500	483,500
45503	Fuel - gasoline	-	1,230,759	1,230,759	757,851
45504	Fuel - diesel gas	-	1,307,944	1,307,944	1,207,944
45600	A & G overhead	-	269,800	269,800	-
45620	Material overhead	-	1,800	1,800	-
45621	Employee benefit overhead	-	299,300	299,300	-
46000	Depreciation	-	1,897,096	1,897,096	1,897,096
46900	Business meetings	-	650	650	300
47000	Miscellaneous	-	11,202	11,202	1,127
47057	Accr int cap lease -fire equip	98,491	88,000	88,000	-
47064	Int cap lease - fire equip 09	40,921	82,000	82,000	-
	Total Maintenance & Operation	139,412	8,249,528	8,249,528	7,867,083

**CITY OF GLENDALE
PUBLIC WORKS DEPARTMENT
FLEET/EQUIPMENT MANAGEMENT FUND-PUBLIC WORKS GARAGE
601-541**

		Actual 2008-09	Adopted 2009-10	Revised 2009-10	Adopted 2010-11
TRANSFERS					
48010	Transfer-General Fund	-	1,000,000	1,000,000	500,000
	Total Transfers	-	1,000,000	1,000,000	500,000
CAPITAL OUTLAY					
51000	Capital outlay	3,479,846	-	2,583,111	3,612,836
	Total Capital Outlay	3,479,846	-	2,583,111	3,612,836
TOTAL		\$ 3,619,258	\$ 12,337,130	\$ 14,920,241	\$ 13,822,373

**CITY OF GLENDALE
PUBLIC WORKS DEPARTMENT
FLEET/EQUIPMENT MANAGEMENT FUND-POLICE GARAGE
601-543**

		Actual 2008-09	Adopted 2009-10	Revised 2009-10	Adopted 2010-11
SALARIES & BENEFITS					
41100	Salaries	-	-	-	461,677
41600-42500	Benefits	-	-	-	114,380
42600-42700	Retirement	-	-	-	53,739
	Total Salaries & Benefits	-	-	-	629,796
MAINTENANCE & OPERATION					
44300	Telephone	-	-	-	1,500
44352	ISD service charge	-	-	-	7,881
44600	Laundry & towel service	-	-	-	1,400
44750	Liability	-	-	-	11,542
45350	General supplies	-	-	-	600
45503	Fuel - gasoline	-	-	-	165,408
	Total Maintenance & Operation	-	-	-	188,331
TOTAL		\$ -	\$ -	\$ -	\$ 818,127

**CITY OF GLENDALE
PUBLIC WORKS DEPARTMENT
FLEET/EQUIPMENT MANAGEMENT FUND-FIRE GARAGE
601-544**

		Actual 2008-09	Adopted 2009-10	Revised 2009-10	Adopted 2010-11
SALARIES & BENEFITS					
41100	Salaries	-	-	-	370,889
41600-42500	Benefits	-	-	-	91,938
42600-42700	Retirement	-	-	-	43,290
	Total Salaries & Benefits	-	-	-	506,117
MAINTENANCE & OPERATION					
42900	Uniform allowance	-	-	-	500
43050	Repairs-bldgs & grounds	-	-	-	1,000
43060	Utilities	-	-	-	18,000
44100	Repairs to equipment	-	-	-	500
44120	Repairs to office equip	-	-	-	100
44300	Telephone	-	-	-	6,000
44350	Vehicle maintenance	-	-	-	1,000
44352	ISD service charge	-	-	-	7,881
44400	Janitorial services	-	-	-	1,000
44450	Postage	-	-	-	50
44550	Travel	-	-	-	1,200
44600	Laundry & towel service	-	-	-	1,800
44650	Training	-	-	-	2,000
44750	Liability	-	-	-	9,272
45100	Books	-	-	-	700
45150	Furniture & equipment	-	-	-	1,000
45250	Office supplies	-	-	-	250
45300	Small tools	-	-	-	500
45350	General supplies	-	-	-	1,000
45502	Fuel-natural gas	-	-	-	500
45503	Fuel - gasoline	-	-	-	7,500
46900	Business meetings	-	-	-	150
47000	Miscellaneous	-	-	-	75
	Total Maintenance & Operation	-	-	-	61,978
TOTAL		\$ -	\$ -	\$ -	\$ 568,095

**CITY OF GLENDALE
PUBLIC WORKS DEPARTMENT
FLEET/EQUIPMENT MANAGEMENT FUND-GWP GARAGE
601-545**

		Actual 2008-09	Adopted 2009-10	Revised 2009-10	Adopted 2010-11
SALARIES & BENEFITS					
41100	Salaries	-	-	-	578,900
41600-42500	Benefits	-	-	-	95,392
42600-42700	Retirement	-	-	-	67,330
	Total Salaries & Benefits	-	-	-	741,622
MAINTENANCE & OPERATION					
42800	Auto allowance	-	-	-	2,500
42900	Uniform allowance	-	-	-	1,500
43060	Utilities	-	-	-	37,000
43090	Equipment usage	-	-	-	500
43110	Contractual services	-	-	-	48,000
44100	Repairs to equipment	-	-	-	1,500
44120	Repairs to office equip	-	-	-	1,000
44300	Telephone	-	-	-	4,600
44350	Vehicle maintenance	-	-	-	350,000
44352	ISD service charge	-	-	-	7,881
44400	Janitorial services	-	-	-	1,100
44450	Postage	-	-	-	200
44550	Travel	-	-	-	11,200
44600	Laundry & towel service	-	-	-	2,000
44650	Training	-	-	-	5,300
44700	Computer software	-	-	-	2,500
44750	Liability	-	-	-	14,472
44800	Membership and dues	-	-	-	1,100
45100	Books	-	-	-	500
45150	Furniture & equipment	-	-	-	1,500
45170	Computer hardware	-	-	-	3,000
45250	Office supplies	-	-	-	2,500
45300	Small tools	-	-	-	3,800
45350	General supplies	-	-	-	3,300
45450	Printing and graphics	-	-	-	4,000
45503	Fuel - gasoline	-	-	-	300,000
45504	Fuel - diesel gas	-	-	-	100,000
45600	A & G overhead	-	-	-	269,800
45620	Material overhead	-	-	-	1,800
45621	Employee benefit overhead	-	-	-	299,300
46900	Business meetings	-	-	-	200
47000	Miscellaneous	-	-	-	10,000
	Total Maintenance & Operation	-	-	-	1,492,053
TOTAL		\$ -	\$ -	\$ -	\$ 2,233,675

PUBLIC WORKS
Personnel Classification Detail

Classification	Actual 2008-09	Budget 2009-10	Revised Budget 2009-10	Budget 2010-11
<u>Salaried Employees</u>				
Accountant II	1.00	1.00	1.00	-
Administrative Analyst	4.50	4.50	4.50	4.00
Administrative Assistant	5.00	6.00	6.00	6.00
Administrative Associate	3.00	3.00	3.00	3.00
Arborist Crew Supervisor	2.00	2.00	2.00	2.00
Assistant City Attorney	1.00	1.00	1.00	-
Assistant Construction Inspector	1.00	1.00	1.00	1.00
Assistant Environmental Technician	3.00	3.00	3.00	3.00
Assistant Parking Manager	3.00	3.00	3.00	3.00
Assistant Public Works Maint. Serv. Administrator	1.00	1.00	1.00	1.00
Assistant Traffic & Transportation Administrator	1.00	1.00	1.00	1.00
Assistant Transit Manager	1.00	1.00	1.00	1.00
Building Repairer	4.00	4.00	4.00	4.00
Cement Worker Finisher	4.00	4.00	4.00	4.00
City Engineer	1.00	1.00	1.00	1.00
Civil Engineer I	2.00	2.00	2.00	2.00
Civil Engineer II	2.00	2.00	2.00	2.00
Civil Engineering Assistant	8.00	8.00	8.00	8.00
Civil Engineering Associate	3.00	3.00	3.00	3.00
Community Outreach Assistant	1.00	1.00	1.00	1.00
Community Service Officer	12.00	12.00	12.00	12.00
Construction Inspector	4.00	4.00	4.00	4.00
Custodial Supervisor	1.00	1.00	1.00	1.00
Custodial Worker	16.00	16.00	16.00	16.00
Customer Service Assistant	1.00	1.00	1.00	1.00
Customer Service Representative	8.00	8.00	8.00	8.00
Director of Public Works	1.00	1.00	1.00	1.00
Electrician	2.00	2.00	2.00	2.00
Engineering Aide	1.00	1.00	1.00	1.00
Engineering Project Specialist	2.00	2.00	2.00	2.00
Engineering Technician	2.00	2.00	2.00	2.00
Environmental Program Administrator	1.00	1.00	1.00	1.00
Equipment Maintenance Supervisor	2.00	4.00	4.00	4.00
Equipment Mechanic Helper	3.00	4.00	4.00	4.00
Equipment Mechanic I	2.00	6.00	7.00	7.00
Equipment Mechanic II	5.00	13.00	12.00	12.00
Equipment Operator I	7.00	7.00	7.00	7.00
Equipment Operator II	4.00	4.00	4.00	4.00
Equipment Service Worker	7.00	8.00	8.00	8.00
Equipment Welder	2.00	2.00	2.00	2.00
Executive Analyst	1.00	1.00	1.00	1.00
Executive Secretary (Steno)	1.00	1.00	1.00	1.00
Facility Maintenance Superintendant	1.00	1.00	1.00	1.00
Facility Maintenance Supervisor	1.00	1.00	1.00	1.00
Fleet Manager	-	-	1.00	1.00
General Counsel	1.00	1.00	1.00	-
GIS Analyst	1.00	1.00	1.00	1.00
HVAC Control Tech	1.00	1.00	1.00	1.00

PUBLIC WORKS
Personnel Classification Detail

Classification	Actual 2008-09	Budget 2009-10	Revised Budget 2009-10	Budget 2010-11
HVAC Mechanic	2.00	2.00	2.00	2.00
Integrated Waste Administrator	1.00	1.00	1.00	1.00
Integrated Waste Supervisor	4.00	4.00	4.00	4.00
Integrated Waste Truck Operator	41.00	41.00	41.00	41.00
Integrated Waste Worker	13.00	13.00	13.00	13.00
IT Applications Specialist	1.00	1.00	1.00	-
Legal Executive Secretary	0.25	0.25	0.25	-
Maintenance Worker	16.00	16.00	16.00	16.00
Mechanical Maint. & Whse. Administrator	-	1.00	-	-
Mechanical Maintenance Administrator	1.00	1.00	1.00	1.00
Motor Sweeper Operator	4.00	4.00	4.00	4.00
Neighborhood Services Field Rep.	1.00	1.00	1.00	1.00
Office Operations Supervisor	3.00	3.00	3.00	3.00
Office Services Secretary (Steno)	1.00	1.00	1.00	1.00
Office Services Specialist I	2.00	2.00	2.00	2.00
Office Services Specialist II	1.00	1.00	1.00	1.00
Office Specialist I	1.00	1.00	1.00	1.00
Painter	2.00	2.00	2.00	2.00
Parking Manager	1.00	1.00	1.00	1.00
Parking Meter Collector/Repairer	3.00	3.00	3.00	3.00
PC Specialist	1.00	1.00	1.00	-
Planner	1.00	1.00	1.00	1.00
Plumber	1.00	1.00	1.00	1.00
Police Lieutenant	0.40	0.40	0.40	0.40
Police Parking Enforcement Supervisor	2.00	2.00	2.00	2.00
Police Sergeant	0.50	0.50	0.50	0.50
Principal Civil Engineer I	1.00	1.00	1.00	1.00
Principal Engineering Technician	2.00	2.00	2.00	2.00
Program Specialist	1.00	1.00	1.00	1.00
Project Management Administrator	1.00	1.00	1.00	1.00
Project Manager	3.00	3.00	2.00	2.00
Public Works Administrator	1.00	1.00	1.00	1.00
Public Works Maintenance Srvc. Admin	1.00	1.00	1.00	1.00
Real Property Agent	1.00	1.00	1.00	1.00
Senior Administrative Analyst	1.00	1.00	1.00	1.00
Senior Building Repairer	1.00	1.00	1.00	1.00
Senior Civil Engineer	3.00	3.00	3.00	3.00
Senior Construction Inspector	1.00	1.00	1.00	1.00
Senior Custodial Worker	3.00	3.00	3.00	3.00
Senior Engineering Technician	4.00	4.00	4.00	4.00
Senior Environmental Program Specialist	1.00	1.00	1.00	1.00
Senior Environmental Technician	1.00	1.00	1.00	1.00
Senior Equipment Mechanic	2.00	3.00	3.00	3.00
Senior Executive Analyst	2.00	2.00	2.00	2.00
Senior Integrated Waste Planner	1.00	1.00	1.00	1.00
Senior Office Services Specialist	2.25	2.25	2.25	2.25
Senior Planner	1.00	1.00	1.00	1.00
Senior Project Manager	-	-	1.00	1.00
Senior Survey Technician	2.00	2.00	2.00	2.00
Senior Tree Trimmer	2.00	2.00	2.00	2.00

PUBLIC WORKS
Personnel Classification Detail

Classification	Actual 2008-09	Budget 2009-10	Revised Budget 2009-10	Budget 2010-11	
Senior Wastewater Maintenance Worker	2.00	2.00	2.00	2.00	
Sign Painter	1.00	1.00	1.00	1.00	
Stores Clerk	1.00	1.00	1.00	1.00	
Street Crew Supervisor	2.00	2.00	2.00	2.00	
Street Maintenance Supervisor	2.00	2.00	2.00	2.00	
Street Maintenance Worker	14.00	14.00	14.00	14.00	
Survey Party Chief	1.00	1.00	2.00	2.00	
Survey Party Chief (Licensed)	1.00	1.00	-	-	
Survey Supervisor (Licensed)	1.00	1.00	1.00	1.00	
Traffic & Parking Supervisor	0.35	0.35	0.35	0.35	
Traffic & Transportation Admin.	1.00	1.00	1.00	1.00	
Traffic and Parking Supervisor	0.65	0.65	0.65	0.65	
Traffic Engineer I	1.00	1.00	1.00	1.00	
Traffic Engineering Associate	1.00	1.00	1.00	1.00	
Traffic Painter	5.00	5.00	5.00	5.00	
Transit Assistant	1.00	1.00	1.00	1.00	
Transit Manager	1.00	1.00	1.00	1.00	
Tree Trimmer	4.00	4.00	4.00	4.00	
Urban Forester	1.00	1.00	1.00	1.00	
Wastewater Maintenance Crew Supervisor	2.00	2.00	2.00	2.00	
Wastewater Maintenance Superintendent	1.00	1.00	1.00	1.00	
Wastewater Maintenance Trainee	1.00	1.00	2.00	2.00	
Wastewater Maintenance Worker	10.00	10.00	9.00	9.00	
Yard Attendant	2.00	2.00	2.00	2.00	
Total Salaried Employees	<u>340.90</u>	<u>359.90</u>	<u>359.90</u>	<u>354.15</u>	
<u>Hourly Employees*</u>			**	**	**
Administrative Assistant		-	-	0.50	(1)
Administrative Intern		-	-	0.46	(1)
City Resource Specialist		1.50	(2)	1.50	(2)
Construction Inspector		-	-	0.87	(1)
Customer Service Representative		0.42	(1)	0.42	(1)
Customer Services Officer		1.26	(3)	-	
Engineering Aide		-	-	0.50	(1)
Hourly City Worker		0.92	(2)	0.92	(2)
Integrated Waste Supervisor		0.42	(1)	0.42	(1)
Office Services Specialist I		-	-	0.92	(2)
Total Hourly Positions		<u>4.52</u>		<u>4.52</u>	<u>7.37</u>
Public Works Total	<u>*** 340.90</u>	<u>*** 364.42</u>	<u>364.42</u>	<u>361.52</u>	

* Hourly Employees - Data not available prior to fiscal year 2009-10

** Indicates number of positions corresponding to the stated Full-Time Equivalence (FTE)

*** FY 2008-09 Actuals and FY 2009-10 Budgets reflect recent departmental realignments for Building and Safety

CITY OF GLENDALE, CA

2010 – 2011

Adopted Budget

**CITY OF GLENDALE
ADMINISTRATIVE SERVICES - FINANCE
PERFORMANCE MEASURES**

CHARACTERISTIC	PERFORMANCE MEASURE	2010 TARGET	2010 ACTUAL	2011 TARGET
STRATEGIC GOAL: TRUST IN GOVERNMENT				
CITY MANAGEMENT IS WELL INFORMED TO MAKE SOUND FINANCIAL DECISIONS.	Create and present the five year financial plan for the General Fund, Enterprise Funds, and the Internal Service Funds during the mid-year report to City Council. On an on-going basis, update and regularly report the five year plan during budget and financial updates.	100%	80%	100%
PROVIDE DEPARTMENTS AND OUTSIDE CUSTOMERS WITH MEANINGFUL AND TIMELY FINANCIAL INFORMATION IN ORDER TO ASSIST IN THE MANAGEMENT OF BUDGETS.	100% of all adopted budget adjustments will be captured, prepared, and entered before the close of each respective month for which the budget adjustment was approved.	100%	75%	100%
	The general ledger accounting cycle will be closed within 21 calendar days after the month-end	100%	100%	100%
	The year-end general ledger accounting cycle will be closed within 4 months after year-end.	10/31/09	10/31/09	10/31/09
EARN THE GOVERNMENT FINANCE OFFICER'S ASSOCIATION (GFOA) AWARD FOR THE CITY'S COMPREHENSIVE ANNUAL FINANCIAL REPORT.	Produce the Comprehensive Annual Financial Report (CAFR) that meets the award standards of the GFOA.	12/31/09 Submission	12/16/09 Award Received	12/31/10 Submission
EARN THE GFOA'S DISTINGUISHED BUDGET PRESENTATION AWARD FOR THE CITY'S BUDGET DOCUMENT.	Produce an Adopted Annual Budget document that meets the award standards of the GFOA.	9/23/09 Submission	9/23/09 Award Received	9/22/10 Submission

**CITY OF GLENDALE
ADMINISTRATIVE SERVICES - FINANCE
PERFORMANCE MEASURES**

CHARACTERISTIC	PERFORMANCE MEASURE	2010 TARGET	2010 ACTUAL	2011 TARGET
STRATEGIC GOAL: TECHNOLOGY				
EMPLOYEES WILL BE ACCURATELY COMPENSATED WITH PROPER ACCOUNTING FOR PAYROLL AND RELATED BENEFITS.	Employees' paychecks should be process accurately and without the need of additional adjustments.	100%	98%	99%
PAYMENTS TO VENDORS WILL BE PROCESSED IN AN ACCURATE AND TIMELY MANNER.	Vendor payments are processed within 30 days of receipt by Accounts Payable once proper account strings and supporting documentation are provided.	100%	100%	100%
	Assist in maintaining system controls that prevent duplicate payments, incorrect posting of payments, and inaccurate amounts.	100%	99.98%	100%

**CITY OF GLENDALE
CITY ATTORNEY
PERFORMANCE MEASURES**

CHARACTERISTIC	PERFORMANCE MEASURE	2010 TARGET	2010 ACTUAL	2011 TARGET
STRATEGIC GOAL: TRUST IN GOVERNMENT				
ENSURING COMPLIANCE WITH LAWS AND REGULATIONS.	Provide ongoing in-service training to various departments on a variety of issues pertaining to changes in law which is specific to the department's subject matters.	100%	100%	100%
	Allocate funding for attorneys to attend conferences and trainings consistent within their level of expertise.	100%	100%	100%
	Proactively provide legal advice and counsel to departments as legal issues arise or changes in the law occur.	100%	100%	100%
PROVIDING RESPONSIVE AND TIMELY LEGAL ADVICE.	Timely respond to requests for legal services submitted by various City departments.	98%	98%	98%
	Defend the City in legal actions and/or claims.	100%	100%	100%
	Initiate lawsuits and code enforcement compliance consistent with legal and ethical standards.	100%	75%	75%
SEEKING AND OBTAINING MINIMUM CONTINUING LEGAL EDUCATION (MCLE) CERTIFIED PROVIDER STATUS AND PRODUCING AN ANNUAL REPORT.	Seek and obtain status as a certified MCLE provider.	6/30/2010	No	6/30/2010
	Produce and distribute an annual report delineating the activities and accomplishments of the City Attorney's Office.	12/31/09	No	12/31/10

**CITY OF GLENDALE
CITY CLERK
PERFORMANCE MEASURES**

CHARACTERISTIC	PERFORMANCE MEASURE	2010 TARGET	2010 ACTUAL	2011 TARGET
STRATEGIC GOAL: DIVERSITY				
DIVERSE REPRESENTATION IN ALL ACTIVITIES ASSOCIATED WITH THE DEMOCRATIC PROCESS.	Enhanced advertising for multi-cultural participants on boards and commissions.	100%	100%	100%
	Recruitment of bilingual poll workers for elections.	100%	N/A	100%
MULTIPLE OPPORTUNITIES TO CREATE AN INFORMED COMMUNITY.	Availability of information through multiple venues and languages.	100%	100%	100%
STRATEGIC GOAL: TRUST IN GOVERNMENT				
RESIDENTS FEEL A PART OF THE COMMUNITY AND PARTICIPATE IN THE GOVERNMENTAL PROCESSES THAT AFFECT OUR LIVES.	Evaluate the number of applicants for Boards and Commissions.	100%	100%	100%
	Examine the ratio of registered voters to those eligible to vote.	100%	N/A	100%
	Examine the ratio of those that do vote to those that are registered	100%	N/A	100%
EXCELLENT CUSTOMER SERVICE TO PROVIDE A SENSE OF TRUST.	Notice all public meetings properly and in accordance with the law.	100%	100%	100%
	Place all agendas and many packets on the City's website.	100%	100%	100%
POSITIVE PERCEPTION OF CITY GOVERNMENT.	Information on all City decisions are fully disclosed and available, as allowed by law.	100%	100%	100%
	Fully comply with or exceed "disclosures" and open meeting requirements and laws.	100%	100%	100%

**CITY OF GLENDALE
CITY TREASURER
PERFORMANCE MEASURES**

CHARACTERISTIC	PERFORMANCE MEASURE	2010 TARGET	2010 ACTUAL	2011 TARGET
STRATEGIC GOAL: TRUST IN GOVERNMENT				
PROVIDE THE PUBLIC WITH TIMELY INFORMATION.	The Monthly Report of City Investments will be posted to the City's website within 15 working days after the month ends.	100%	78%	100%
	The Quarterly Report of City Investments will be posted to the City's website within 15 working days after the quarter ends.	100%	100%	100%
	The Annual Report of City Investments will be posted to the City's website within 45 working days after the fiscal year ends (July through June).	100%	100%	100%
PROVIDE THE FINANCE DEPARTMENT WITH TIMELY BANK ACCOUNT LEDGER INFORMATION IN ORDER TO ASSIST IN THE GENERAL LEDGER ACCOUNTING OF CITY FUNDS.	The bank account ledger will be reconciled within 21 working days after the month ends.	N/A	N/A	100%

**CITY OF GLENDALE
COMMUNITY PLANNING
PERFORMANCE MEASURES**

CHARACTERISTIC	PERFORMANCE MEASURE	2010 TARGET	2010 ACTUAL	2011 TARGET
STRATEGIC GOAL: TRUST IN GOVERNMENT				
PROVIDE INNOVATIVE AND EFFECTIVE LEADERSHIP TO THE COMMUNITY IN DEFINING AND ACHIEVING ITS VISION	Hold community meetings to obtain community input for the North Glendale Community Plan	2	2	2
	Establish North Glendale Community Plan Advisory Committee and hold meetings	9	13	N/A
	North Glendale Community Plan Advisory Committee to prepare recommendations	100%	100%	N/A
	Prepare Draft North Glendale Community Plan	100%	50%	100%
MAINTAIN A TRANSPARENT AND PREDICTABLE DEVELOPMENT REVIEW PROCESS.	Meet with applicants at the Permit Services Center	22,296	20,442	22,296
	Answer phone calls at the Permit Services Center	21,795	14,530	21,975
	Assist applicants to provide predictability in the Design Review process	300	264	300
	Prepare draft city wide design guidelines	20%	20%	50%
	Hold regular meetings and provide staff for six Boards and Commissions:			
	- Building & Fire Board of Appeals	12	3	12
	- Design Review Boards 1 & 2	50	39	50
	- Historic Preservation Commission	12	8	12
- Planning Commission	24	17	24	
- Planning Hearing Officer	50	46	50	
	Publish public notices	150	151	150

**CITY OF GLENDALE
COMMUNITY PLANNING
PERFORMANCE MEASURES**

CHARACTERISTIC	PERFORMANCE MEASURE	2010 TARGET	2010 ACTUAL	2011 TARGET
	Mail public notices	9,000	9,855	9,000
	Provide consistent definitions for residential and institutional uses related to housing.	50%	20%	100%

STRATEGIC GOAL: COMMUNITY PLANNING & CHARACTER

ENSURE THAT DEVELOPMENT OCCURS IN AN ORDERLY AND SAFE MANNER WHICH IS SENSITIVE TO THE COMMUNITY, AND AVOIDS UNNECESSARY IMPACTS TO THE ENVIRONMENT BY PROMOTING HIGH QUALITY ARCHITECTURE AND URBAN DESIGN.	Create a Downtown Entertainment District	25%	25%	100%
	Prepare Urban Art Fund Implementation Options	10%	10%	100%
	Define Downtown Specific Plan minimum development standards	10%	10%	100%
	Implement Downtown Mobility Study			
	- Adopt in-lieu fee ordinance	25%	25%	100%
	- Adopt revised Transportation Demand Management Ordinance	25%	25%	100%
	- Adopt Downtown Transportation Fund Ordinance	25%	25%	100%
	- Review and amend preferential parking policies	N/A	N/A	60%
	- Adjust downtown parking standards	N/A	N/A	60%
	- Update Downtown way finding and environmental graphics	N/A	N/A	60%
	Historic Preservation			
	- Process Historic District application(s)	1	1	2
	- Add properties to Glen. Register of Historic Resources	5	6	7
	- Mills Act Applications	4	2	5
	Amend the Zoning Code			
- Reasonable accommodation procedure	100%	100%	N/A	
- Wireless telecommunications facilities	100%	100%	N/A	
- Water efficiency landscape ordinance	25%	25%	100%	
- Requirements for installation of solar panels	50%	50%	100%	
- Hollister Terrace special study	50%	50%	100%	
- Residential hillside standards	50%	30%	100%	
- Misc. code adjustment & clean-ups	25%	25%	100%	

**CITY OF GLENDALE
COMMUNITY PLANNING
PERFORMANCE MEASURES**

CHARACTERISTIC	PERFORMANCE MEASURE	2010 TARGET	2010 ACTUAL	2011 TARGET
	Adopt/amend the new:			
	- Building Code	100%	100%	100%
	- Residential Code	100%	100%	100%
	- Plumbing Code	100%	100%	100%
	- Mechanical Code	100%	100%	100%
	- Electrical Code	100%	100%	100%
	- Housing Code	100%	100%	100%
	- Fire Code	100%	100%	100%
	- Security Code	100%	100%	100%
	- Industrial Property Maintenance Code	100%	100%	100%
	- Green Building Code	100%	100%	100%
	Perform building plan checks (including Mechanical, Electrical, and Plumbing)	2,766	3,280	3,280
	Issue building permits	6,632	6,688	6,688
	Perform building inspections	15,745	15,180	15,180
	Current planning applications	131	106	110

STRATEGIC GOAL: SENSE OF COMMUNITY

ENSURE THAT RESIDENTIAL NEIGHBORHOODS AND COMMERCIAL DISTRICTS ARE SAFE, WELL-MAINTAINED AND FREE OF BLIGHT.	Reduce number of major code enforcement cases, with sustained compliance in commercial & residential neighborhoods; (as measured by number of abatement orders and number of criminal cases filed)	150	132	125
	Inspect 1,200 rental units annually for compliance with health and safety standards	1,200	1,468	1,500
	Remove a minimum of 150,000 sq. ft. of graffiti	150,000	168,000	150,000
	Track number of citations issued for unsafe dwelling units	60	42	50
	Develop/codify cemetery maintenance standards	N/A	N/A	100%
	Implement administrative citation program	100%	50%	100%

**CITY OF GLENDALE
COMMUNITY PLANNING
PERFORMANCE MEASURES**

CHARACTERISTIC	PERFORMANCE MEASURE	2010 TARGET	2010 ACTUAL	2011 TARGET
	Develop/codify vacant lot maintenance standards	N/A	N/A	100%
	Develop/codify parkway landscaping standards	100%	50%	100%
PROVIDE THE NECESSARY TOOLS FOR THE ENTIRE COMMUNITY TO HAVE A STRONG SENSE OF OWNERSHIP FOR THEIR NEIGHBORHOODS AND HAVE THE OPPORTUNITY TO BE INVOLVED IN THEIR CARE AND DEVELOPMENT.	Hold community/neighborhood festivals and improvement programs; adopt-a-block, clean-up days, festivals (as measured by annual count of events & specific programs)	18 Events	21 Events	20 Events
	Track participation in adopt-a-block programs (measured by # of active adopt-a-block groups registered on April 1 st , annually)	60	64	64
	Track number of property maintenance and blighted conditions reported	2,400	2,250	2,400
	Maintain high level of property aesthetics, (measured by the # of complaints received for poor maintenance or design non-conformity, FY)	1,000	1,130	1,000
	Complete development of Monterey Gardens	100%	50%	100%
CONTRIBUTE TO GLENDALE'S BEAUTY AND QUALITY OF LIFE.	Revise Design Review Board (DRB) procedures	100%	100%	100%
	Design Review Board cases reviewed	85	88	85
	People served at the DRB counter	600	603	600
	DRB exemptions	700	707	700
	DRB inspection requests	60	63	60

**CITY OF GLENDALE
COMMUNITY REDEVELOPMENT & HOUSING
PERFORMANCE MEASURES**

CHARACTERISTIC	PERFORMANCE MEASURE	2010 TARGET	2010 ACTUAL	2011 TARGET
STRATEGIC GOAL: ECONOMIC VITALITY				
NEIGHBORHOODS AND COMMERCIAL DISTRICTS ARE WELL MAINTAINED AND FREE OF BLIGHT.	Redeveloping projects	100%	100%	100%
	Façade improvement grants	100%	100%	100%
	Business assistance	100%	80%	100%
	Merchant Associations	100%	100%	100%
HEALTHY COLLABORATION OF BUSINESS AND GOVERNMENT.	Tax increment generated by redevelopment projects	100%	100%	100%
	Commitment to infrastructure improvements	100%	100%	100%
	General Fund revenue generated by redevelopment projects (i.e.: sales tax/TOT)	100%	0%	100%
CREATION AND ATTRACTION OF HIGH WAGE/HIGH GROWTH EMPLOYEES.	Maintain and increase temporary jobs through public and private redevelopment projects.	100%	100%	100%
	Maintain and increase permanent jobs through public and private redevelopment projects.	100%	100%	100%
	New business inquiries/requests for information.	100%	100%	100%
	Commercial broker inquires/office/industrial/retail.	100%	100%	100%
	Business attraction campaigns/marketing initiatives.	100%	50%	100%
	Facility searches (CoStar, LoopNet, etc.)	100%	100%	100%
	New investment/sales tax revenue.	100%	50%	100%

**CITY OF GLENDALE
COMMUNITY REDEVELOPMENT & HOUSING
PERFORMANCE MEASURES**

CHARACTERISTIC	PERFORMANCE MEASURE	2010 TARGET	2010 ACTUAL	2011 TARGET
	New jobs	100%	100%	100%
RETENTION AND EXPANSION OF LOCAL BUSINESSES.	Business inquiries/requests for information.	100%	100%	100%
	Business outreach – calls, letters, partner campaigns.	100%	100%	100%
	Facility searches (CoStar, LoopNet, etc.)	100%	100%	100%
	Expansion assistance – façade, permits, financing, etc.	100%	100%	100%
	New investment/sales tax revenue.	100%	50%	100%
	Jobs retained/created.	100%	50%	100%
SMALL BUSINESS ASSISTANCE AND SUPPORT.	Business assistance requests/inquiries.	100%	100%	100%
	Start-up information requests (i.e. ZUC, DBA, permit inquires, etc.)	100%	100%	100%
	Small Business Workshops/presentation outreach.	100%	50%	100%
	Business District/Merchant Assistance/initiatives.	100%	100%	100%
	Manufacturing Assistance.	100%	50%	100%
	SBA/SBDC referrals.	100%	100%	100%
WORKFORCE DEVELOPMENT AND EDUCATIONAL SUPPORT.	Workforce investment board initiatives.	100%	100%	100%
	Community College initiatives.	100%	0%	100%
	Regional collaboration – GUSD, Economic Alliance.	100%	100%	100%

**CITY OF GLENDALE
COMMUNITY REDEVELOPMENT & HOUSING
PERFORMANCE MEASURES**

CHARACTERISTIC	PERFORMANCE MEASURE	2010 TARGET	2010 ACTUAL	2011 TARGET
STRATEGIC GOAL: HOUSING				
HOUSING OPPORTUNITIES FOR ALL SEGMENTS OF THE POPULATION INCLUDING FAMILIES, ELDERLY, HOMELESS AND DISABLED.	New affordable units to be produced.	72 Units	107 Units	70 Units
	Rent burden on very low, low and moderate income units.	2,900 Vouchers	2,943 Vouchers	3,025 Vouchers
	Existing affordable units to be preserved.	636 Units	984 Units	1,176 Units
	New affordable units to be produced (Special Needs).	24 Units	27 Units	N/A

**CITY OF GLENDALE
COMMUNITY SERVICES & PARKS
PERFORMANCE MEASURES**

CHARACTERISTIC	PERFORMANCE MEASURE	2010 TARGET	2010 ACTUAL	2011 TARGET
STRATEGIC GOAL: PARKS & OPEN SPACE				
SUFFICIENT PARKLAND, PLAYING FIELDS, RECREATION FACILITIES AND OPEN SPACE EQUITABLY DISTRIBUTED THROUGH THE CITY.	Develop new parks and facilities in an attempt to increase the number and types of facilities provided to the residents of Glendale.	Complete construction of Adult Recreation Center and Cedar Mini Park.	Complete	Renovate Griffith Manor Park; Maple Park, Deukmejian Barn; and Construct Pacific Park Pool.
	Develop new parks and facilities in order to increase the number of developed acres of parkland per capita.	Increase the number of developed park acres by a half acre with the completion of the new Cedar Mini Park	Complete	N/A
STRATEGIC GOAL: COMMUNITY SERVICES & FACILITIES				
PROVIDE INFORMATION, SUPPORT AND EDUCATION TO ASSIST VULNERABLE POPULATIONS IN ACCESSING HEALTH AND WELLNESS RESOURCES.	Prepare an updated Social Services Resource Directory in order to provide a compiled list to the residents of Glendale.	6/30/2009	5/30/2010	N/A
COMPLETE CONSTRUCTION OR EXPANSION OF COMMUNITY CENTERS THAT ARE GEOGRAPHICALLY LOCATED IN AREAS WITH GREATEST NEEDS AND EQUALLY ACCESSIBLE BY ALL CITIZENS.	Amount of partnerships and completed joint development projects on an annual basis with public agencies, other City Departments and non-profit organizations.	5 Projects	3 Projects	3 Projects
STRATEGIC GOAL: SENSE OF COMMUNITY				
ACCESS TO QUALITY EXPERIENCES FOR THE ENTIRE COMMUNITY.	The City will strive to continue to offer the current number of free programs available to the public	Ongoing	113	113

**CITY OF GLENDALE
COMMUNITY SERVICES & PARKS
PERFORMANCE MEASURES**

CHARACTERISTIC	PERFORMANCE MEASURE	2010 TARGET	2010 ACTUAL	2011 TARGET
	The City will strive to continue to offer the current number of free events available to the public	Ongoing	11	11
HEALTHY COLLABORATION OF BUSINESS, COMMUNITY ORGANIZATIONS AND GOVERNMENT.	Provide funding to community organizations to serve needs of the community	Issue 35 Grants	Issued 42 Grants	Issue 35 Grants
	Engage service providers, business leaders, public agencies and community members in the Glendale Homeless Coalition.	Maintain Active Roster of 60	Maintained Active Roster of 60	Maintain Active Roster of 60
HEALTHY COLLABORATION OF BUSINESS AND GOVERNMENT.	Projects jointly developed by community partners, including companies, education, workforce development and economic development	4	7	4

STRATEGIC GOAL: HEALTH & WELLNESS

FACILITATE ACCESS TO QUALITY PHYSICAL AND MENTAL HEALTH CARE SERVICES FOR ALL RESIDENTS THROUGH SUPPORT OF LOCAL HOSPITAL INFRASTRUCTURE, EXPANSION OF SLIDING SCALE, COMMUNITY BASED HEALTH SERVICES, AND EXPANSION OF FIRE PARAMEDIC SERVICES.	Number of programs and extent of services available to persons without health insurance.	Fund 3 Health Care Programs	Funded 1 Health Care Program	Fund 3 Health Care Programs
	Number of partnerships the City has with community health providers and agencies that assist with providing physical and mental health care.	5	5	5
	Number of duplicated and unduplicated persons served at winter shelter program.	120	150	120
	Number of persons that receive intake at Homeless Access Center, and number of unduplicated persons that receive street outreach.	800/50	650/220	800/100
	Add permanent supportive housing units to the homeless continuum of care system.	20 Units	3 Units	20 Units

STRATEGIC GOAL: HOUSING

A PUBLIC THAT IS INFORMED OF HOUSING RIGHTS, RESPONSIBILITIES AND OPPORTUNITIES.	Volume of calls to the Housing Rights Center and number of discrimination cases opened.	1,000 Calls; 5 Cases	900 Calls; 9 Cases	1,000 Calls; 5 Cases
--	---	-------------------------	-----------------------	-------------------------

**CITY OF GLENDALE
COMMUNITY SERVICES & PARKS
PERFORMANCE MEASURES**

CHARACTERISTIC	PERFORMANCE MEASURE	2010 TARGET	2010 ACTUAL	2011 TARGET
	Number of tenants and landlords that receive information and attend workshops.	4,000 Tenants; 60 Landlords	4,000 Tenants; 10 Landlords	4,000 Tenants; 40 Landlords
	Number of tenant/landlord workshops.	3	2	2
STRATEGIC GOAL: ECONOMIC VITALITY				
BUSINESS AND SERVICES THAT SERVE THE NEEDS OF THE DIVERSE COMMUNITY.	Assistance provided to small/medium-size businesses	25	45	25
CREATION AND ATTRACTION OF HIGH WAGE/HIGH GROWTH EMPLOYERS.	Entered employment rate for the Verdugo Workforce Investment Board for adult population	65%	65%	65%
	Entered employment rate for the Verdugo Workforce Investment Board for dislocated worker population	81%	81%	81%
	Entered retention rate for the Verdugo Workforce Investment Board for adult population	81%	81%	81%
	Entered retention rate for the Verdugo Workforce Investment Board for dislocated worker population	83%	83%	83%
	Average earnings for the Verdugo Workforce Investment Board for adult worker	\$11 per hr	\$11 per hr	\$11 per hr
	Average earnings for the Verdugo Workforce Investment Board for dislocated worker	\$15 per hr	\$15 per hr	\$15 per hr
RETENTION AND EXPANSION OF LOCAL BUSINESSES.	Number of companies assisted with retention/expansion services	25	30	25
BUSINESS ENGAGED IN EDUCATION AND WORKFORCE DEVELOPMENT.	A forum providing connection of business and education with workforce development	1	1	1
	Youth after school and summer programs	1	16	16

**CITY OF GLENDALE
COMMUNITY SERVICES & PARKS
PERFORMANCE MEASURES**

CHARACTERISTIC	PERFORMANCE MEASURE	2010 TARGET	2010 ACTUAL	2011 TARGET
	Youth employment services including year round and summer programs	1	7	6

**CITY OF GLENDALE
FIRE
PERFORMANCE MEASURES**

CHARACTERISTIC	PERFORMANCE MEASURE	2010 TARGET	2010 ACTUAL	2011 TARGET
STRATEGIC GOAL: SAFE COMMUNITY				
HIGH QUALITY PUBLIC SAFETY SERVICES ARE PROVIDED BY PUBLIC AGENCIES ACTING JOINTLY.	Percent of response times under 5 minutes for fire and rescue services (NFPA 1710)	90%	76%	90%
	Number of false alarm response as a percentage of overall responses	5%	6.5%	5%
	Percent of 911 calls answered in 15 seconds or less (NFPA 1221)	95%	99.6%	95%
	Hours of multi-casualty incidents training (2) hours per company per year	600 Hours	N/A	72 Company Hrs.
	Hours of hazardous materials first-responder (FRO) training (4 hours per company per year) NFPA 472	600 Hours	696 Hours	144 Company Hrs.
	Hours of wild land fire fighting training (40 hours per company per year)	1,500 Hours	N/A	1,440 Company Hrs.
	Multi Company Drills (4 per company per year, 3 hours each)	New	New	144
	Company Night Drills (2 per company per year, 3 hours each)	New	New	72
CITY STAFF IS COMMITTED TO ENSURING THE SAFETY OF HOUSES, BUILDINGS AND INFRASTRUCTURE.	Percentage of Assembly, High Rise, Health Care Occupancies that are inspected each year	100%	30%	45%
	Percentage of Hazardous Material facilities inspected each year per Health & Safety Code Section 25508	33%	30%	33%
	Percentage of underground tanks inspected each year	100%	85%	100%
	Percentage of multi-family and business occupancies that are inspected each year	50%	38%	45%

**CITY OF GLENDALE
FIRE
PERFORMANCE MEASURES**

CHARACTERISTIC	PERFORMANCE MEASURE	2010 TARGET	2010 ACTUAL	2011 TARGET
	Number of "target" vegetation inspections performed annually	5,000	3,863	4,400
CITY DEPARTMENTS ARE ACTIVELY INVOLVED WITH THE COMMUNITY REGARDING PUBLIC SAFETY ISSUES.	Number of Fire Explorers and Fire Cadets	24	25	24
	Number of CPR training classes	24	27	24
	Number of Community Emergency Response Team (CERT) graduates	300	117	180
	Number of CERT programs offered	10	8	5
	Number of students attending Jr. Fire Programs	5,500	2,750	2,300
	Number of Hoover High School Academy graduates (completing year)	30	24	30
	Number of City staff receiving National Incident Management System (NIMS) training	200	250	250

**CITY OF GLENDALE
GLENDALE WATER & POWER
PERFORMANCE MEASURES**

CHARACTERISTIC	PERFORMANCE MEASURE	2010 TARGET	2010 ACTUAL	2011 TARGET
STRATEGIC GOALS: UTILITIES; ENVIRONMENT & CONSERVATION				
WATER SUPPLY	Increase water production in the Verdugo Basin to 3,856 acre feet per year by 2014	65%	65%	65%
	Increase recycled water sales to 2,500 acre feet per year by 2013	64%	65%	65%
	Implement a new 2.5% Public Benefit Charge water conservation program by 2010	100%	0%	50%
	Reduce customer water usage by 7 percent over 2006 base year by 2014	40%	100%	100%
	Meet Metropolitan Water District's water supply allocation target	100%	100%	100%
POWER SUPPLY	Reduce customer electricity usage by 7 percent by 2014	40%	40%	60%
	Increase Grayson Power Plant Efficiency to <10,000 heat rate	10%	10%	20%
	Reduce Green House Gas Emissions to 1990 levels by 2020	5%	10%	10%
	Achieve a balanced energy portfolio of 33% renewable by 2020	15%	60%	60%
	Complete Operating Metrics for Energy Management Resources Group by 2010	10%	10%	75%
CUSTOMER SERVICES	Achieve above average customer satisfaction scores on California Municipal Utilities Association Survey	100%	100%	100%
	Ensure that all affected customers and public are consistently notified on the Mass Notification System	100%	100%	100%
	Restore all minor power outages within 10 minutes of detection by 2014	10 Minutes	> 10	10

**CITY OF GLENDALE
GLENDALE WATER & POWER
PERFORMANCE MEASURES**

CHARACTERISTIC	PERFORMANCE MEASURE	2010 TARGET	2010 ACTUAL	2011 TARGET
	Restore all major power outages within 20 minutes of detection by 2014	40 Minutes	> 40	40
RATES	Establish water rates at or below 80% of the average rates in the area by 2014	100%	100%	100%
	Reduce electricity rates to 35% below Southern California Edison by 2014	20%	20%	30%
	Increase annual electrical wholesale net revenue to \$10 million by 2014	15%	20%	35%
	Reduce electrical system usage losses to <10% by 2014	1%	0%	1%
WATER INFRASTRUCTURE	Reduce unaccounted-for water to 5% by 2011	100%	40%	50%
	Replace old water meters installed before 2004 by 2011	30%	35%	75%
	Replace & Rehabilitate 25 miles of old pipe by 2014	100%	100%	50%
	Implement Effective Asset Management System by 2013	100%	70%	70%
POWER INFRASTRUCTURE	Reduce number of preventable outages to less than 25 per year by 2014	25	> 25	25
	Replace old electric meters installed before 2004 by 2011	30%	30%	50%
	Convert distribution feeders from 4kV to 12 kV by 2020	4 Feeders	4	2
	Upgrade the transmission system to 69 kV by 2014	30%	30%	30%
WORKFORCE	Increase workforce availability to 87% of total work hours by 2014	20%	100%	N/A
	Reduce vacancy rates to <5% of budgeted positions by 2012	30%	30%	35%

**CITY OF GLENDALE
GLENDALE WATER & POWER
PERFORMANCE MEASURES**

CHARACTERISTIC	PERFORMANCE MEASURE	2010 TARGET	2010 ACTUAL	2011 TARGET
	Achieve annual utility average OSHA incident rate of 2.0 by 2014	100%	100%	100%
	Achieve zero preventable vehicle accidents each year	100%	30%	50%
SYSTEMS	Install 100% of AMI Meters by 2013	80%	30%	50%
	Integrate GWP work processes and data into City-wide GIS by 2013	10%	10%	25%
	Create a GWP system integration that eliminates redundant data entry by 2012	10%	10%	20%

**CITY OF GLENDALE
HUMAN RESOURCES
PERFORMANCE MEASURES**

CHARACTERISTIC	PERFORMANCE MEASURE	2010 TARGET	2010 ACTUAL	2011 TARGET
DEPARTMENTAL GOALS*				
ESTABLISH A PRODUCTIVE WORKFORCE	75% of open recruitments will be completed within 90 calendar days.	75%	37.50%	75%
	75% of promotional recruitments will be completed within 45 calendar days.	75%	55.88%	75%
	Keep turnover rate within/below 7%.	7%	4.64%	7%
	90% of employee evaluations will be served within 30 days.	90%	89.76%	90%
ENSURE A PRODUCTIVE, WELL-TRAINED AND MULTI-SKILLED WORKFORCE	Maintain 75% employee participation in Glendale University Training and Development program	75%	70%	75%
	100% of employees will attend NEOGOV (Human Resources Application) training within first three months of employment	100%	99%	100%
	95% of all employees will complete harassment training every two years.	95%	95%	95%
PROVIDE CLAIMS HANDLING TO CITY EMPLOYEES INJURED ON THE JOB.	Maintain a 75% closure rate within each fiscal year by moving claims toward conclusion in a highly efficient manner.	75%	88%	75%
MAXIMIZE THE PRODUCTIVITY OF THE WORKFORCE.	75% of ADA/FEHA interactive meetings will result in a successful accommodation (by reasonable accommodation in current job or placement in a different job)	75%	94%	75%
	Maintain a 10% employee participation rate in wellness/health promotion activities.	10%	17%	10%
	City's contract clinic (Glendale Adventist) will provide services that meet City's performance benchmarks 90% of time.	90%	87%	90%

*Note: As a service Department, Human Resources supports various strategic goals indirectly by providing front line and operating departments with a high quality, trained, skilled labor force. As such, Human Resources' departmental performance measures are presented.

**CITY OF GLENDALE
HUMAN RESOURCES
PERFORMANCE MEASURES**

CHARACTERISTIC	PERFORMANCE MEASURE	2010 TARGET	2010 ACTUAL	2011 TARGET
STRATEGIC GOALS: SAFE COMMUNITY				
ASSIST EACH DIVISION IN PROMOTING AND ENSURING A SAFE WORK ENVIRONMENT.	100% of City Facilities will be inspected for hazards and safety infractions.	100%	50%	100%
	All Departments will conduct periodic Safety Meetings depending on their level of exposure and number of hazards.	100%	50%	100%

*Note: As a service Department, Human Resources supports various strategic goals indirectly by providing front line and operating departments with a high quality, trained, skilled labor force. As such, Human Resources' departmental performance measures are presented.

**CITY OF GLENDALE
INFORMATION SERVICES
PERFORMANCE MEASURES**

CHARACTERISTIC	PERFORMANCE MEASURE	2010 TARGET	2010 ACTUAL	2011 TARGET
DEPARTMENTAL GOALS*				
WEB SERVICES	Number of Website Hits	New	1.059 Million	1.0 Million
	Total Time Spent on City Site	New	2m 12s	3m
	Web Page Bounce Rate	New	42.09%	40%
	Total page views	New	3.678 Million	3.6 Million
	Number of Pages viewed per visit	New	3.47	3.00
HELP DESK DOCUMENT MANAGEMENT	Average Time to Close an AIMS Ticket	New	9 days	8 days
	Maintain or exceed a minimum support call answer rate.	New	80%	80%
	Number of incident tickets	New	12,000	11,000
	Maintain a minimum Customer Service Ranking	New	90%	90%
	Number of Documents Stored	New	1,600,000	1,700,000
PEOPLESOFT	Amount of Storage Used	New	1TB	1.1TB
	Total Number of Purchase Orders Produced	New	1,599	1,500
GEOGRAPHIC INFORMATION SYSTEMS	Total Number of Vouchers Produced	New	101,995	100,000
	Total Number of G/L Transactions	New	5,908	5,000
	Number of Layers	New	370	375
LAND INFORMATION SYSTEMS	Number of Permits	New	12,664	12,000
EMAIL	Number of Inspections	New	12,518	12,000

*Note: As a service Department, Information Services supports various strategic goals indirectly by providing access to information and City services via the internet, and providing departments and the public with acceptable connection speed levels. As such, Information Services' departmental performance measures are presented.

**CITY OF GLENDALE
INFORMATION SERVICES
PERFORMANCE MEASURES**

CHARACTERISTIC	PERFORMANCE MEASURE	2010 TARGET	2010 ACTUAL	2011 TARGET
	Total Dollar Amount of GF Permits	New	\$4.287 Million	\$4.600 Million
	Amount of Storage Used	New	250GB	300GB
NETWORK	Do not exceed an acceptable number of hours of un-scheduled downtime for a given year.	New	20 hrs	20 hrs
	Number of Network Devices (Switches, Routers, WAP, Firewalls, etc)	322	322	338
SERVERS	Number of Servers	209	209	219
ENTERPRISE STORAGE	Number of Storage Area Network (SAN) enclosures	5	5	5
USER DEVICES	Number of PC's, Printers and Copiers	1,903	1,903	1,922
TELEPHONES	Number of Telephones (non-cellular)	1,890	1,890	1,909
RADIO	Number of Portable Radios	1,000	1,059	1,109
RADIO	Number of Vehicle Radios	700	649	639
MOBILE PHONES	Number of Cell Phones Supported	250	277	257
SMART PHONES	Number of Smart Phones Supported	300	320	340
RADIO	Number of Base & Control Station Radios	108	108	112
MOBILE DATA	Number of Mobile Data Devices	900	974	1,000
PARKING METERS	Number of Parking Meters Supported	35	51	120
AUDIO SYSTEMS	Number of Audio, PA, & Alerting Systems Supported	19	19	20

*Note: As a service Department, Information Services supports various strategic goals indirectly by providing access to information and City services via the internet, and providing departments and the public with acceptable connection speed levels. As such, Information Services' departmental performance measures are presented.

**CITY OF GLENDALE
LIBRARY
PERFORMANCE MEASURES**

CHARACTERISTIC	PERFORMANCE MEASURE	2010 TARGET	2010 ACTUAL	2011 TARGET
STRATEGIC GOAL: EDUCATION, KNOWLEDGE, & LITERACY				
PROVIDE SERVICES AND RESOURCES NECESSARY FOR A LITERATE AND WELL INFORMED COMMUNITY.	Over 1.2 million people will visit Glendale's libraries annually.	100%	88%	100%
	Over 90,000 visits will be made to the Library Website.	100%	122%	100%
	Over 1.2 million items will be borrowed annually.	100%	107%	100%
	Over 38,000 adults participate in reading related programs.	100%	88%	100%
	20,000 wireless access users annually and 250,000 users of Library computers.	100%	100%	100%
	Over 9,000 participants in art and literary programs.	100%	301%	100%
	Complete remodel of Casa Verdugo and Chevy Chase, complete design of Brand and Central remodels, and begin design of Montrose Library in partnership with the Fire Department.	N/A	--	--
PROVIDE SERVICES AND RESOURCES TO MEET THE READING AND INFORMATION NEEDS OF A CULTURALLY DIVERSE COMMUNITY.	At least 40,000 materials will be borrowed in languages other than English.	100%	122%	125%
CHILDREN AND YOUNG ADULTS HAVE AN OPPORTUNITY TO READ.	Over 35,000 children and young adults will participate in reading related programs.	100%	145%	150%
	Over 400,000 children and young adult items will circulate annually.	100%	111%	115%

**CITY OF GLENDALE
MANAGEMENT SERVICES
PERFORMANCE MEASURES**

CHARACTERISTIC	PERFORMANCE MEASURE	2010 TARGET	2010 ACTUAL	2011 TARGET
STRATEGIC GOAL: TRUST IN GOVERNMENT				
ENSURING THE CITY'S DECISION- MAKING PROCESS IS INCLUSIVE AND RESPECTFUL OF PUBLIC ENGAGEMENT.	Public meetings and City-sponsored community events will continue to be publicized to achieve greater participation by member of the community.	100%	100%	100%
	Ensure request for public documents are compliant with all legal requirements.	100%	100%	100%
STRATEGIC GOAL: ECONOMIC VITALITY				
MAINTAINING THE FINANCIAL HEALTH OF THE CITY.	Maintain at least an "AA" bond rating or equivalent on all outstanding debt issues by all three credit rating agencies: Moody's, Standard & Poor's, and Fitch's	"AA" Rating	100%	"AA" Rating
STRATEGIC GOAL: SENSE OF COMMUNITY				
ESTABLISHING VENUES TO RECOGNIZE AND CELEBRATE THE DIVERSE CULTURES WITHIN THE CITY THROUGH SPECIAL EVENTS, PROGRAMS AND ACTIVITIES.	Support and implement at least 4 cultural events that recognize and promote different cultures.	4	4	4

**CITY OF GLENDALE
POLICE
PERFORMANCE MEASURES**

CHARACTERISTIC	PERFORMANCE MEASURE	2010 TARGET	2010 ACTUAL	2011 TARGET
STRATEGIC GOAL: SAFE COMMUNITY				
ACTIVE ENGAGEMENT BETWEEN CITY DEPARTMENTS AND THE COMMUNITY REGARDING PUBLIC SAFETY ISSUES.	Increase ratio by 10% of Neighborhood Watch Groups to total neighborhoods.	Increase 10%	Increased 100%, 10 to 20	25% Increase
	Increase the number of CrimeStopper Hotline calls by 10%.	Increase 10%	Decreased by 11%, 9 to 8	Increase by 10%
ESTABLISHING A DIVERSE AND REPRESENTATIVE WORKFORCE WITHIN THE CITY OF GLENDALE ORGANIZATION.	Increase outreach efforts by 10% (including community organization meetings, job fairs, local television spots, etc).	Increase 10%	Increased by 20%, 260 to 312	Increase by 20%
ENHANCING SAFETY THROUGH ENGINEERING, ENFORCEMENT AND EDUCATION.	Reduce pedestrian vs. vehicle collisions by 5%.	Reduce 5%	Increased by 2.8%, 72 to 74	Reduce by 5%
	Submit comprehensive report on traffic safety to City Council & participate in Mayor Ara Najarian's six-point safety plan.	12/31/2009	Complete	N/A

**CITY OF GLENDALE
PUBLIC WORKS
PERFORMANCE MEASURES**

CHARACTERISTIC	PERFORMANCE MEASURE	2010 TARGET	2010 ACTUAL	2011 TARGET
STRATEGIC GOAL: COMMUNITY SERVICES & FACILITIES				
MAINTAIN CITY BUILDINGS THAT ARE SAFE, CLEAN AND ACCESSIBLE.	Building and Facilities Related Capital Improvement Projects completed.	100%	100%	100%
	Facilities Services Requests ("FSR") completed for non-routine maintenance services.	3,000	3,308	3,000
PROVIDE FISCALLY STRONG, COMPETITIVE, HIGH QUALITY AND RELIABLE UTILITY SERVICES FOR GLENDALE CUSTOMERS.	Reduction in number of sanitary sewer blockages.	0	4	0
	Linear feet of sewer main cleaned.	1 million	1.23 million	1.23 million
	Linear feet of sewer main TV-inspected.	200,000	175,000	200,000
	Assess lower refuse fees than average in comparative cities.	Yes	Yes	Yes
	Miles of street sweeping, including posted, non-posted and special districts.	41,000	41,309	41,500
	Tons of refuse collected.	71,000	72,377	73,000
	Tons of refuse from all sources accepted at the Scholl Canyon Landfill.	225,000	225,000	300,000
STRATEGIC GOAL: COMMUNITY PLANNING & CHARACTER				
PROMOTE A COMMUNITY THAT IS WELL PLANNED.	Street Infrastructure CIP Projects completed on time and on budget.	100%	100%	100%
	Sewer and Stormdrain related Capital Improvement Projects completed on time and on budget.	100%	100%	100%
	ADA Street Infrastructure related Capital Improvement Projects completed on time and on budget.	100%	100%	100%

**CITY OF GLENDALE
PUBLIC WORKS
PERFORMANCE MEASURES**

CHARACTERISTIC	PERFORMANCE MEASURE	2010 TARGET	2010 ACTUAL	2011 TARGET
STRATEGIC GOAL: ENVIRONMENT & CONSERVATION				
PROMOTE SOUND INITIATIVES IN THE AREA OF ENVIRONMENT AND CONSERVATION.	Meet AB939 Source Reduction and Diversion Rate by state-mandated legislation which requires yearly diversion goal of 50%.	Yes	Yes	Yes
	Maintain regulatory compliance according to Regional Water Quality Control Board mandates.	Yes	Yes	Yes
	Maintain regulatory compliance in accordance with National Pollutant Discharge Elimination System (NPDES) mandates.	Yes	Yes	Yes
	Maintain Regulatory Compliance with Southern California Air Quality Management District (AQMD) Rules and the Regional Water Quality Control Board.	Yes	Yes	Yes
	Maintain regulatory compliance in accordance with Regional Water Quality Control Board mandates by conducting restaurant inspections related to waste Fats, Oils, and Grease (FOG) discharges.	735 inspections	735 inspections	757 inspections
	Collect more bulky items through appointment-based system versus illegal item abandonment.	Yes	Yes	Yes
STRATEGIC GOAL: TRANSPORTATION & MOBILITY				
PROVIDE OPTIMAL TRANSIT AND PARKING SERVICES, AND PROVIDE HIGH QUALITY TRAFFIC ENGINEERING, FORECASTING AND PLANNING.	Perform prescribed preventive maintenance on City vehicles and equipment.	1,200 units	1,200 units	1,170 units
	Maintain a high quality on-time performance for the Beeline transit system according to a contractual agreement requiring no less than a 90% goal rate.	90+%	90+%	90+%
	Perform all scheduled Beeline preventive maintenance and inspections on-time on 35 buses.	100%	100%	100%

**CITY OF GLENDALE
PUBLIC WORKS
PERFORMANCE MEASURES**

CHARACTERISTIC	PERFORMANCE MEASURE	2010 TARGET	2010 ACTUAL	2011 TARGET
	Operate solvent downtown parking structures and pay meter stations.	100%	100%	100%
	Install and maintain optimal signalized intersections, pedestrian crossings, red-light enforcement technology, and conduct traffic calming, traffic safety outreach programs, and traffic impact studies.	Yes	Yes	Yes

CITY OF GLENDALE, CA

2010 – 2011

Adopted Budget

GLOSSARY OF BUDGET TERMS

A

Adopted Budget

The City Council approved annual budget establishing the legal authority for the expenditure of funds as set forth in the adopting Council budget resolution.

Appropriation

An authorization by the City Council to make expenditures/expenses and to incur obligations for a specific purpose within a specific time frame.

Assessed Valuation

A dollar value placed on real estate or other property by Los Angeles County as a basis for levying property taxes.

Audit

An examination and evaluation of the City's records and procedures to ensure compliance with specified rules, regulations, and best practices. The City Charter requires a yearly independent financial audit, by an independent certified public accountant that forms an audit opinion regarding the legitimacy of transactions and internal controls.

B

Balanced Budget

When the total of revenues and other financing sources is equal to or greater than the total of expenditures and other financing uses.

Basis of Accounting

The timing of recognition, that is, when the effects of transactions or events are recognized, for financial reporting or budgeting purposes. The three basis of accounting for governmental agencies are: (1) Cash Basis – when cash is received or paid; (2) Accrual Basis – when the underlying transaction or event takes place; (3) Modified Accrual Basis – revenues and expenditures are recognized in the accounting period in which they become available and expenditures are recognized in the accounting period in which the fund liability occurred. Glendale uses the Modified Accrual Basis for Governmental Funds and Accrual Basis for Proprietary Funds.

Basis of Budgeting

Refers to the method used for recognizing revenues and expenditures in the budget. Glendale's basis of budgeting is the same as their basis of accounting.

Bond

A written promise to pay a specific sum of principal amount, at a specified date(s) in the future, together with periodic interest at a special rate.

Bond Proceeds

Funds received from the sale or issuance of bonds.

Bonded Debt

The amount at which a bond or note is bought or sold above its par value, or face value, without including accrued interest.

GLOSSARY OF BUDGET TERMS

C

Capital Budget

A financial plan of proposed expenses and associated revenues for the purchase or construction of capital improvements. The City of Glendale prepares a ten year plan called the Capital Improvement Program (CIP) Budget. Expenditures take place over one year or multiple years. Appropriations are added to projects each fiscal year as the CIP is adopted.

Capital Outlay

A budget appropriation category for equipment having a unit cost of more than \$5,000 and an estimated useful life of over one year.

Capital Project

A permanent physical addition to the City's assets including the design, construction, and/or purchase of land, buildings, facilities, or major renovations.

Certificates of Participation (COPs)

Debt instruments used to raise revenue for the City to fund items or activities such as equipment purchases or capital projects. Specific City assets or operating revenues are pledged to guarantee payment of the certificates.

Charges for Services

Revenues collected as reimbursement for services provided to the public or to some other program/fund in the City.

City Charter

The legal authority granted by the State of California establishing the City of Glendale and its form of government. The Charter also gives the City the ability to provide services and collect revenue to support those services.

City Manager's Transmittal Letter

A general discussion of the budget. The letter contains an explanation of principal budget items and summaries.

Community Development Block Grant (CDBG)

As established by the federal government, the CDBG program is a flexible program that provides communities with resources to address a wide range of unique community development needs. Based on the U.S. Department of Housing and Urban Development (HUD), the CDBG program is one of the longest continuously run programs at HUD since it began in 1974. The CDBG program provides annual grants on a formula basis to over 1,200 general units of local governments and States.

Comprehensive Annual Financial Report (CAFR)

A government financial statement that provides a thorough and detailed presentation of the government's financial condition. It reports on the government's activities and balances.

GLOSSARY OF BUDGET TERMS

Consumer Price Index (CPI)

The Consumer Price Index is a measure estimating the average price of consumer goods and services purchased by households. The change in this index from year to year is used to measure the cost of living and economic inflation.

D

Debt Service

The payment of principal and interest on an obligation resulting from the issuance of bonds, notes, or certificates of participation.

Debt Service Requirements

The amount of money required to pay interest on outstanding debt and required contributions to accumulate money for future retirement of bonds.

Deficit

An excess of expenditures or expenses over revenues (resources) during an accounting period.

Department

An organization unit comprised of divisions, sections, and/or programs. A department has overall management responsibility for an operation or a group of related operations.

Division

A sub-section within a department which furthers the objectives of the City Council by providing specific services or products.

E

Electorate

A body of qualified voters.

Encumbrances

A legal obligation or commitment to pay funds in the future for a service or item, such as a long-term contract or purchase order. Encumbrances cease when the obligations are paid or terminated. The use of encumbrances prevents overspending and provides budgetary control to the organization.

Enterprise Fund

In governmental accounting, an enterprise fund is one that provides goods or services to the public. Service fees, rather than taxes or transfers, are charged in order to fund the business which makes the fund self-supporting. An example is a government-owned utility.

Expenditure

The actual spending of Governmental funds set aside by an appropriation.

Expense

The actual spending of proprietary funds (Enterprise and Internal Service Fund types) set-aside by an appropriation.

F

Fiscal Year

A twelve-month period of time to which the annual budget applies. The City of Glendale's fiscal year is July 1 through June 30.

GLOSSARY OF BUDGET TERMS

Fund

In Governmental Accounting, a fund is a fiscal and accounting entity with a self-balancing set of accounts recording cash and other financial resources, together with related liabilities and residual equities or balances, and changes therein. Funds are segregated for the purpose of conducting specific activities or attaining certain objectives in accordance with special regulations, restrictions, or limitations.

Fund Balance

The amount of financial resources immediately available for use. Generally, this represents the accumulated annual operating surpluses and deficits since the fund's inception.

G

GANN Appropriations Limit

Article XIII-B of the California State Constitution provides limits regarding the total amount of appropriations in any fiscal year from tax proceeds.

General Fund

The primary fund of the City used to account for all revenues and expenditures of the City not legally restricted as to use. Departments financed by the General Fund include Police, Fire, Parks, Library, and administrative support departments (Finance, Human Resources, City Attorney, etc.)

Governmental Funds

Funds generally used to account for tax-supported activities. City of

Glendale's governmental funds include the General Fund, Special Revenue Funds, Capital Project Funds, and Debt Service Funds.

Grant

Contributions, gifts of cash or other assets from another governmental entity to be used or expended for a specific purpose, activity, or facility.

I

Interfund Transfer

Money transferred from one fund to another. These transfers may finance the operations of another fund or reimburse the fund for certain expenditures/expenses.

Internal Service Fund

In governmental accounting, an internal service fund is a proprietary fund that provides services to other City departments and charges for services rendered, similar to a private business. It is intended to be self-supporting.

L

Legal Debt Limit

In accordance with the City Charter Article XI Section 13, the total bonded debt of the City shall not exceed 15% of the assessed valuation of all property taxable for City purposes.

O

Operating Budget

Annual appropriation of funds for on-going program costs, including salaries, benefits, maintenance, operations, debt service, capital outlay, and capital improvements.

CITY OF GLENDALE

GLOSSARY OF BUDGET TERMS

Ordinance

A formal legislative enactment by the City Council. It has the full force and effect of law within City boundaries unless pre-empted by a higher form of law. An Ordinance has a higher legal standing than a Resolution.

P

Performance Measure

Quantitative and/or qualitative measures of work performed related to specific departmental or program objectives.

Proprietary Funds

Funds that focus on the determination of operating income, changes in net assets (or cost recovery), financial position, and cash flows. There are two different types of proprietary funds: enterprise funds and internal service funds.

R

Reimbursement

Payment of amount remitted on behalf of another party, department, or fund.

Reserve

An account used to record a portion of the fund balance as legally segregated for a specific use.

Resolution

A special order of the City Council which has a lower legal standing than an ordinance. The City's budget is adopted via a Resolution of Appropriation.

Revenues

Amount received for taxes, fees, permits, licenses, interest, intergovernmental sources, and other sources during the fiscal year.

Revenue Bonds

A type of bond usually issued to construct facilities. The bonds are repaid from the revenue produced by the operation of these facilities.

S

Salaries and Benefits

A budget category which generally accounts for full-time and temporary employees, overtime expenses, and all employee benefits such as medical, dental, and retirement.

Special Revenue Funds

This fund type collects revenues that are restricted by the City, State, or Federal Government as to how they may be spent. Most of the special revenue funds are grant revenues.

Adopted
6/22/10
Weaver/Quintero
All Ayes

RESOLUTION NO. R-875

**RESOLUTION ADOPTING THE GLENDALE REDEVELOPMENT
AGENCY BUDGET FOR THE 2010-11 FISCAL YEAR**

WHEREAS, The Glendale Redevelopment Agency desires to adopt its budget for the 2010-11 fiscal year;

WHEREAS, State Law requires that all Redevelopment Agencies adopt an annual budget;

WHEREAS, the Agency hereby determines that the planning and administrative expenses provided in the Budget to be made from the Low and Moderate Income Housing Fund are necessary for the production, improvement or preservation of low- and moderate-income housing.

WHEREAS, a proposed Budget was presented to the Redevelopment Agency before June 1, 2010; totaling \$34,123,642.

NOW, THEREFORE BE IT RESOLVED, that the amount of \$34,123,642 shall constitute the 2010-11 Glendale Redevelopment Agency budget.

Adopted this 22nd day of June, 2010.



Chairperson of the Glendale
Redevelopment Agency

ATTEST:


Secretary of the Glendale
Redevelopment Agency



CITY OF GLENDALE
DATE 6/14/2010
**APPROVED AS TO FINANCIAL
PROVISIONS FOR \$ 34,123,642**

STATE OF CALIFORNIA)
COUNTY OF LOS ANGELES) SS
CITY OF GLENDALE)




Director of Finance *MDV*

I, Ardashes Kassakhian, Secretary of the Redevelopment Agency of the City of Glendale, California, do certify that the foregoing Resolution No. R-875 was adopted by the Redevelopment Agency of the City of Glendale, California, and signed by the Chairman at a regular meeting thereof held on the 22nd day of June, 2010 and that the same was passed by the following vote:


Ayes: Drayman, Najarian, Quintero, Weaver, Friedman

Noes: None

Absent: None

APPROVED AS TO FORM


CITY ATTORNEY
6-16-10



Secretary, Redevelopment Agency of
the City of Glendale, California

6 A 1

GLENDALE REDEVELOPMENT AGENCY
SUMMARY OF THE BUDGET FOR THE YEAR ENDING JUNE 30, 2011

ESTIMATED FINANCING RESOURCES	GRA Administrative Fund I	GRA Administrative Fund II	GRA Central Project Fund
<i>Revenue</i>			
Property taxes	12,117,545	6,876,017	-
Use of money and property	930,000	20,000	100,000
Revenue from other agencies	-	-	-
Charges for services	16,000	-	-
Miscellaneous revenue	20,000	-	-
InterFund revenue	-	-	-
Transfer from Other Funds	-	-	-
Fund Balance - Prior Year	1,989,442	-	-
TOTAL	\$ 15,072,987	\$ 6,896,017	\$ 100,000

ESTIMATED REQUIREMENTS	GRA Administrative Fund I	GRA Administrative Fund II	GRA Central Project Fund
<i>Expenditures</i>			
Salaries & Benefits	1,809,929	256,238	-
Maintenance and operations	10,928,058	5,129,447	-
Capital Outlay	-	-	-
Capital Projects	2,335,000	396,500	-
Inventory Offsets	-	-	-
Transfers to Other Funds	-	605,000	-
TOTAL APPROPRIATIONS	\$ 15,072,987	\$ 6,387,185	\$ -
Unallocated	-	508,832	100,000
TOTAL	\$ 15,072,987	\$ 6,896,017	\$ 100,000

GLENDALE REDEVELOPMENT AGENCY
SUMMARY OF THE BUDGET FOR THE YEAR ENDING JUNE 30, 2011

	Grand Central Creative Campus Fund	SF Rd Corridor Tax Share Fund	2010 Tax Allocation Bonds	Sub-Total
ESTIMATED FINANCING RESOURCES				
<i>Revenue</i>				
Property taxes	-	-	-	18,993,562
Use of money and property	50,000	160,000	-	1,260,000
Revenue from other agencies	-	2,300,000	-	2,300,000
Charges for services	-	-	-	16,000
Miscellaneous revenue	-	-	-	20,000
InterFund revenue	-	-	-	-
Transfer from Other Funds	605,000	-	-	605,000
Fund Balance - Prior Year	-	-	1,650,000	3,639,442
TOTAL	\$ 655,000	\$ 2,460,000	\$ 1,650,000	\$ 26,834,004
ESTIMATED REQUIREMENTS				
<i>Expenditures</i>				
Salaries & Benefits	-	-	-	2,066,167
Maintenance and operations	-	-	-	16,057,505
Capital Outlay	-	-	-	-
Capital Projects	605,000	-	1,650,000	4,986,500
Inventory Offsets	-	-	-	-
Transfers to Other Funds	-	-	-	605,000
TOTAL APPROPRIATIONS	\$ 605,000	\$ -	\$ 1,650,000	\$ 23,715,172
Unallocated	50,000	2,460,000	-	3,118,832
TOTAL	\$ 655,000	\$ 2,460,000	\$ 1,650,000	\$ 26,834,004

GLENDALE REDEVELOPMENT AGENCY
SUMMARY OF THE BUDGET FOR THE YEAR ENDING JUNE 30, 2011

	2002 GRA Tax Allocation Bonds	2003 GRA Tax Allocation Bonds	2010 GRA Tax Allocation Bonds	Total
ESTIMATED FINANCING RESOURCES				
<i>Revenue</i>				
Property taxes	3,682,000	4,613,000	1,823,470	29,112,032
Use of money and property	130,000	160,000	-	1,550,000
Revenue from other agencies	-	-	-	2,300,000
Charges for services	-	-	-	16,000
Miscellaneous revenue	-	-	-	20,000
InterFund revenue	-	-	-	-
Transfer from Other Funds	-	-	-	605,000
Fund Balance - Prior Year	-	-	-	3,639,442
TOTAL	\$ 3,812,000	\$ 4,773,000	\$ 1,823,470	\$ 37,242,474
ESTIMATED REQUIREMENTS				
<i>Expenditures</i>				
Salaries & Benefits	-	-	-	2,066,167
Maintenance and operations	3,812,000	4,773,000	1,823,470	26,465,975
Capital Outlay	-	-	-	-
Capital Projects	-	-	-	4,986,500
Inventory Offsets	-	-	-	-
Transfers to Other Funds	-	-	-	605,000
TOTAL APPROPRIATIONS	\$ 3,812,000	\$ 4,773,000	\$ 1,823,470	\$ 34,123,642
Unallocated	-	-	-	3,118,832
TOTAL	\$ 3,812,000	\$ 4,773,000	\$ 1,823,470	\$ 37,242,474

RESOLUTION NO. H-418

**RESOLUTION ADOPTING THE GLENDALE HOUSING
AUTHORITY BUDGET FOR THE 2010-11 FISCAL YEAR**

WHEREAS, The Glendale Housing Authority desires to adopt its budget for the 2010-11 fiscal year.

WHEREAS, the Housing Authority hereby determines that the planning and administrative expenses provided in the Budget to be made from the Low and Moderate Income Housing Fund are necessary for the production, improvement and preservation of low- and moderate-income housing and directly relate to the projects and programs funded by the Low and Moderate Income Housing Fund; and

WHEREAS, the Housing Authority finds that the expenditure of Housing Funds outside the Redevelopment Project areas (Central and San Fernando) will be of benefit to the Redevelopment Projects as the implementation of the Redevelopment Projects has and will continue to generate jobs in the Redevelopment Projects, thereby creating the need for programs throughout the City to increase the supply of affordable housing and improve and preserve the City's existing affordable housing stock.

WHEREAS, the Housing Authority anticipates some funds budgeted for 2009-10 will remain in several Redevelopment Set Aside and HOME program budgets at year end, these funds are to carryover in the 2010-11 Budget as follows: Redevelopment Set Aside funds for program 242-840-1242 Emergency Shelter will carryover to that program and all other program funds remaining will carryover to 242-840-1223 New Construction Rental Housing Program. HOME funds will carryover to their current programs.

WHEREAS, a Proposed Budget was presented to the City Council and Housing Authority before June 1, 2010; totaling \$39,167,161.

NOW THEREFORE, BE IT RESOLVED by The Glendale Housing Authority that, the amount of \$39,167,161 shall constitute the 2010-11 Glendale Housing Authority budget.

Adopted this 22nd day of June, 2010.



Chairperson of the Glendale
Housing Authority

CITY OF GLENDALE

DATE 6/14/2010

**APPROVED AS TO FINANCIAL
PROVISION FOR \$ 39,167,161**

ATTEST:



Secretary of the Glendale
Housing Authority



1 C


_____ *mN*
Director of Finance

RESOLUTION NO. H-418


STATE OF CALIFORNIA)
COUNTY OF LOS ANGELES) SS
CITY OF GLENDALE)


I, Ardashes Kassakhian, Secretary of the Housing Authority of the City of Glendale, California, do certify that the foregoing Resolution No. H-418 was adopted by the Housing Authority of the City of Glendale, California, and signed by the Chairman at a regular meeting hereof held on the 22nd day of June, 2010 and that the same was passed by the following vote:

Ayes: Drayman, Friedman, Mincey, Najarian, Parazian, Weaver, Quintero

Noes: None

Absent: None


Secretary, Housing Authority of
the City of Glendale, California

APPROVED AS TO FORM

CITY ATTORNEY
DATE 6-16-10

Adopted
6/22/10
Weaver/Quintero
All Ayes

RESOLUTION NO. 10-99

**RESOLUTION OF THE COUNCIL OF THE CITY OF GLENDALE, CALIFORNIA
MAKING FINDINGS WITH RESPECT TO ADMINISTRATIVE EXPENSES AND
EXPENDITURES OUTSIDE THE REDEVELOPMENT PROJECT AREAS
FOR THE 2010-11 HOUSING AUTHORITY BUDGET**

WHEREAS, the Housing Authority of the City of Glendale ("Housing Authority") administers the Redevelopment Agency's Low and Moderate Income Housing Fund pursuant to Health and Safety Code Section 33334.3 for the purpose of increasing, improving and preserving the City's affordable housing stock; and

WHEREAS, the Housing Authority must incur certain administrative expenses in connection with its programs to increase, improve and preserve the supply of affordable housing within the City; and

WHEREAS, the Housing Authority expends some of its funding from the Low and Moderate Income Housing Fund outside of the Redevelopment Agency's redevelopment project areas.

NOW THEREFORE, BE IT RESOLVED BY THE COUNCIL OF THE CITY OF GLENDALE, CALIFORNIA AS FOLLOWS:

SECTION 1. The Council finds and determines that the planning and administrative expenses provided for in the Housing Authority Budget to be made from the Low and Moderate Income Housing Fund are necessary for the production, improvement and preservation of low- and moderate-income housing and directly relate to the projects and programs funded by the Low and Moderate Income Housing Fund.

SECTION 2. The Council finds that the expenditure of Housing Funds outside the Redevelopment Project areas (Central and San Fernando) will be of benefit to the Redevelopment Agency's redevelopment project areas as the implementation of the Redevelopment Projects has and will continue to generate jobs in the Redevelopment Projects, thereby creating the need for programs throughout the City to increase the supply of affordable housing and improve and preserve the City's existing affordable housing stock.

Adopted this 22nd day of June, 2010.

ATTEST:




City Clerk



Mayor

APPROVED AS TO FORM



CITY ATTORNEY
DATE 6-16-10

1 A

RESOLUTION NO. 10-99
Continued

STATE OF CALIFORNIA)
COUNTY OF LOS ANGELES) SS
CITY OF GLENDALE)

I, Ardashes Kassakhian, City Clerk of the City of Glendale, certify that the foregoing Resolution was adopted by the Council of the City of Glendale, California, at a joint meeting held on the 22nd day of June 2010, and that the same was adopted by the following vote:

Ayes: Drayman, Friedman, Quintero, Weaver, Najarian

Noes: None

Absent: None

Abstain: None



City Clerk

RESOLUTION NO. R-874

**RESOLUTION OF THE GLENDALE REDEVELOPMENT AGENCY
MAKING FINDINGS WITH RESPECT TO ADMINISTRATIVE EXPENSES AND
EXPENDITURES OUTSIDE THE REDEVELOPMENT PROJECT AREAS
FOR THE 2010-11 HOUSING AUTHORITY BUDGET**

WHEREAS, the Housing Authority of the City of Glendale ("Housing Authority") administers the Redevelopment Agency's Low and Moderate Income Housing Fund pursuant to Health and Safety Code Section 33334.3 for the purpose of increasing, improving and preserving the City's affordable housing stock; and

WHEREAS, the Housing Authority must incur certain administrative expenses in connection with its programs to increase, improve and preserve the supply of affordable housing within the City; and

WHEREAS, the Housing Authority expends some of its funding from the Low and Moderate Income Housing Fund outside of the Redevelopment Agency's redevelopment project areas.

NOW THEREFORE, BE IT RESOLVED BY THE GLENDALE REDEVELOPMENT AGENCY AS FOLLOWS:

SECTION 1. The Glendale Redevelopment Agency finds and determines that the planning and administrative expenses provided for in the Housing Authority Budget to be made from the Low and Moderate Income Housing Fund are necessary for the production, improvement and preservation of low- and moderate-income housing and directly relate to the projects and programs funded by the Low and Moderate Income Housing Fund.

SECTION 2. The Glendale Redevelopment Agency finds that the expenditure of Housing Funds outside the Redevelopment Project areas (Central and San Fernando) will be of benefit to the Redevelopment Agency's redevelopment project areas as the implementation of the Redevelopment Projects has and will continue to generate jobs in the Redevelopment Projects, thereby creating the need for programs throughout the City to increase the supply of affordable housing and improve and preserve the City's existing affordable housing stock.

Adopted this 22nd day of June, 2010.



Chairperson of the Glendale
Redevelopment Agency


ATTEST:



Secretary of the Glendale
Redevelopment Agency

1 B

APPROVED AS TO FORM



CITY ATTORNEY
DATE 6-16-10

RESOLUTION NO. R-874
Continued

STATE OF CALIFORNIA)
COUNTY OF LOS ANGELES) SS
CITY OF GLENDALE)

I, Ardashes Kassakhian, Secretary of the Glendale Redevelopment Agency, certify that the foregoing Resolution was adopted by the Glendale Redevelopment Agency of the City of Glendale, California, at a joint meeting held on the 22nd day of June, 2010, and that the same was adopted by the following vote:

Ayes: Drayman, Najarian, Quintero, Weaver, Friedman

Noes: None

Absent: None

Abstain: None


Secretary, Redevelopment Agency
of the City of Glendale, California

GLENDALE HOUSING AUTHORITY
SUMMARY OF THE BUDGET FOR THE YEAR ENDING JUNE 30, 2011

	Housing Assistance Fund	Home Grant Fund	Supportive Housing Grant Fund	Emergency Shelter Grant Fund
ESTIMATED FINANCING RESOURCES				
<i>Revenue</i>				
Property taxes	-	-	-	-
Other taxes	-	-	-	-
Use of money and property	20,000	-	-	-
Revenue from other agencies	14,100,129	2,317,339	2,194,335	143,776
Charges for services	-	-	-	-
Miscellaneous revenue	12,851,086	3,000	-	-
InterFund revenue	-	-	-	-
Transfer from Other Funds	-	-	-	-
Fund Balance - Prior Year	-	-	-	-
TOTAL	\$ 26,971,215	\$ 2,320,339	\$ 2,194,335	\$ 143,776
ESTIMATED REQUIREMENTS				
<i>Expenditures</i>				
Salaries & Benefits	2,189,320	179,867	86,613	-
Maintenance and operations	24,659,983	2,140,472	2,107,722	143,776
Capital Outlay	-	-	-	-
Capital Projects	-	-	-	-
Inventory Offsets	-	-	-	-
Transfers to Other Funds	-	-	-	-
TOTAL APPROPRIATIONS	\$ 26,849,303	\$ 2,320,339	\$ 2,194,335	\$ 143,776
Unallocated	121,912	-	-	-
TOTAL	\$ 26,971,215	\$ 2,320,339	\$ 2,194,335	\$ 143,776

GLENDALE HOUSING AUTHORITY
SUMMARY OF THE BUDGET FOR THE YEAR ENDING JUNE 30, 2011

	Low & Moderate Housing Fund	Sub-Total	Low and Mod Loan Payable	Total Housing
ESTIMATED FINANCING RESOURCES				
<i>Revenue</i>				
Property taxes	4,153,295	4,153,295	3,056,113	7,209,408
Other taxes	-	-	-	-
Use of money and property	200,000	220,000	-	220,000
Revenue from other agencies	-	18,755,579	-	18,755,579
Charges for services	-	-	-	-
Miscellaneous revenue	250,000	13,104,086	-	13,104,086
InterFund revenue	-	-	-	-
Transfer from Other Funds	-	-	-	-
Fund Balance - Prior Year	-	-	-	-
TOTAL	\$ 4,603,295	\$ 36,232,960	\$ 3,056,113	\$ 39,289,073
ESTIMATED REQUIREMENTS				
<i>Expenditures</i>				
Salaries & Benefits	2,211,682	4,667,482	-	4,667,482
Maintenance and operations	2,391,613	31,443,566	3,056,113	34,499,679
Capital Outlay	-	-	-	-
Capital Projects	-	-	-	-
Inventory Offsets	-	-	-	-
Transfers to Other Funds	-	-	-	-
TOTAL APPROPRIATIONS	\$ 4,603,295	\$ 36,111,048	\$ 3,056,113	\$ 39,167,161
Unallocated	-	121,912	-	121,912
TOTAL	\$ 4,603,295	\$ 36,232,960	\$ 3,056,113	\$ 39,289,073



2010 – 2011

CITY OF GLENDALE
www.ci.glendale.ca.us