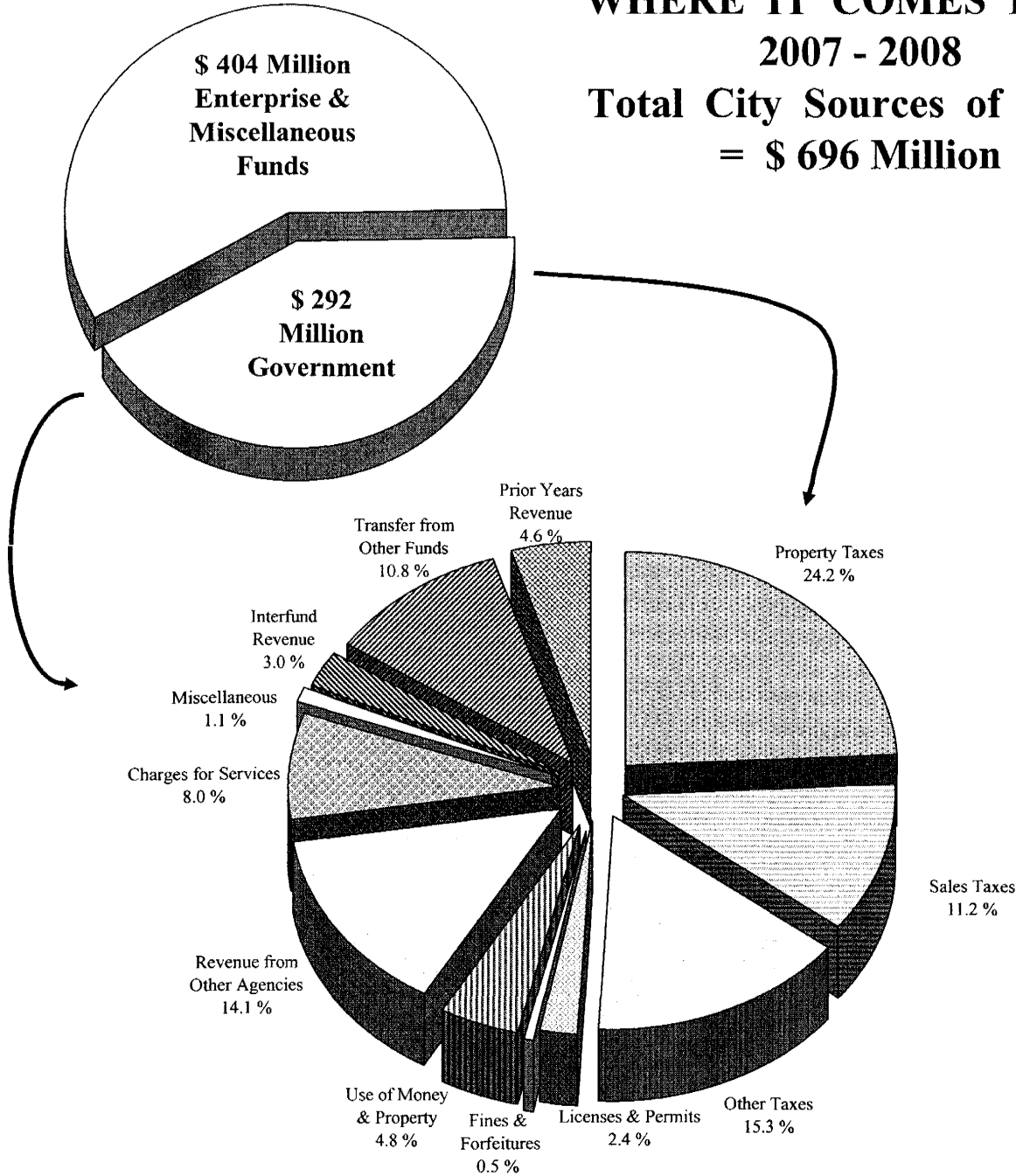


**WHERE IT COMES FROM**  
**2007 - 2008**  
**Total City Sources of Funds**  
**= \$ 696 Million**



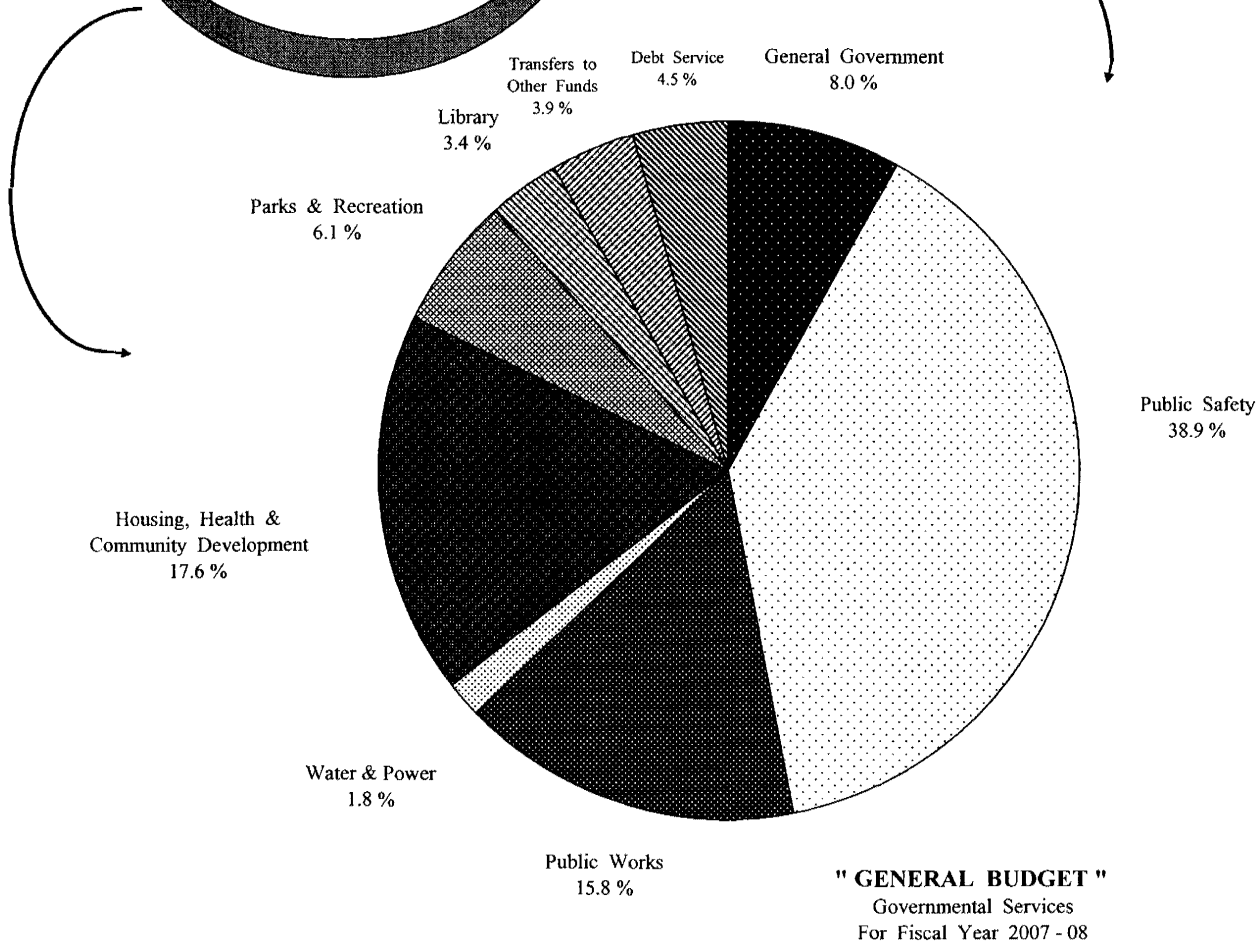
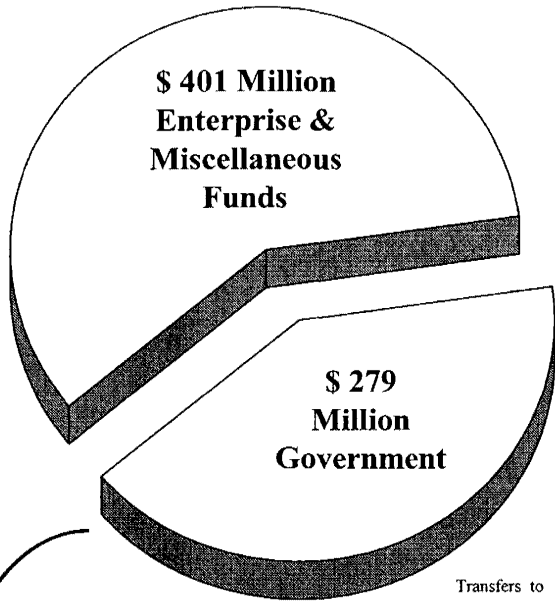
**TOTAL**  
**GOVERNMENT**  
**BUDGET**

**\$ 291,216,972**

**" GENERAL BUDGET "**  
 Governmental Services  
 For Fiscal Year 2007 - 08

SERVICES	AMOUNT	PERCENT
Property Taxes	70,743,000	24.2 %
Sales Taxes	32,640,000	11.2 %
Other Taxes	44,425,000	15.3 %
Licenses & Permits	7,055,000	2.4 %
Fines & Forfeitures	1,400,000	0.5 %
Use of Money & Property	13,946,000	4.8 %
Revenue from Other Agencies	41,022,500	14.1 %
Charges for Services	23,327,030	8.0 %
Miscellaneous	3,067,189	1.1 %
Interfund Revenue	8,600,000	3.0 %
Transfer from Other Funds	31,544,911	10.8 %
Prior Years Revenue	13,446,342	4.6 %
<b>TOTAL</b>	<b>\$ 291,216,972</b>	<b>100.0 %</b>

**WHERE IT GOES**  
**2007 - 2008**  
**Total Appropriations**  
**= \$ 680 Million**



**TOTAL**  
**GOVERNMENT**  
**APPROPRIATIONS**

**\$ 278,812,797**

SERVICES	AMOUNT	PERCENT
General Government	22,115,405	8.0 %
Public Safety	108,464,920	38.9 %
Public Works	44,175,644	15.8 %
Glendale Water & Power	5,156,357	1.8 %
Housing, Health, Economic & Community Devel.	49,204,721	17.6 %
Parks & Recreation	16,921,562	6.1 %
Library	9,397,936	3.4 %
Transfers to Other Funds	10,885,399	3.9 %
Debt Service	12,490,853	4.5 %
<b>TOTAL</b>	<b>\$ 278,812,797</b>	<b>100.0 %</b>