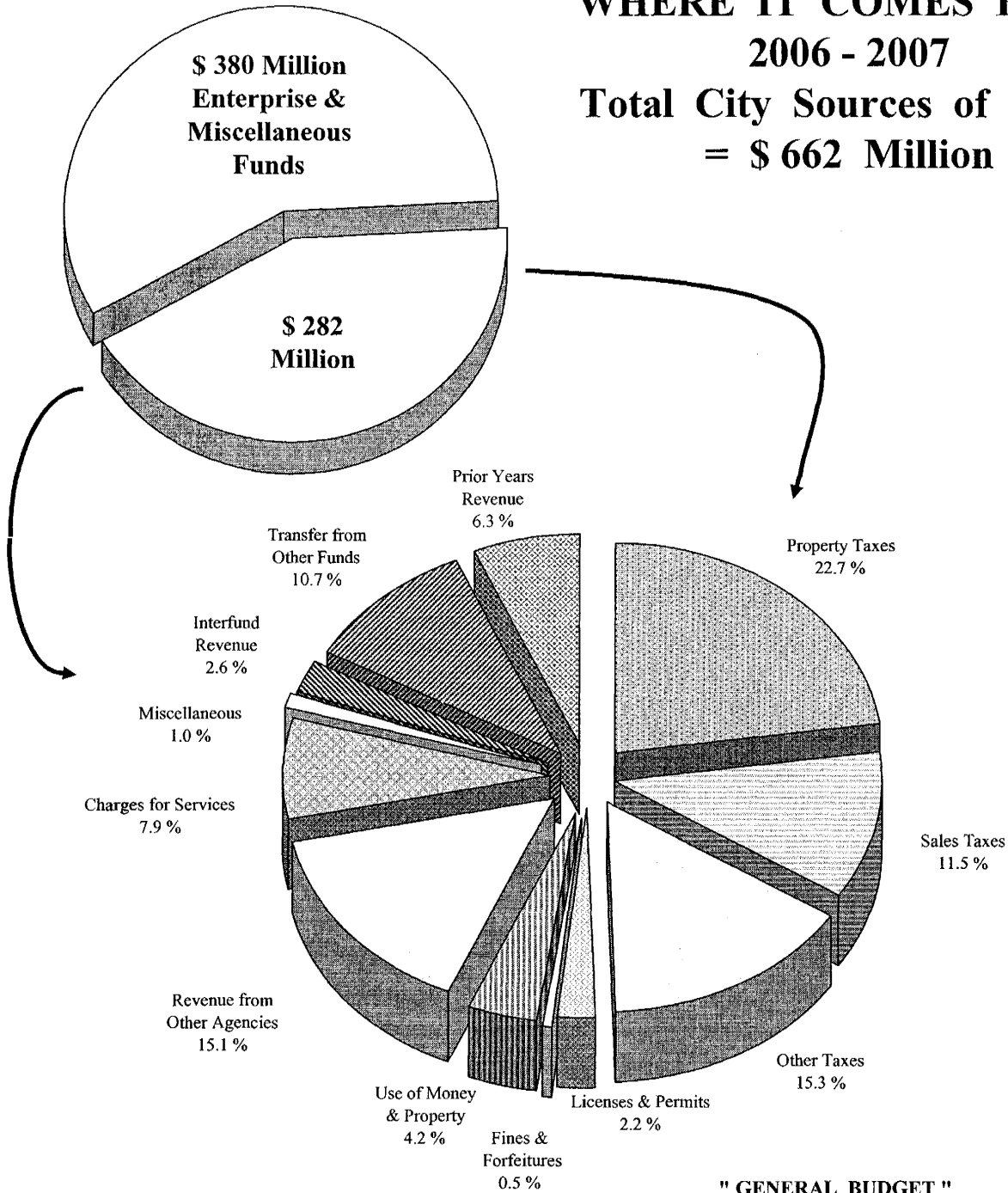


WHERE IT COMES FROM
2006 - 2007
Total City Sources of Funds
= \$ 662 Million



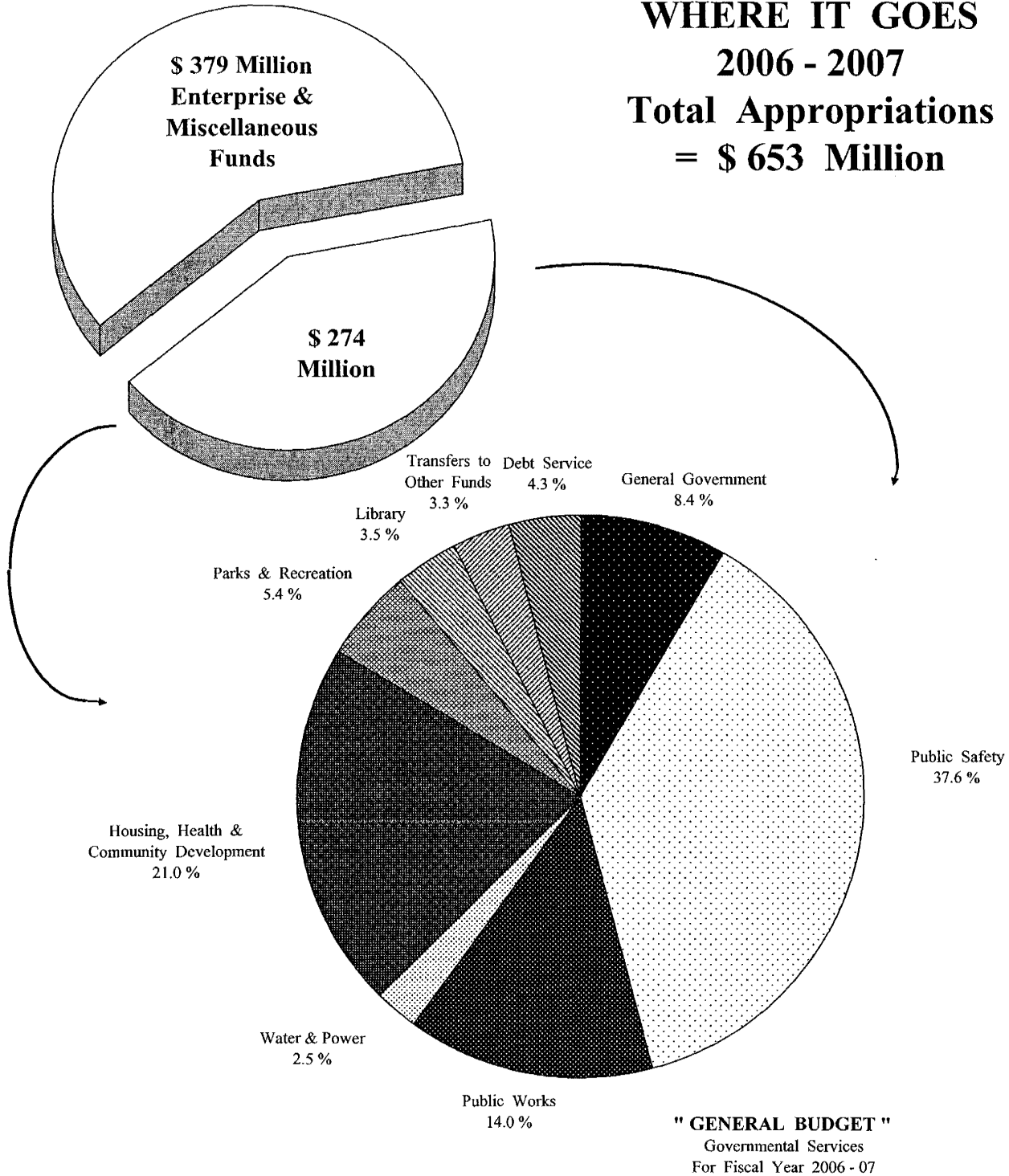
" GENERAL BUDGET "
 Governmental Services
 For Fiscal Year 2006 - 07

TOTAL
GOVERNMENT
BUDGET

\$ 281,840,597

SERVICES	AMOUNT	PERCENT
Property Taxes	63,931,978	22.7 %
Sales Taxes	32,474,000	11.5 %
Other Taxes	43,150,000	15.3 %
Licenses & Permits	6,176,663	2.2 %
Fines & Forfeitures	1,400,000	0.5 %
Use of Money & Property	11,850,000	4.2 %
Revenue from Other Agencies	42,677,175	15.1 %
Charges for Services	22,283,206	7.9 %
Miscellaneous	2,747,804	1.0 %
Interfund Revenue	7,300,000	2.6 %
Transfer from Other Funds	30,197,911	10.7 %
Prior Years Revenue	17,651,860	6.3 %
TOTAL	\$ 281,840,597	100.0 %

WHERE IT GOES
2006 - 2007
Total Appropriations
= \$ 653 Million

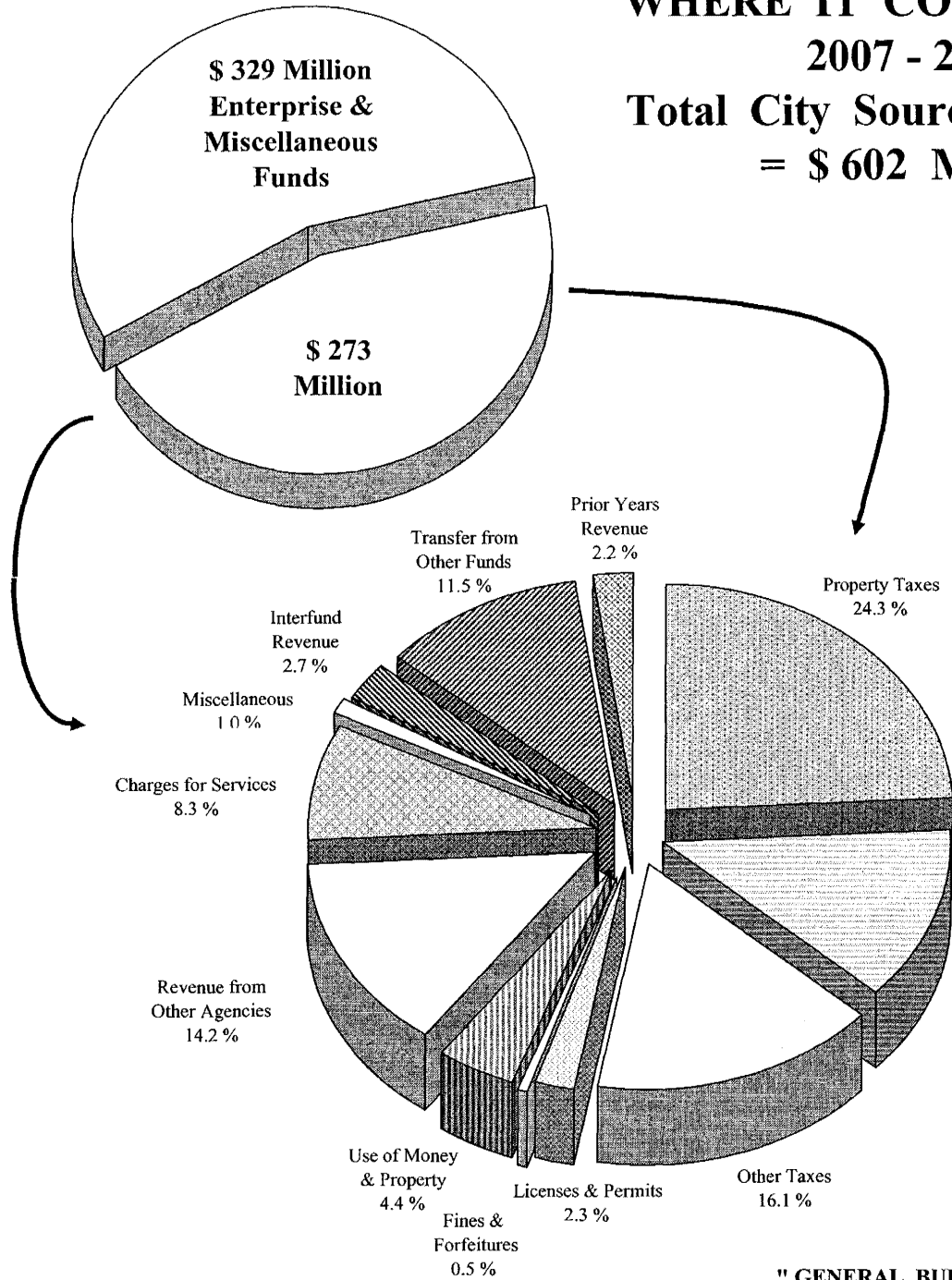


TOTAL
GOVERNMENT
APPROPRIATIONS

\$ 273,936,570

SERVICES	AMOUNT	PERCENT
General Government	22,976,666	8.4 %
Public Safety	102,887,957	37.6 %
Public Works	38,449,104	14.0 %
Glendale Water & Power	6,978,100	2.5 %
Housing, Health, Economic & Community Devel.	57,542,665	21.0 %
Parks & Recreation	14,767,181	5.4 %
Library	9,560,008	3.5 %
Transfers to Other Funds	9,048,911	3.3 %
Debt Service	11,725,978	4.3 %
TOTAL	\$ 273,936,570	100.0 %

WHERE IT COMES FROM
2007 - 2008
Total City Sources of Funds
= \$ 602 Million



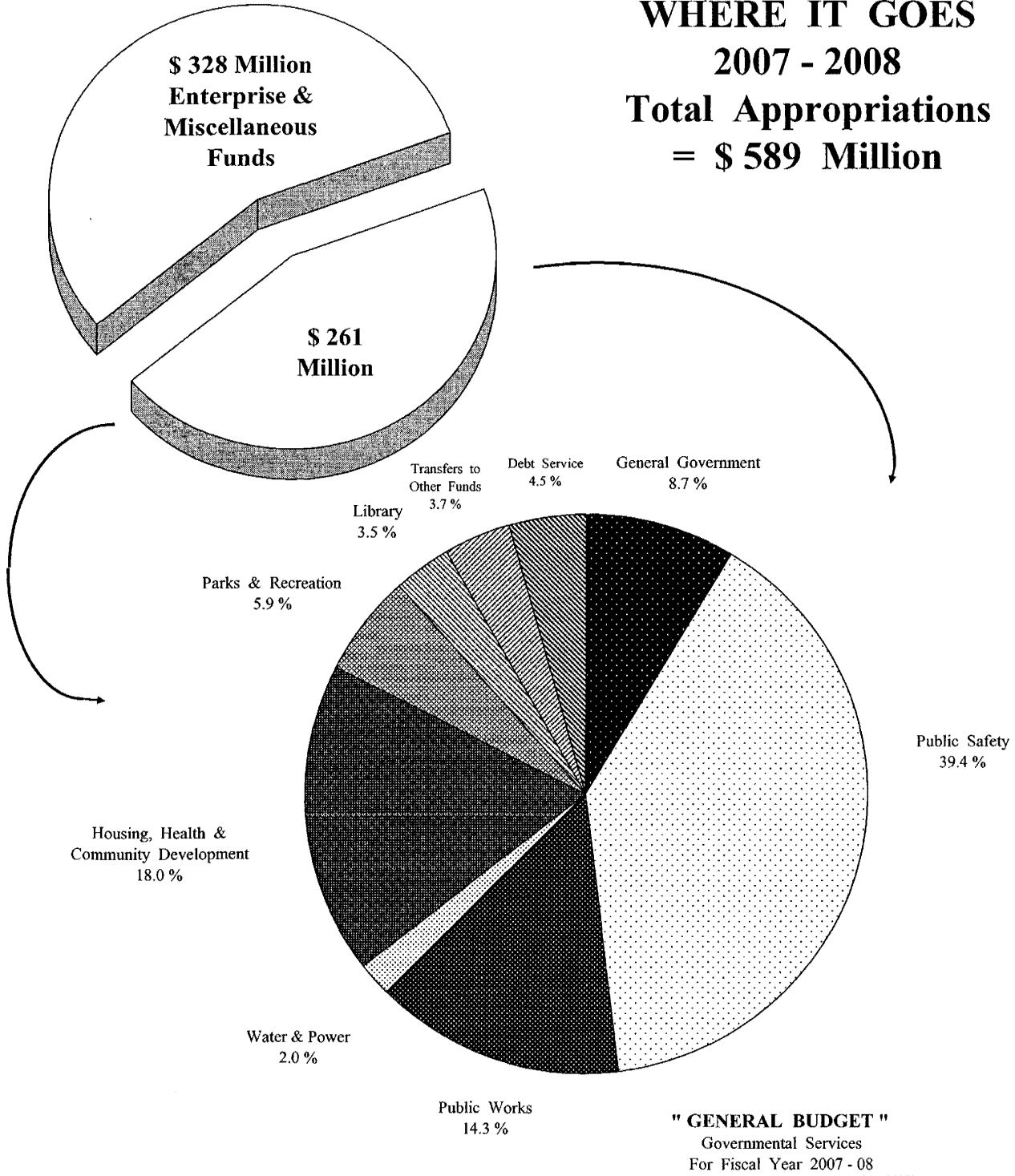
TOTAL
GOVERNMENT
BUDGET

\$ 272,802,801

" GENERAL BUDGET "
 Governmental Services
 For Fiscal Year 2007 - 08

SERVICES	AMOUNT	PERCENT
Property Taxes	66,221,003	24.3 %
Sales Taxes	33,821,000	12.5 %
Other Taxes	44,050,000	16.1 %
Licenses & Permits	6,276,663	2.3 %
Fines & Forfeitures	1,400,000	0.5 %
Use of Money & Property	11,857,000	4.4 %
Revenue from Other Agencies	38,613,509	14.2 %
Charges for Services	22,756,153	8.3 %
Miscellaneous	2,801,072	1.0 %
Interfund Revenue	7,500,000	2.7 %
Transfer from Other Funds	31,368,911	11.5 %
Prior Years Revenue	6,137,490	2.2 %
TOTAL	\$ 272,802,801	100.0 %

WHERE IT GOES
2007 - 2008
Total Appropriations
= \$ 589 Million



TOTAL
GOVERNMENT
APPROPRIATIONS

\$ 261,049,364

" GENERAL BUDGET "
 Governmental Services
 For Fiscal Year 2007 - 08

SERVICES	AMOUNT	PERCENT
General Government	22,729,813	8.7 %
Public Safety	102,912,881	39.4 %
Public Works	37,285,563	14.3 %
Glendale Water & Power	5,093,700	2.0 %
Housing, Health, Economic & Community Devel.	47,120,766	18.0 %
Parks & Recreation	15,302,876	5.9 %
Library	9,187,851	3.5 %
Transfers to Other Funds	9,607,911	3.7 %
Debt Service	11,808,003	4.5 %
TOTAL	\$ 261,049,364	100.0 %