

# *Development Services*

---

## **Mission Statement**

To enhance and improve the quality of life and to promote positive growth in the City of Glendale. This will be accomplished by facilitating retail, cultural arts, housing and office projects providing tax revenue and jobs that benefit all of the City's residents.

## **FY 2003/04 Accomplishments**

### **SAN FERNANDO ROAD CORRIDOR REDEVELOPMENT PROJECT AREA**

- Completed design development work for the San Fernando Landscape project.
- Removed 18 Clear Channel billboard signs in the MTA right-of-way.
- Continued zoning text and public outreach for San Fernando Road Zoning project.
- Amended San Fernando Redevelopment plan to extend eminent domain for an additional 12 years.
- Preliminary planning for first phase of Disney (GC3) development.

### **CENTRAL GLENDALE REDEVELOPMENT PROJECT AREA**

- Completed EIR and entitlements for the Town Center project.
- Processed the DDA, design review and entitlement for the Commonwealth Office project at 200 West Burchett.
- Completed Stage I design approval for the Glendale City Center residential luxury condominium project.
- Completed the Chess Park at Brand Passageway (227 N. Brand Boulevard).
- Completed tenant improvements at the commercial space at the Orange Street Parking Structure.
- Completed lighting upgrades on Maryland Avenue.

### **CITYWIDE ECONOMIC DEVELOPMENT**

- Completed the Kenneth Village CIP Improvement project.
- Implemented a CIP improvement program for the Sparr Heights Merchants Association.
- Completed the entitlement process for the construction of the new BMW and Lexus dealerships which represent an approximate 30 million dollars of private investment.
- Co-sponsored the City's annual summer street party, Cruise Night and The Alex Theatre's community celebration involving 30,000 participants on Brand Boulevard.
- Completed selection process for marketing and retail consultants to address retail attraction in the downtown and development of City wide marketing materials.
- Continued staff support to six business districts including Kenneth Village, Sparr Heights, Montrose, Adams Square, Downtown Merchants, and the South Brand Auto Dealers.

**FY 2004/05 Goals**

**SAN FERNANDO ROAD CORRIDOR REDEVELOPMENT PROJECT AREA**

- Complete adoption and implementation of San Fernando Road Zoning.
- Begin construction of first phase of Disney (GC3) project.
- Complete formation of Landscape and Lighting Maintenance District.
- Complete San Fernando Road Landscape improvements (Phase I).
- Begin design of the San Fernando Road Landscape project south from Goodwin to Tyburn Street (Phase II).

**CENTRAL GLENDALE REDEVELOPMENT PROJECT AREA**

- Begin construction of the Town Center project.
- Complete design of Town Center/ARC East Brand Connection.
- Assist in the construction of the Embassy Suites Hotel.
- Complete design enhancements to improve operation of The Exchange parking structure.
- Complete the entitlement approvals for the Glendale City Center residential luxury condominium project.
- Implementation of a reuse option for the DPSS site.
- Complete Downtown Zoning/Specific Plan.

**CITYWIDE ECONOMIC DEVELOPMENT**

- Assist local businesses, on a city wide basis, with the City’s entitlement and development process.
- Implement a systematic effort for enhancing and expanding retail development in the downtown.
- Assist with the entitlement and construction of new auto dealers.
- Continue to support the six business districts including Kenneth Village, Sparr Heights, Montrose, Adams Square, Downtown Merchants, and the South Brand Auto Dealers.

**2004/05 Budget Adopted Appropriations**

	<u>Salaries and Benefits</u>	<u>Maintenance and Operation</u>	<u>Capital Outlay</u>	<u>Total</u>
<u>General Fund</u>				
Economic Development	-	26,921	-	26,921
<u>Central Project Area Fund</u>				
Administration	1,511,249	4,571,860	-	6,083,109
Economic Development	-	300,000	-	300,000
Capital Improvement Projects			1,730,000	1,730,000
<b>Total GRA Admin I Fund</b>	<b>1,511,249</b>	<b>4,871,860</b>	<b>1,730,000</b>	<b>8,113,109</b>
<u>San Fernando Project Area Fund</u>				
Administration	253,084	2,472,117	-	2,725,201
Capital Improvement Projects			1,087,000	1,087,000
<b>Total GRA Admin II Fund</b>	<b>253,084</b>	<b>2,472,117</b>	<b>1,087,000</b>	<b>3,812,201</b>
<u>2002 Tax Allocation Bond Proceeds</u>	-	-	5,595,000	5,595,000
<u>Grand Central Creative Campus</u>	-	-	215,000	215,000
<u>2003 GRA Tax Allocation Bonds</u>	-	4,555,895	-	4,555,895
<u>2002 GRA Tax Allocation Bonds</u>	-	3,820,012	-	3,820,012
<u>Capital Improvement Fund</u>	-	-	50,000	50,000
<b>Total Adopted Appropriation</b>	<b>1,764,333</b>	<b>15,746,805</b>	<b>8,677,000</b>	<b>26,188,138</b>
	<b>Budget 2002-2003</b>	<b>Budget 2003-2004</b>	<b>Estimated 2003-2004</b>	<b>Budget 2004-2005</b>
Total Personnel	18.70	18.45	17.25	17.25

Account Summary	<u>Expenditures Actual 2002-03</u>	<u>Current Year Appropriation 2003-04</u>	<u>Year to Date Expenditures 10/31/03</u>	<u>Estimated Expenditures 2003-04</u>	<u>Budget 2004-05</u>	<u>Budget 2005-06</u>
<b>Financial</b>						
Salaries & Benefits	17,773	-	-	-	-	-
Maintenance & Operation	19,762	31,807	160	25,700	26,921	27,000
Capital	-	-	-	-	-	-
Charges - Other Depts	-	-	-	-	-	-
Total	<u>\$ 37,535</u>	<u>\$ 31,807</u>	<u>\$ 160</u>	<u>\$ 25,700</u>	<u>\$ 26,921</u>	<u>\$ 27,000</u>

3 - H

	Expenditures Actual 2002-03	Current Year Appropriation 2003-04	Year to Date Expenditures 10/31/03	Estimated Expenditures 2003-04	Budget 2004-05	Budget 2005-06
<b>Salaries &amp; Benefits</b>						
41100 Salaries	15,082	-	-	-	-	-
41600 Compensated Absences	231	-	-	-	-	-
41700 Other Benefits	15	-	-	-	-	-
41800 Life Insurance	55	-	-	-	-	-
41900 Disability Insurance	257	-	-	-	-	-
42000 Vision Insurance	69	-	-	-	-	-
42100 Medical Insurance	1,606	-	-	-	-	-
42200 Dental Insurance	100	-	-	-	-	-
42300 Unemployment Insurance	24	-	-	-	-	-
42400 Compensation Insurance	134	-	-	-	-	-
42500 Medicare	199	-	-	-	-	-
Total	<u>\$ 17,773</u>	<u>\$ -</u>	<u>\$ -</u>	<u>\$ -</u>	<u>\$ -</u>	<u>\$ -</u>
<b>Maintenance &amp; Operation Detail</b>						
43110 Contractual Services	17,893	25,700	-	25,700	25,700	25,700
43150 City Services	-	-	160	-	-	-
44200 Advertising	-	200	-	-	-	-
44450 Postage	-	200	-	-	-	-
44550 Travel	-	2,800	-	-	-	-
44700 Computer Software	-	350	-	-	-	-
44750 Insurance & Surety Bonds	416	557	-	-	-	-
45250 Office Supplies	-	-	-	-	1,221	1,300
46900 Business Meetings	-	2,000	-	-	-	-
47000 Miscellaneous	1,454	-	-	-	-	-
Total	<u>\$ 19,762</u>	<u>\$ 31,807</u>	<u>\$ 160</u>	<u>\$ 25,700</u>	<u>\$ 26,921</u>	<u>\$ 27,000</u>

# GLENDALE REDEVELOPMENT AGENCY

*Summary of the Budget for the Year Ending June 30, 2005*

	G.R.A ADMINISTRATIVE FUND PROJECT I	G.R.A ADMINISTRATIVE FUND PROJECT II	2002 TAX ALLOCATION BOND PROCEEDS (TOWN CENTER)	GRAND CENTRAL CREATIVE CAMPUS
<b>Estimated Financing Resources</b>				
<i>Revenue</i>				
Property Taxes	6,143,000	3,436,000	-	409,000
Use of Money & Property	1,368,000	162,000	89,000	24,000
Charges For Services	44,000	-	-	-
Misc & Non Operating Revenue	22,000	-	-	-
Transfers from Other Funds	-	-	-	-
Fund Balance - Prior Year	536,109	214,201	5,506,000	-
<b>Total Estimated Financing Resources</b>	<b>\$ 8,113,109</b>	<b>\$ 3,812,201</b>	<b>\$ 5,595,000</b>	<b>\$ 433,000</b>
 <i>Estimated Requirements</i>				
Salaries & Benefits	1,511,249	253,084	-	-
Maintenance & Operation	4,871,860	2,472,117	-	-
Capital	-	-	-	-
Charges to Other Funds	-	-	-	-
Capital Projects	1,730,000	1,087,000	5,595,000	215,000
Transfers to Other Funds	-	-	-	-
<b>Total Appropriations</b>	<b>8,113,109</b>	<b>3,812,201</b>	<b>5,595,000</b>	<b>215,000</b>
Unallocated	-	-	-	218,000
<b>Total Estimated Requirements</b>	<b>\$ 8,113,109</b>	<b>\$ 3,812,201</b>	<b>\$ 5,595,000</b>	<b>\$ 433,000</b>

# GLENDALE REDEVELOPMENT AGENCY

*Summary of the Budget for the Year Ending June 30, 2005*

	SAN FERNANDO ROAD CORRIDOR TAX SHARING	SUB-TOTAL	2003 G.R.A TAX ALLOCATION BOND FUND	2002 G.R.A TAX ALLOCATION BOND FUND	TOTAL GRA
<b>Estimated Financing Resources</b>					
<i>Revenue</i>					
Property Taxes	1,575,000	11,563,000	4,485,895	3,740,012	19,788,907
Use of Money & Property	50,000	1,693,000	70,000	80,000	1,843,000
Charges For Services	-	44,000	-	-	44,000
Misc & Non Operating Revenue	-	22,000	-	-	22,000
Transfers from Other Funds	-	-	-	-	-
Fund Balance - Prior Year	-	6,256,310	-	-	6,256,310
<b>Total Estimated Financing Resources</b>	<b>\$ 1,625,000</b>	<b>\$ 19,578,310</b>	<b>\$ 4,555,895</b>	<b>\$ 3,820,012</b>	<b>\$ 27,954,217</b>
 <i>Estimated Requirements</i>					
Salaries & Benefits	-	1,764,333	-	-	1,764,333
Maintenance & Operation	-	7,343,977	4,555,895	3,820,012	15,719,884
Capital	-	-	-	-	-
Charges to Other Funds	-	-	-	-	-
Capital Projects	-	8,627,000	-	-	8,627,000
Transfers to Other Funds	-	-	-	-	-
<b>Total Appropriations</b>	<b>-</b>	<b>17,735,310</b>	<b>4,555,895</b>	<b>3,820,012</b>	<b>26,111,217</b>
Unallocated	1,625,000	1,843,000	-	-	1,843,000
<b>Total Estimated Requirements</b>	<b>\$ 1,625,000</b>	<b>\$ 19,578,310</b>	<b>\$ 4,555,895</b>	<b>\$ 3,820,012</b>	<b>\$ 27,954,217</b>

# GLENDALE REDEVELOPMENT AGENCY

*Summary of the Budget for the Year Ending June 30, 2006*

	G.R.A ADMINISTRATIVE FUND PROJECT I	G.R.A ADMINISTRATIVE FUND PROJECT II	2002 TAX ALLOCATION BOND PROCEEDS (TOWN CENTER)	GRAND CENTRAL CREATIVE CAMPUS
<b>Estimated Financing Resources</b>				
<i>Revenue</i>				
Property Taxes	6,178,000	3,588,000	-	417,000
Use of Money & Property	1,229,000	157,000	-	35,000
Charges For Services	44,000	-	-	-
Misc & Non Operating Revenue	22,000	-	-	-
Transfers from Other Funds	-	-	-	-
Fund Balance - Prior Year	-	1,200,054	13,450,000	-
<b>Total Estimated Financing Resources</b>	<b>\$ 7,473,000</b>	<b>\$ 4,945,054</b>	<b>\$ 13,450,000</b>	<b>\$ 452,000</b>
 <i>Estimated Requirements</i>				
Salaries & Benefits	1,595,122	273,222	-	-
Maintenance & Operation	5,216,199	2,582,832	-	-
Capital	-	-	-	-
Charges to Other Funds	-	-	-	-
Capital Projects	541,000	2,089,000	13,450,000	337,000
Transfers to Other Funds	-	-	-	-
<b>Total Appropriations</b>	<b>7,352,321</b>	<b>4,945,054</b>	<b>13,450,000</b>	<b>337,000</b>
Unallocated	120,679	-	-	115,000
<b>Total Estimated Requirements</b>	<b>\$ 7,473,000</b>	<b>\$ 4,945,054</b>	<b>\$ 13,450,000</b>	<b>\$ 452,000</b>

# GLENDALE REDEVELOPMENT AGENCY

*Summary of the Budget for the Year Ending June 30, 2006*

	SAN FERNANDO ROAD CORRIDOR TAX SHARING	SUB-TOTAL	2003 G.R.A TAX ALLOCATION BOND FUND	2002 G.R.A TAX ALLOCATION BOND FUND	TOTAL GRA
<b>Estimated Financing Resources</b>					
<i>Revenue</i>					
Property Taxes	1,646,000	11,829,000	4,707,990	3,733,237	20,270,227
Use of Money & Property	49,000	1,470,000	75,000	85,000	1,630,000
Charges For Services	-	44,000	-	-	44,000
Misc & Non Operating Revenue	-	22,000	-	-	22,000
Transfers from Other Funds	-	-	-	-	-
Fund Balance - Prior Year	-	14,650,054	-	-	14,650,054
<b>Total Estimated Financing Resources</b>	<b>\$ 1,695,000</b>	<b>\$ 28,015,054</b>	<b>\$ 4,782,990</b>	<b>\$ 3,818,237</b>	<b>\$ 36,616,281</b>
<i>Estimated Requirements</i>					
Salaries & Benefits	-	1,868,344	-	-	1,868,344
Maintenance & Operation	-	7,799,031	4,782,990	3,818,237	16,400,258
Capital	-	-	-	-	-
Charges to Other Funds	-	-	-	-	-
Capital Projects	-	16,417,000	-	-	16,417,000
Transfers to Other Funds	-	-	-	-	-
<b>Total Appropriations</b>	-	26,084,375	4,782,990	3,818,237	34,685,602
Unallocated	1,695,000	1,930,679	-	-	1,930,679
<b>Total Estimated Requirements</b>	<b>\$ 1,695,000</b>	<b>\$ 28,015,054</b>	<b>\$ 4,782,990</b>	<b>\$ 3,818,237</b>	<b>\$ 36,616,281</b>

H  
-  
8



Adopted  
 6/29/04  
 Weaver/Yousefian  
 All Ayes

RESOLUTION NO. R-735  
 RESOLUTION ADOPTING THE GLENDALE REDEVELOPMENT  
 AGENCY BUDGET FOR THE 2004-05 FISCAL YEAR

WHEREAS, The Glendale Redevelopment Agency desires to adopt its budget for the 2004-05 fiscal year;

WHEREAS, State Law requires that all Redevelopment Agencies adopt an annual budget;

WHEREAS, the Agency hereby determines that the planning and administrative expenses provided in the Budget to be made from the Low and Moderate Income Housing Fund are necessary for the production, improvement or preservation of low- and moderate-income housing

WHEREAS, a preliminary Budget was presented to the Redevelopment Agency before June 1, 2004; totaling \$24,043,228


WHEREAS, the Redevelopment Agency proposes the following amendments to the preliminary Budget

<u>ACCT FUND ORG Description</u>	<u>AMOUNT</u>
<u>Revenue</u>	
30010 240 000 Increase Revenue to appropriate funds for ERAF	1,515,000
30010 241 000 New GC3 Tax Area Established & Increase rev. to appropriate funds for ERAF	(324,000)
30010 245 000 Eliminate Transfer from Fund 241 to Fund 245 because of new GC3 tax area	409,000
39140 245 000 Eliminate Transfer from Fund 241 to Fund 245 because of new GC3 tax area	(409,000)
<b>TOTAL REVENUE</b>	<u><u>1,191,000</u></u>
 <u>Appropriations</u>	
43000 240 703 Appropriate funds for the annual Interest on City Debt & ERAF	2,207,623
43000 241 713 Appropriate funds for the annual Interest on City Debt & ERAF	269,366
48020 241 195 Eliminate Transfer from Fund 241 to Fund 245 because of new GC3 tax area	(409,000)
<b>TOTAL APPROPRIATIONS</b>	<u><u>2,067,989</u></u>

6 B 1

NOW, THEREFORE BE IT RESOLVED, that the amount of \$26,111,217 shall constitute the 2004-05 Glendale Redevelopment Agency budget.

Adopted this 29th day of June, 2004.

  
\_\_\_\_\_  
CHAIRPERSON of the Glendale  
Redevelopment Agency

ATTEST:

  
\_\_\_\_\_  
Assistant SECRETARY of the Glendale  
Redevelopment Agency


STATE OF CALIFORNIA )  
COUNTY OF LOS ANGELES ) SS  
CITY OF GLENDALE )


I, Doris Twedt, Secretary of the Redevelopment Agency of the City of Glendale, California, do certify that the foregoing Resolution No. R-735 was adopted by the Redevelopment Agency of the City of Glendale, California, and signed by the Chairman at a regular meeting thereof held on the 29th day of June, 2004 and that the same was passed by the following vote:

Ayes: Manoukian, Quintero, Weaver, Yousefian, Gomez

Noes: None

Absent: None

  
\_\_\_\_\_  
Assistant Secretary, Redevelopment Agency of  
the City of Glendale, California

APPROVED AS TO FORM  
  
\_\_\_\_\_  
CHIEF ASSISTANT CITY ATTORNEY  
DATED 6/22/04

# GLENDALE REDEVELOPMENT AGENCY FINANCIAL POLICIES

- 1 All the financial policies of the City of Glendale shall apply to the Redevelopment Agency.
- 2 A five-year forecast of revenues will be prepared in January of each year.
- 3 A five-year budget will be prepared based on those projections, plus any existing unallocated fund balance.
- 4 Annual payback of previously established Project Area I debt to City shall not exceed ten percent of Project Area I revenues.  
  
As Economic Development Programs outside the project areas are developed, these will be supported  
5 by the General Fund, the Capital Improvement Program, Community Development Block Grant Funds (if eligible), Public Service business attraction programs, and other City funds.
- 6 Any issuance of Tax Increment Bonds will be a decision of the Agency after holding Public Hearings; the coverage will be 1.25 (revenues will exceed bonds by 125%)

GRA ADMINISTRATION FUND I  
SUMMARY OF THE BUDGET FOR THE YEAR ENDED JUNE 30, 2005  
FUND 240

	Actual Resources 2002-03	Original Estimate 2003-2004	Year to Date	Revised Estimated 2003-2004	Budget 2004-2005	Budget 2005-2006
<b><u>Estimated Financing Resources</u></b>						
<i>Revenue</i>						
Property Taxes	8,119,652	4,743,000	187,418	4,743,000	6,143,000	6,178,000
Use of Money & Property	1,468,705	1,030,000	566,025	1,050,000	1,368,000	1,229,000
Charges For Services	48,949	55,000	25,140	46,000	44,000	44,000
Misc & Non Operating Revenues	39,625	40,000	8,952	25,000	22,000	22,000
Transfer From Other Funds	-	-	-	-	-	-
Fund Balance - Prior Year	-	-	-	-	536,109	-
<b>Total Estimated Financing Resources</b>	<b><u>\$ 9,676,931</u></b>	<b><u>\$ 5,868,000</u></b>	<b><u>\$ 787,535</u></b>	<b><u>\$ 5,864,000</u></b>	<b><u>\$ 8,113,109</u></b>	<b><u>\$ 7,473,000</u></b>
<i>Estimated Requirements</i>						
Salaries & Benefits	1,140	1,433,979	474,295	1,433,179	1,511,249	1,595,122
Maintenance & Operation	253,877	3,464,727	259,775	3,466,386	4,871,860	5,216,199
Capital	-	-	-	-	-	-
Charges To Other Funds	-	-	-	-	-	-
Capital Projects	-	-	-	-	1,730,000	541,000
Transfers to Other Funds	1,000,000	-	-	-	-	-
Unallocated	8,421,914	969,294	53,465	964,435	-	120,679
<b>Total Estimated Requirements</b>	<b><u>\$ 9,676,931</u></b>	<b><u>\$ 5,868,000</u></b>	<b><u>\$ 787,535</u></b>	<b><u>\$ 5,864,000</u></b>	<b><u>\$ 8,113,109</u></b>	<b><u>\$ 7,473,000</u></b>

GRA ADMINISTRATION FUND I  
 DETAIL OF FINANCIAL RESOURCES  
 FUND 240

<u>Source</u>	<u>Actual Resources 2002-03</u>	<u>Original Estimate 2003-04</u>	<u>Year to Date 12/31/03</u>	<u>Revised Estimated 2003-04</u>	<u>Budget 2004-05</u>	<u>Budget 2005-06</u>
<u>Property Taxes</u>						
30010 Property Tax Current	7,864,347	4,300,000	187,418	4,300,000	5,646,000	5,681,000
30020 Property Tax Delinquent	45,298	243,000	-	243,000	247,000	247,000
30030 Property Tax Supplement	210,007	200,000	-	200,000	250,000	250,000
Total	<u>\$ 8,119,652</u>	<u>\$ 4,743,000</u>	<u>\$ 187,418</u>	<u>\$ 4,743,000</u>	<u>\$ 6,143,000</u>	<u>\$ 6,178,000</u>
<u>Uses of Money &amp; Property</u>						
38000 Interest & Inv. Revenue	947,650	830,000	279,742	830,000	817,000	791,000
38005 Interest & Inv (GASB 31)	(64,503)	-	-	-	-	-
38200 Rental Income	585,558	200,000	286,283	220,000	551,000	438,000
Total	<u>\$ 1,468,705</u>	<u>\$ 1,030,000</u>	<u>\$ 566,025</u>	<u>\$ 1,050,000</u>	<u>\$ 1,368,000</u>	<u>\$ 1,229,000</u>
<u>Charges For Services</u>						
35530 Parking Meters Glendale	18,928	10,000	-	-	-	-
35535 Parking Meters Glendale Lots	30,021	45,000	25,140	46,000	44,000	44,000
35550 Parking Garage Revenue	-	-	-	-	-	-
Total	<u>\$ 48,949</u>	<u>\$ 55,000</u>	<u>\$ 25,140</u>	<u>\$ 46,000</u>	<u>\$ 44,000</u>	<u>\$ 44,000</u>
<u>Misc &amp; Non Operating Revenue</u>						
38560 Miscellaneous Revenue	39,625	40,000	8,952	25,000	22,000	22,000
Total	<u>\$ 39,625</u>	<u>\$ 40,000</u>	<u>\$ 8,952</u>	<u>\$ 25,000</u>	<u>\$ 22,000</u>	<u>\$ 22,000</u>
39140 Transfer From Bond Proceeds	-	-	-	-	-	-
Total Revenue	<u>\$ 9,676,931</u>	<u>\$ 5,868,000</u>	<u>\$ 787,535</u>	<u>\$ 5,864,000</u>	<u>\$ 7,577,000</u>	<u>\$ 7,473,000</u>

	<u>Actual Expenditures 2002-2003</u>	<u>Current Year Appropriation 2003-04</u>	<u>Year to Date Expenditures 10/31/03</u>	<u>Estimated Expenditures 2003-04</u>	<u>Budget 2004-05</u>	<u>Budget 2005-06</u>
Account Summary						
<u>Financial</u>						
Salaries & Benefits	-	1,433,179	474,295	1,433,179	1,511,249	1,595,122
Maintenance & Operation	-	3,037,127	153,757	3,046,386	4,571,860	4,916,199
Capital						
Charges-Other Depts	-	-	-	-	-	-
Total	<u>\$ -</u>	<u>\$ 4,470,306</u>	<u>\$ 628,052</u>	<u>\$ 4,479,565</u>	<u>\$ 6,083,109</u>	<u>\$ 6,511,321</u>

Personnel Classification Detail

	<u>Budget 2002-2003</u>	<u>Budget 2003-2004</u>	<u>Estimated 2003-2004</u>	<u>Budget 2004-2005</u>	<u>Budget 2005-2006</u>
Administrative Analyst	1.00	1.25	0.00	0.00	0.00
Administrative Assistant	1.00	1.00	0.00	0.00	0.00
Assistant City Attorney	1.00	1.00	1.00	1.00	1.00
Asst. Director Of Development Services	0.60	0.60	0.60	0.60	0.60
Building Code Specialist II	0.00	0.00	1.00	1.00	1.00
Civil Engineer I	1.00	1.00	0.00	0.00	0.00
Director of Development Services	0.60	0.60	0.60	0.60	0.60
Executive Analyst	1.00	0.00	0.25	0.25	0.25
Office Services Specialist II	1.00	1.00	1.00	1.00	1.00
Office Specialist I	1.00	1.00	1.00	1.00	1.00
Office Services Supervisor	0.00	0.00	1.00	1.00	1.00
Redevelopment Project Manager	1.00	1.00	1.00	1.00	1.00
Secretary I	0.60	0.60	0.60	0.60	0.60
Senior Accountant	0.00	0.50	0.00	0.00	0.00
Senior Accounting Technician	1.00	1.00	1.00	1.00	1.00
Senior Administrative Analyst	0.00	0.00	1.00	1.00	1.00
Senior Planner	1.70	1.70	1.00	1.00	1.00
Senior Redev. Project Manager	4.00	4.00	4.00	4.00	4.00
Structural Engineering Assistant	0.00	0.00	0.00	0.00	0.00
TOTAL	<u>16.50</u>	<u>16.25</u>	<u>15.05</u>	<u>15.05</u>	<u>15.05</u>

	Actual Expenditures 2002-2003	Current Year Appropriation 2003-04	Year to Date Expenditures 10/31/03	Estimated Expenditures 2003-04	Budget 2004-05	Budget 2005-06
<u>Salaries &amp; Benefits</u>						
41100 Salaries	-	1,206,181	410,432	1,206,181	1,234,919	1,272,027
41200 Overtime	-	1,000	18,198	1,000	1,000	1,000
41300 Hourly Wages	-	84,000	38	84,000	84,000	84,000
41600 Compensated Absences	-	19,404	3,318	19,404	18,524	19,081
41700 Other Benefits	-	4,500	1,909	4,500	5,200	5,200
41800 Life Insurance	-	2,880	1,017	2,880	2,775	2,850
41900 Disability Insurance	-	8,548	2,000	8,548	9,638	9,923
42000 Vision Insurance	-	2,695	933	2,695	3,552	3,552
42100 Medical Insurance	-	73,314	28,088	73,314	97,759	100,713
42200 Dental Insurance	-	6,185	2,658	6,185	-	-
42300 Unemployment Insurance	-	1,294	3	1,294	1,236	1,272
42400 Compensation Insurance	-	6,249	14	6,249	34,739	35,793
42500 Medicare	-	16,929	5,688	16,929	17,907	18,445
42700 PERS Retirement	-	-	-	-	-	41,266
Total	-	1,433,179	474,295	1,433,179	1,511,249	1,595,122

Maintenance & Operation Detail

42800 Auto Allowance	-	6,750	1,952	9,216	6,750	6,750
43050 Repairs-Bldgs & Grounds	-	14,700	-	14,700	14,700	14,700
43080 Rent	-	72,193	24,064	72,193	72,200	72,200
43110 Contractual Services	-	187,000	26,753	187,000	197,500	198,500
43113 County Property Tax Admin	-	321,000	-	321,000	341,432	347,887
43117 ERAF	-	-	-	-	1,895,000	1,895,000
43118 SB211 Pass Thru 33607.5	-	-	-	-	75,000	250,000
43150 City Services	-	123,076	57,632	123,076	255,621	255,621
44100 Repairs to Equipment	-	-	117	250	250	250
44120 Repairs to Office Equip	-	1,500	155	1,000	1,000	1,000
44200 Advertising	-	4,000	1,039	4,000	4,000	4,000
44300 Telephone	-	6,000	2,900	7,200	8,000	8,000
44400 Janitorial Services	-	12,000	2,274	12,000	12,000	12,000



	Actual Expenditures 2002-2003	Current Year Appropriation 2003-04	Year to Date Expenditures 10/31/03	Estimated Expenditures 2003-04	Budget 2004-05	Budget 2005-06
44450 Postage	-	12,000	1,244	10,000	10,000	10,000
44550 Travel	-	10,480	1,939	10,000	14,340	14,340
44650 Training	-	3,000	1,264	3,000	3,000	3,000
44700 Computer Software	-	3,000	-	3,000	3,000	3,000
44750 Insurance & Surety Bonds	-	36,444	1,760	36,444	36,444	36,444
44760 Regulatory	-	-	6,548	6,823	9,500	9,500
44800 Membership and Dues	-	15,000	10,669	15,000	15,000	15,000
45050 Periodicals & Newspapers	-	500	143	500	500	500
45100 Books	-	400	60	300	300	300
45150 Furniture & Equipment	-	19,000	118	11,378	4,000	4,000
45170 Computer Hardware	-	-	7,340	7,622	8,400	9,000
45200 Maps and Blue Prints	-	300	27	300	300	300
45250 Office Supplies	-	6,000	2,361	6,500	6,500	6,500
45300 Small Tools	-	700	52	500	500	500
45350 General Supplies	-	3,000	919	3,000	3,000	3,000
45450 Printing and Graphics	-	-	1,838	4,000	4,000	4,000
45600 A & G Overhead	-	1,200	-	500	500	500
46900 Business Meetings	-	3,500	498	3,500	3,500	3,500
47000 Miscellaneous	-	4,500	94	2,500	3,000	3,000
47040 Interest on Loan	-	2,169,884	-	2,169,884	1,562,623	1,723,907
Total	\$ -	\$ 3,037,127	\$ 153,757	\$ 3,046,386	\$ 4,571,860	\$ 4,916,199

Account Summary	<u>Actual Expenditures 2002-2003</u>	<u>Current Year Appropriation 2003-04</u>	<u>Year to Date Expenditures 10/31/03</u>	<u>Estimated Expenditures 2003-04</u>	<u>Budget 2004-05</u>	<u>Budget 2005-06</u>
<b>Financial</b>						
Salaries & Benefits	1,140	800	-	-	-	-
Maintenance & Operation	253,877	427,600	106,018	420,000	300,000	300,000
Capital	-	-	-	-	-	-
Charges-Other Depts	-	-	-	-	-	-
Total	<u>\$ 255,017</u>	<u>\$ 428,400</u>	<u>\$ 106,018</u>	<u>\$ 420,000</u>	<u>\$ 300,000</u>	<u>\$ 300,000</u>

<b>Salaries &amp; Benefits</b>						
41200 Overtime	403	800	-	-	-	-
41300 Hourly Wages	737	-	-	-	-	-
Total	<u>1,140</u>	<u>800</u>	<u>-</u>	<u>-</u>	<u>-</u>	<u>-</u>

	Actual Expenditures 2002-2003	Current Year Appropriation 2003-04	Year to Date Expenditures 10/31/03	Estimated Expenditures 2003-04	Budget 2004-05	Budget 2005-06
<u>Maintenance &amp; Operation Detail</u>						
43110 Contractual Services	234,812	420,000	101,239	420,000	300,000	300,000
43150 City Services	-	-	140	-	-	-
44200 Advertising	9,065	-	1,815	-	-	-
44450 Postage	388	3,000	412	-	-	-
44550 Travel	475	-	-	-	-	-
44800 Membership and Dues	3,550	3,000	-	-	-	-
45100 Books	-	100	-	-	-	-
45250 Office Supplies	65	-	-	-	-	-
45300 Small Tools	-	500	-	-	-	-
45350 General Supplies	4,806	500	156	-	-	-
45450 Printing and Graphics	-	-	567	-	-	-
46900 Business Meetings	162	500	250	-	-	-
47000 Miscellaneous	554	-	1,440	-	-	-
Total	<u>\$ 253,877</u>	<u>\$ 427,600</u>	<u>\$ 106,018</u>	<u>\$ 420,000</u>	<u>\$ 300,000</u>	<u>\$ 300,000</u>

GRA ADMINISTRATION FUND II  
SUMMARY OF THE BUDGET FOR THE YEAR ENDED JUNE 30, 2005  
FUND 241

	Actual Resources 2002-03	Original Estimate 2003-2004	Year to Date	Revised Estimated 2003-2004	Budget 2004-2005	Budget 2005-2006
<b>Estimated Financing Resources</b>						
<i>Revenue</i>						
Property Taxes	3,726,454	3,353,000	1,222,041	3,403,000	3,436,000	3,588,000
Use of Money & Property	225,038	220,000	15,387	220,000	162,000	157,000
Misc & Non Operating Revenues	-	-	-	-	-	-
Fund Balance - Prior Year	-	-	-	-	214,201	1,200,054
<b>Total Estimated Financing Resources</b>	<b><u>\$3,951,492</u></b>	<b><u>\$3,573,000</u></b>	<b><u>\$1,237,428</u></b>	<b><u>\$3,623,000</u></b>	<b><u>\$3,812,201</u></b>	<b><u>\$4,945,054</u></b>
<i>Estimated Requirements</i>						
Salaries & Benefits	-	249,762	83,704	248,397	253,084	273,222
Maintenance & Operation	-	1,982,508	25,307	1,983,208	2,472,117	2,582,832
Capital	-	-	-	-	-	-
Charges To Other Funds	-	-	-	-	-	-
Transfers To Other Funds	-	-	-	-	-	-
Capital Projects	-	-	-	-	1,087,000	2,089,000
Unallocated	3,951,492	1,340,730	1,128,417	1,391,395	-	-
<b>Total Estimated Requirements</b>	<b><u>\$3,951,492</u></b>	<b><u>\$3,573,000</u></b>	<b><u>\$1,237,428</u></b>	<b><u>\$3,623,000</u></b>	<b><u>\$3,812,201</u></b>	<b><u>\$4,945,054</u></b>

GRA ADMINISTRATION FUND II  
 DETAIL OF FINANCIAL RESOURCES  
 FUND 241

<u>Source</u>	Actual Resources 2002-03	Original Estimate 2003-04	Year to Date 12/31/03	Revised Estimated 2003-04	Budget 2004-05	Budget 2005-06
<u>Property Taxes</u>						
30010 Property Tax Current	3,573,460	3,238,000	1,206,903	3,238,000	3,238,000	3,390,000
30020 Property Tax Delinquent	15,189	65,000	-	65,000	48,000	48,000
30030 Property Tax Supplement	137,805	50,000	15,138	100,000	150,000	150,000
Total	<u>\$ 3,726,454</u>	<u>\$ 3,353,000</u>	<u>\$ 1,222,041</u>	<u>\$ 3,403,000</u>	<u>\$ 3,436,000</u>	<u>\$ 3,588,000</u>
<u>Uses of Money &amp; Property</u>						
38000 Interest & Inv. Revenue	225,625	220,000	15,387	220,000	162,000	157,000
38005 Interest & Inv. (GASB 31)	(587)	-	-	-	-	-
Total	<u>\$ 225,038</u>	<u>\$ 220,000</u>	<u>\$ 15,387</u>	<u>\$ 220,000</u>	<u>\$ 162,000</u>	<u>\$ 157,000</u>
<u>Misc &amp; Non Operating Revenue</u>						
38560 Miscellaneous Revenue	-	-	-	-	-	-
Total	<u>\$ -</u>	<u>\$ -</u>	<u>\$ -</u>	<u>\$ -</u>	<u>\$ -</u>	<u>\$ -</u>
Total Revenue	<u>\$ 3,951,492</u>	<u>\$ 3,573,000</u>	<u>\$ 1,237,428</u>	<u>\$ 3,623,000</u>	<u>\$ 3,598,000</u>	<u>\$ 3,745,000</u>

Account Summary	<u>Actual Expenditures 2002-2003</u>	<u>Current Year Appropriation 2003-04</u>	<u>Year to Date Expenditures 10/31/03</u>	<u>Estimated Expenditures 2003-04</u>	<u>Budget 2004-05</u>	<u>Budget 2005-06</u>
<b>Financial</b>						
Salaries & Benefits	-	249,762	83,704	248,397	253,084	273,222
Maintenance & Operation	-	1,982,508	25,307	1,983,208	2,472,117	2,582,832
Capital	-	-	-	-	-	-
Charges-Other Depts	-	-	-	-	-	-
<b>Total</b>	<u>\$ -</u>	<u>\$ 2,232,270</u>	<u>\$ 109,011</u>	<u>\$ 2,231,605</u>	<u>\$ 2,725,201</u>	<u>\$ 2,856,054</u>

H  
-  
”

Personnel Classification Detail

	Budget 2002-2003	Budget 2003-2004	Estimated 2003-2004	Budget 2004-2005	Budget 2005-2006
Asst. Director Of Development Services	0.40	0.40	0.40	0.40	0.40
Director of Development Services	0.40	0.40	0.40	0.40	0.40
Secretary I	0.40	0.40	0.40	0.40	0.40
Senior Redev Project Manager	1.00	1.00	1.00	1.00	1.00
TOTAL	<u>2.20</u>	<u>2.20</u>	<u>2.20</u>	<u>2.20</u>	<u>2.20</u>

	Actual Expenditures 2002-2003	Current Year Appropriation 2003-04	Year to Date Expenditures 10/31/03	Estimated Expenditures 2003-04	Budget 2004-05	Budget 2005-06
<b>Salaries &amp; Benefits</b>						
41100 Salaries	-	215,666	78,334	215,666	220,188	231,876
41200 Overtime	-	1,000	-	1,000	-	-
41300 Hourly Wages	-	-	50	50	-	-
41600 Compensated Absences	-	3,235	606	3,235	3,302	3,478
41800 Life Insurance	-	636	217	500	541	590
41900 Disability Insurance	-	1,761	432	1,500	1,732	1,916
42000 Vision Insurance	-	521	174	521	888	888
42100 Medical Insurance	-	16,692	2,661	16,000	17,046	17,953
42200 Dental Insurance	-	1,070	398	1,070	-	-
42300 Unemployment Insurance	-	216	1	216	214	214
42400 Compensation Insurance	-	5,839	3	5,839	5,981	6,316
42500 Medicare	-	3,126	830	2,800	3,192	2,803
42700 PERS Retirement	-	-	-	-	-	7,188
<b>Total</b>	<b>-</b>	<b>249,762</b>	<b>83,704</b>	<b>248,397</b>	<b>253,084</b>	<b>273,222</b>

<b>Maintenance &amp; Operation Detail</b>						
42800 Auto Allowance	-	6,750	780	6,750	6,750	6,750
43110 Contractual Services	-	60,000	19,646	60,000	77,500	77,500
43113 County Property Tax Admin	-	78,000	-	78,000	85,033	88,853
43115 Pass Through - GUSD	-	332,000	-	332,000	368,000	384,000
43116 Pass Through - County	-	1,494,000	-	1,494,000	1,643,322	1,717,146
43117 ERAF	-	-	-	-	85,000	85,000
43150 City Services	-	6,652	3,036	6,652	14,201	14,201
44450 Postage	-	1,000	914	1,000	1,500	1,500
44750 Insurance & Surety Bonds	-	1,406	10	1,406	3,045	3,045
45250 Office Supplies	-	1,200	620	1,300	1,300	1,300
46900 Business Meetings	-	500	279	1,100	1,100	1,100
47000 Miscellaneous	-	1,000	22	1,000	1,000	1,000
47040 Interest on Loan	-	-	-	-	184,366	201,437
<b>Total</b>	<b>\$ -</b>	<b>\$ 1,982,508</b>	<b>\$ 25,307</b>	<b>\$ 1,983,208</b>	<b>\$ 2,472,117</b>	<b>\$ 2,582,832</b>



2002 TAX ALLOCATION BOND PROCEEDS (TOWN CENTER PROJECT)  
SUMMARY OF THE BUDGET FOR THE YEAR ENDED JUNE 30, 2005  
FUND 244

	Actual Resources 2002-03	Original Estimate 2003-2004	Year to Date	Revised Estimated 2003-2004	Budget 2004-2005	Budget 2005-2006
<b><u>Estimated Financing Resources</u></b>						
<i>Revenue</i>						
Use of Money & Property	1,001,362	1,500,000	238,529	1,500,000	89,000	-
Fund Balance - Prior Year	-	-	-	-	5,506,000	13,450,000
<b>Total Estimated Financing Resources</b>	<b><u>\$1,001,362</u></b>	<b><u>\$1,500,000</u></b>	<b><u>\$ 238,529</u></b>	<b><u>\$1,500,000</u></b>	<b><u>\$ 5,595,000</u></b>	<b><u>\$13,450,000</u></b>
<i>Estimated Requirements</i>						
Salaries & Benefits	-	-	-	-	-	-
Maintenance & Operation	-	-	-	-	-	-
Capital	-	-	-	-	-	-
Charges To Other Funds	-	-	-	-	-	-
Capital Projects	1,001,362	1,500,000	238,529	1,500,000	5,595,000	13,450,000
Unallocated	-	-	-	-	-	-
<b>Total Estimated Requirements</b>	<b><u>\$1,001,362</u></b>	<b><u>\$1,500,000</u></b>	<b><u>\$ 238,529</u></b>	<b><u>\$1,500,000</u></b>	<b><u>\$ 5,595,000</u></b>	<b><u>\$13,450,000</u></b>

2002 TAX ALLOCATION BOND PROCEEDS (TOWN CENTER PROJECT)  
 DETAIL OF FINANCIAL RESOURCES  
 FUND 244

<u>Source</u>	<u>Actual Resources 2002-03</u>	<u>Original Estimate 2003-04</u>	<u>Year to Date 12/31/03</u>	<u>Revised Estimated 2003-04</u>	<u>Budget 2004-05</u>	<u>Budget 2005-06</u>
<u>Uses of Money &amp; Property</u>						
38000 Interest & Inv. Revenue	1,001,362	1,500,000	238,529	1,500,000	89,000	-
Total	<u>\$ 1,001,362</u>	<u>\$ 1,500,000</u>	<u>\$ 238,529</u>	<u>\$ 1,500,000</u>	<u>\$ 89,000</u>	<u>\$ -</u>
 Total Revenue	 <u>\$ 1,001,362</u>	 <u>\$ 1,500,000</u>	 <u>\$ 238,529</u>	 <u>\$ 1,500,000</u>	 <u>\$ 89,000</u>	 <u>\$ -</u>

GRAND CENTRAL CREATIVE CAMPUS  
SUMMARY OF THE BUDGET FOR THE YEAR ENDED JUNE 30, 2005  
FUND 245

	Actual Resources 2002-03	Original Estimate 2003-2004	Year to Date	Revised Estimated 2003-2004	Budget 2004-2005	Budget 2005-2006
<b><u>Estimated Financing Resources</u></b>						
<i>Revenue</i>						
Property Taxes	-	-	-	-	409,000	417,000
Transfer From Other Funds	-	393,000	-	401,000	-	-
Use of Money & Property	4,586	-	4,578	20,000	24,000	35,000
Fund Balance - Prior Year	-	-	-	-	-	-
Total Estimated Financing Resources	<u>\$ 4,586</u>	<u>\$ 393,000</u>	<u>\$ 4,578</u>	<u>\$ 421,000</u>	<u>\$ 433,000</u>	<u>\$ 452,000</u>
<i>Estimated Requirements</i>						
Salaries & Benefits	-	-	-	-	-	-
Maintenance & Operation	-	-	-	-	-	-
Capital	-	-	-	-	-	-
Charges To Other Funds	-	-	-	-	-	-
Capital Projects	-	393,000	-	-	215,000	337,000
Unallocated	4,586	-	4,578	421,000	218,000	115,000
Total Estimated Requirements	<u>\$ 4,586</u>	<u>\$ 393,000</u>	<u>\$ 4,578</u>	<u>\$ 421,000</u>	<u>\$ 433,000</u>	<u>\$ 452,000</u>

GRAND CENTRAL CREATIVE CAMPUS  
 DETAIL OF FINANCIAL RESOURCES  
 FUND 245

<u>Source</u>	<u>Actual Resources 2002-03</u>	<u>Original Estimate 2003-04</u>	<u>Year to Date 12/31/03</u>	<u>Revised Estimated 2003-04</u>	<u>Budget 2004-05</u>	<u>Budget 2005-06</u>
<u>Property Taxes</u>						
30010 Property Tax Current	-	-	-	-	409,000	417,000
30020 Property Tax Delinquent	-	-	-	-	-	-
30030 Property Tax Supplement	-	-	-	-	-	-
Total	<u>\$ -</u>	<u>\$ -</u>	<u>\$ -</u>	<u>\$ -</u>	<u>\$ 409,000</u>	<u>\$ 417,000</u>
<u>Transfer From Other Funds</u>						
39140 Transfer From Fund 241	-	393,000	-	401,000	-	-
Total	<u>\$ -</u>	<u>\$ 393,000</u>	<u>\$ -</u>	<u>\$ 401,000</u>	<u>\$ -</u>	<u>\$ -</u>

SAN FERNANDO ROAD CORRIDOR TAX SHARING  
SUMMARY OF THE BUDGET FOR THE YEAR ENDED JUNE 30, 2005  
FUND 246

	Actual Resources 2002-03	Original Estimate 2003-2004	Year to Date	Revised Estimated 2003-2004	Budget 2004-2005	Budget 2005-2006
<b>Estimated Financing Resources</b>						
<i>Revenue</i>						
Property Taxes	1,266,467	1,500,000	-	1,500,000	1,575,000	1,646,000
Use of Money & Property	11,601	77,000	19,233	77,000	50,000	49,000
Total Estimated Financing Resources	<u>\$1,278,068</u>	<u>\$1,577,000</u>	<u>\$ 19,233</u>	<u>\$1,577,000</u>	<u>\$1,625,000</u>	<u>\$1,695,000</u>
<i>Estimated Requirements</i>						
Salaries & Benefits	-	-	-	-	-	-
Maintenance & Operation	-	-	-	-	-	-
Capital	-	-	-	-	-	-
Charges To Other Funds	-	-	-	-	-	-
Capital Projects	-	-	-	-	-	-
Unallocated	1,278,068	1,577,000	19,233	1,577,000	1,625,000	1,695,000
Total Estimated Requirements	<u>\$1,278,068</u>	<u>\$1,577,000</u>	<u>\$ 19,233</u>	<u>\$1,577,000</u>	<u>\$1,625,000</u>	<u>\$1,695,000</u>

SAN FERNANDO ROAD CORRIDOR TAX SHARING  
 DETAIL OF FINANCIAL RESOURCES  
 FUND 246

Source	Actual Resources 2002-03	Original Estimate 2003-04	Year to Date 10/31/03	Revised Estimated 2003-04	Budget 2004-05	Budget 2005-06
<b>Revenue From Other Agencies</b>						
33510 County Shared Revenues-PropTax	1,266,467	1,500,000	-	1,500,000	1,575,000	1,646,000
<b>Total</b>	<b>\$ 1,266,467</b>	<b>\$ 1,500,000</b>	<b>\$ -</b>	<b>\$ 1,500,000</b>	<b>\$ 1,575,000</b>	<b>\$ 1,646,000</b>
<b>Uses of Money &amp; Property</b>						
38000 Interest & Inv. Revenue	11,601	77,000	19,233	77,000	50,000	49,000
<b>Total</b>	<b>\$ 11,601</b>	<b>\$ 77,000</b>	<b>\$ 19,233</b>	<b>\$ 77,000</b>	<b>\$ 50,000</b>	<b>\$ 49,000</b>
<b>Total Revenue</b>	<b>\$ 1,278,068</b>	<b>\$ 1,577,000</b>	<b>\$ 19,233</b>	<b>\$ 1,577,000</b>	<b>\$ 1,625,000</b>	<b>\$ 1,695,000</b>

*CITY of GLENDALE*  
**CAPITAL IMPROVEMENT PROGRAM**  
 2004 - 2005 to 2013 - 2014  
 (Thousands of \$'s)

Account Number	PROJECT	2003 - 2004 & Unencum		2004 -05	2005 -06	2006 -07	2007 -08	2008 -09	2009 -10	2010 -11	2011 -12	2012 -13	2013 -14	OTHER SOURCES		TOTAL	
		Prior Year Expend	m Balance											Fund/Grant	Amount		
<i>GLENDALE REDEVELOPMENT AGENCY (240, 241, 244, &amp; 245)</i>																	
Alex Theatre																	
240-50273		2,173	256	470	516	-	-	-	-	-	-	-	-	-			\$ 3,415
Galleria Expansion																	
240-51451		-	-	25	25	-	-	-	-	-	-	-	-	-			\$ 50
Central Avenue SR134 Off-Ramp																	
240-51452		-	-	1,200	-	-	-	-	-	-	-	-	-	-			\$ 1,200
H Glendale City Center																	
240-50262		332	3	35	-	-	-	-	-	-	-	-	-	-			\$ 370
S KABC - 7																	
241-51223		3	212	87	89	91	93	95	97	99	102	104	106				\$ 1,178
San Fernando Road Streetscape																	
241-50277		568	4,694	-	1,000	1,000	-	-	-	-	-	-	-	-			\$ 7,262
Griffith Manor Park																	
241-51391		-	250	1,000	1,000	500	500	500	500	-	-	-	-	-			\$ 4,250

*CITY of GLENDALE*  
**CAPITAL IMPROVEMENT PROGRAM**  
 2004 - 2005 to 2013 - 2014  
 (Thousands of \$'s)

Account Number	PROJECT	2003 - 2004 & Unencum		2004 -05	2005 -06	2006 -07	2007 -08	2008 -09	2009 -10	2010 -11	2011 -12	2012 -13	2013 -14	OTHER SOURCES		TOTAL	
		Prior Year Expend	m Balance											Fund/Grant	Amount		
Southside Colorado Streetscape																	
244-51392		-	80	-	750	-	-	-	-	-	-	-	-	-			\$ 830
Town Center 2001																	
244-51145		5,035	19,377	5,595	12,700	-	-	-	-	-	-	-	-	-			\$ 42,707
Town Center/ARC East Brand Connection																	
244-51331		2,877	173	-	-	800	-	-	-	-	-	-	-	-			\$ 3,850
GC3 Project																	
244-51222		6	826	215	337	309	318	658	591	605	983	984	1,006				\$ 6,838
<b>1 TOTAL GLENDALE REDEVELOPMENT AGENCY</b>																	
		<b>\$ 10,994</b>	<b>\$25,871</b>	<b>\$ 8,627</b>	<b>\$16,417</b>	<b>\$ 2,700</b>	<b>\$ 911</b>	<b>\$ 1,253</b>	<b>\$ 1,188</b>	<b>\$ 704</b>	<b>\$ 1,085</b>	<b>\$ 1,088</b>	<b>\$ 1,112</b>		<b>\$ -</b>		<b>\$ 71,950</b>



2003 GRA TAX ALLOCATION BOND FUND  
SUMMARY OF THE BUDGET FOR THE YEAR ENDED JUNE 30, 2005  
FUND 302

	Actual 2002-03	Current Year 2003-04	Year to Date	Revised Estimate 2003-04	Budget 2004-05	Budget 2005-06
<u>Estimated Financing Resources</u>						
<u>Revenue</u>						
Property Taxes	1,979,934	4,772,023	-	1,101,251	4,485,895	4,707,990
Use of Money & Property	1,156,667	510,000	621,373	62,165,889	70,000	75,000
Total Estimated Financing Resources	<u>\$ 3,136,601</u>	<u>\$ 5,282,023</u>	<u>\$ 621,373</u>	<u>\$ 63,267,140</u>	<u>\$ 4,555,895</u>	<u>\$ 4,782,990</u>
<u>Estimated Requirements</u>						
Salaries & Benefits	-	-	-	-	-	-
Maintenance & Operation	5,282,290	5,282,023	-	65,331,033	4,555,895	4,782,990
Capital	-	-	-	-	-	-
Charges to Other Funds	-	-	-	-	-	-
Unallocated	-	-	621,373	-	-	-
Total Estimated Requirements	<u>\$ 5,282,290</u>	<u>\$ 5,282,023</u>	<u>\$ 621,373</u>	<u>\$ 65,331,033</u>	<u>\$ 4,555,895</u>	<u>\$ 4,782,990</u>

2003 GRA TAX ALLOCATION BOND FUND  
 DETAIL OF FINANCIAL RESOURCES  
 FUND 302

Source	Actual Resources 2002-03	Original Estimate 2003-04	Year to Date 12/31/03	Revised Estimated 2003-04	Budget 2004-05	Budget 2005-06
<b>Property Taxes</b>						
30010 Property Taxes Current	1,979,934	4,772,023	-	1,101,251	4,485,895	4,707,990
Total	<u>\$ 1,979,934</u>	<u>\$ 4,772,023</u>	<u>\$ -</u>	<u>\$ 1,101,251</u>	<u>\$ 4,485,895</u>	<u>\$ 4,707,990</u>
<b>Use of Money &amp; Property</b>						
38000 Interest & Inv. Revenue	1,156,667	510,000	621,373	671,373	70,000	75,000
39010 Sale (Refunding) of Bond	-	-	-	61,494,516	-	-
Total	<u>\$ 1,156,667</u>	<u>\$ 510,000</u>	<u>\$ 621,373</u>	<u>\$ 62,165,889</u>	<u>\$ 70,000</u>	<u>\$ 75,000</u>
 Total Revenue	 <u>\$ 3,136,601</u>	 <u>\$ 5,282,023</u>	 <u>\$ 621,373</u>	 <u>\$ 63,267,140</u>	 <u>\$ 4,555,895</u>	 <u>\$ 4,782,990</u>

Account Summary	Actual Expenditures 2002-03	Current Year Appropriation 2003-04	Year to Date Expenditures	Estimated Expenditures 2003-04	Budget 2004-05	Budget 2005-06
<b>Financial</b>						
Salaries & Benefits	-	-	-	-	-	-
Maintenance & Operation	5,282,290	5,282,023	-	65,331,033	4,555,895	4,782,990
Capital	-	-	-	-	-	-
Total	<u>\$ 5,282,290</u>	<u>\$ 5,282,023</u>	<u>\$ -</u>	<u>\$ 65,331,033</u>	<u>\$ 4,555,895</u>	<u>\$ 4,782,990</u>

Maintenance & Operation Detail	Actual Expenditures 2002-03	Current Year Appropriation 2003-04	Year to Date Expenditures	Estimated Expenditures 2003-04	Budget 2004-05	Budget 2005-06
47050 Interest on Bonds	3,347,290	3,247,023	-	4,411,224	2,555,895	2,467,990
47060 Cost of Refunding Bonds	-	-	-	1,604,809	-	-
47100 Retirement of Bonds	1,935,000	2,035,000	-	59,315,000	2,000,000	2,315,000
Total	<u>\$ 5,282,290</u>	<u>\$ 5,282,023</u>	<u>\$ -</u>	<u>\$ 65,331,033</u>	<u>\$ 4,555,895</u>	<u>\$ 4,782,990</u>

4,782,990

2002 GRA TAX ALLOCATION BOND FUND  
SUMMARY OF THE BUDGET FOR THE YEAR ENDED JUNE 30, 2005  
FUND 304

	Actual 2002-03	Current Year 2003-04	Year to Date	Revised Estimate 2003-04	Budget 2004-05	Budget 2005-06
<b>Estimated Financing Resources</b>						
<b>Revenue</b>						
Property Taxes	945,804	3,743,149	-	3,743,149	3,740,012	3,733,237
Use of Money & Property	317,332	76,989	-	76,989	80,000	85,000
Transfers From Other Funds	3,849,438	-	-	-	-	-
Fund Balance - Prior Year	-	-	-	-	-	-
<b>Total Estimated Financing Resources</b>	<b>\$ 5,112,574</b>	<b>\$ 3,820,138</b>	<b>\$ -</b>	<b>\$ 3,820,138</b>	<b>\$ 3,820,012</b>	<b>\$ 3,818,237</b>
<b>Estimated Requirements</b>						
Salaries & Benefits	-	-	-	-	-	-
Maintenance & Operation	1,018,644	3,820,138	-	3,820,138	3,820,012	3,818,237
Capital	-	-	-	-	-	-
Charges to Other Funds	-	-	-	-	-	-
Unallocated	4,093,930	-	-	-	-	-
<b>Total Estimated Requirements</b>	<b>\$ 5,112,574</b>	<b>\$ 3,820,138</b>	<b>\$ -</b>	<b>\$ 3,820,138</b>	<b>\$ 3,820,012</b>	<b>\$ 3,818,237</b>

GRA REVENUE BOND FUND  
 DETAIL OF FINANCIAL RESOURCES  
 FUND 304

<u>Source</u>	<u>Actual Resources 2002-03</u>	<u>Original Estimate 2003-04</u>	<u>Year to Date 12/31/03</u>	<u>Revised Estimated 2003-04</u>	<u>Budget 2004-05</u>	<u>Budget 2005-06</u>
<u>Property Taxes</u>						
30010 Property Taxes Current	945,804	3,743,149	-	3,743,149	3,740,012	3,733,237
Total	<u>\$ 945,804</u>	<u>\$ 3,743,149</u>	<u>\$ -</u>	<u>\$ 3,743,149</u>	<u>\$ 3,740,012</u>	<u>\$ 3,733,237</u>
<u>Use of Money &amp; Property</u>						
38000 Interest & Inv. Revenue	317,332	76,989	-	76,989	80,000	85,000
38005 Interest & Inv. (GASB 31	-	-	-	-	-	-
39010 Proceeds of Bond Sale	-	-	-	-	-	-
Total	<u>\$ 317,332</u>	<u>\$ 76,989</u>	<u>\$ -</u>	<u>\$ 76,989</u>	<u>\$ 80,000</u>	<u>\$ 85,000</u>
<u>Transfers From Other Funds</u>						
39140 Transfer-GRA	3,849,438	-	-	-	-	-
Total	<u>\$ 3,849,438</u>	<u>\$ -</u>	<u>\$ -</u>	<u>\$ -</u>	<u>\$ -</u>	<u>\$ -</u>
 Total Revenue	 <u>\$ 5,112,574</u>	 <u>\$ 3,820,138</u>	 <u>\$ -</u>	 <u>\$ 3,820,138</u>	 <u>\$ 3,820,012</u>	 <u>\$ 3,818,237</u>

Account Summary	<u>Actual Expenditures 2002-03</u>	<u>Current Year Appropriation 2003-04</u>	<u>Year to Date Expenditures 12/31/03</u>	<u>Estimated Expenditures 2003-04</u>	<u>Budget 2004-05</u>	<u>Budget 2005-06</u>
<b>Financial</b>						
Salaries & Benefits	-	-	-	-	-	-
Maintenance & Operation	1,018,644	3,820,138	-	3,820,138	3,820,012	3,818,237
Capital	-	-	-	-	-	-
<b>Total</b>	<u>\$ 1,018,644</u>	<u>\$ 3,820,138</u>	<u>\$ -</u>	<u>\$ 3,820,138</u>	<u>\$ 3,820,012</u>	<u>\$ 3,818,237</u>

<b>Maintenance &amp; Operation Detail</b>						
47050 Interest on Bonds	1,018,644	2,010,138	-	2,010,138	1,955,012	1,898,237
47060 Sale of Bonds	-	-	-	-	-	-
47100 Retirement of Bonds	-	1,810,000	-	1,810,000	1,865,000	1,920,000
<b>Total</b>	<u>\$ 1,018,644</u>	<u>\$ 3,820,138</u>	<u>\$ -</u>	<u>\$ 3,820,138</u>	<u>\$ 3,820,012</u>	<u>\$ 3,818,237</u>