

**Photo Report**  
**Pelanconi Park**  
**Programs, Services, and Activities**

**Finding:** Pelanconi Park, located at 1000 Grandview Avenue in Glendale California, was inspected by Disability Access Consultants, Inc., on June 8, 2007.



**Alternative \***  
**Rec:**  
**(Where Available)**

**Full Rec:** Any renovation or new construction that occurred after January 26, 1992, is subject to meet full code specifications for the California Building Code and ADAAG requirements. All recommendations in this report are based on ADAAG and CBC title 24 requirements. Consult with your design professional to determine which elements are affected by these requirements. It is recommended that Disability Access Consultants, Inc. is consulted for inspection of any new construction or renovation at the facility.

Citations: ADAAG 4.1.2; ADAAG 4.1.3; ADAAG 4.1.5; ADAAG 4.1.6

Minimum Quantity:	1
Maximum Quantity	1
<b>Minimum Estimated Cost:</b>	<b>\$0.00</b>
<b>Maximum Estimated Cost:</b>	<b>\$0.00</b>

Record Number: 1137

Priority:

## Pelanconi Park

### Parking

**Finding:** There is one accessible parking space out of ## parking spaces which does not meet the minimum number of accessible parking spaces for compliance. The accessible parking space measures 108 inches wide and 175 inches long. The access aisle, located on the passenger's side (right side) of the parking space, measures 96 inches wide. The access aisle does not contain "NO PARKING" in 12" high white letters.



**Alternative \***

**Rec:**  
(Where Available)

#### ***Parking on Cleveland***

Citations: CBC 1129B; ADAAG 4.6; ADAAG A4.6.

**Full Rec:** Three out of the 52 total number of parking spaces are required to be designated exclusively for accessible parking, as required by ADAAG and CBC 1129B. Restripe the existing parking space marked accessible and create two additional accessible parking spaces, each measuring at least 108 inches wide and 216 inches long. Designate one parking space as "van-accessible". The van-accessible space shall provide an access aisle measuring at least 96 inches wide (8 feet) on the passenger side (right side) of the vehicle space (see CBC 1129B). The additional parking spaces shall each provide an access aisle measuring at least 60 inches wide, that may be shared. Add the words NO PARKING in 12 inch high white letters at the entrance to the accessible parking access aisle.

Minimum Quantity:	1
Maximum Quantity	1
<b>Minimum Estimated Cost:</b>	<b>\$270.00</b>
<b>Maximum Estimated Cost:</b>	<b>\$270.00</b>

Record Number: 1138

Priority:

### Parking

**Finding:** The surface of the accessible parking space in the parking lot has a slope greater than 2%.



**Alternative \***

**Rec:**  
(Where Available)

#### ***Parking on Cleveland***

Citations: CBC 1129B; ADAAG 4.6.3

**Full Rec:** Pave the parking lot at the accessible spaces to provide a level surface. Parking surfaces and access aisles shall be located in areas not exceeding 2% slope in all directions (see CBC 1129B and ADAAG 4.6.3).

Minimum Quantity:	1
Maximum Quantity	1
<b>Minimum Estimated Cost:</b>	<b>\$900.00</b>
<b>Maximum Estimated Cost:</b>	<b>\$900.00</b>

Record Number: 1139

Priority:

# Pelanconi Park

## Parking

**Finding:** The vertically-mounted signage at the designated accessible parking space in the parking lot showing the International Symbol of Accessibility uses the word "handicapped". There is no additional signage marked "van-accessible" at the accessible parking space.



**Parking on Cleveland**

Citations: CBC 1129B.5; ADAAG 4.6.4

Minimum Quantity:	1
Maximum Quantity	1
<b>Minimum Estimated Cost:</b>	<b>\$150.00</b>
<b>Maximum Estimated Cost:</b>	<b>\$150.00</b>

Record Number: 1140

Priority:

**Alternative \***  
**Rec:**  
**(Where Available)**

**Full Rec:** Install a permanently posted reflectorized sign measuring 70 square inches that includes an ISA symbol adjacent to and visible from the accessible parking space (see CBC 1129B.5). The bottom edge of the sign must be mounted 80 inches from the ground surface so that it cannot be obscured by a parked vehicle (see CBC 1129B.5). The "van-accessible" parking space shall provide an additional sign marked "van-accessible" mounted below the sign (see CBC 1129B.5 and ADAAG 4.6.4).

## Parking

**Finding:** There is a crosswalk provided on the path of travel from the accessible parking space to the facility, however the cross slope of the crosswalk is greater than 2%. The crosswalk does not provide detectable warnings at the entrance and exit of the crosswalk.



**Parking on Cleveland**

Citations: ADAAG 4.7.9

Minimum Quantity:	1
Maximum Quantity	1
<b>Minimum Estimated Cost:</b>	<b>\$100.00</b>
<b>Maximum Estimated Cost:</b>	<b>\$100.00</b>

Record Number: 1141

Priority:


**Alternative \***  
**Rec:**  
**(Where Available)**

**Full Rec:** Stripe a crosswalk not less than 48 inches wide on the path of travel to the accessible entrance. Provide a level surface that does not exceed a slope greater than 5%. Cross slopes shall not exceed 2%. Detectable warnings should be placed at the entrance and exit of the crosswalk.

## Pelanconi Park

### Parking

**Finding:** There is no warning signage posted at the entrance from ? regarding unauthorized use of accessible parking spaces in the parking lot.



**Alternative \***  
**Rec:**  
**(Where Available)**

#### ***Parking on Cleveland***

Citations: CBC 1129B.5; ADAAG 4.6.4 CVC 22511.8(a)(d)

**Full Rec:** Post a sign in a conspicuous place to the entrance of the parking lot, or immediately adjacent to and visible from each accessible parking space. The warning sign shall measure at least 17 inches by 22 inches in size and consist of lettering at least 1 inch in height that clearly and conspicuously states the following; "Unauthorized vehicles parked in designated accessible spaces not displaying distinguishing placards or license plates issued for persons with disabilities may be towed away at owner's expense. Towed vehicles may be reclaimed at \_\_\_\_ or by telephoning \_\_\_\_ ." Fill in the blank spaces with appropriate information as a permanent part of the sign and maintain the currency of the information (see CBC 1129B.5). Be sure to add the CVC 22511.8(a)(d) to the sign.

Minimum Quantity:	1
Maximum Quantity	1
<b>Minimum Estimated Cost:</b>	\$150.00
<b>Maximum Estimated Cost:</b>	\$150.00

Record Number: 1142

Priority:

### Parking

**Finding:** There is one parallel parking space designated accessible on San Fernando. There is signage designating the parallel parking space as accessible.



#### ***Parking on San Fernando***

Citations: CBC 1129B; ADAAG 4.6.4

**Alternative \***  
**Rec:**  
**(Where Available)**

**Full Rec:** Discontinue designating parallel parking spaces as accessible. Parallel parking spaces do not meet the requirements set forth by ADAAG regarding access aisle and encroachment of other vehicles or objects and requires individuals to travel behind vehicles other than their own in some situations. If no other off-street parking is available, make certain that the facility provides an accessible passenger loading zone located on the shortest route to the primary entrance.

Minimum Quantity:	1
Maximum Quantity	1
<b>Minimum Estimated Cost:</b>	\$0.00
<b>Maximum Estimated Cost:</b>	\$0.00

Record Number: 1143

Priority:

## Pelanconi Park

### Curbs, Curb Ramps, and Crosswalks

**Finding:** The slope at the bottom landing is greater than 2%. The slope of the side flares is greater than 10%. The concrete curb ramp does not provide a detectable warning surface which includes truncated domes.



**Curb Ramp Next to the Accessible Parking Space**

Citations: CBC 1127B.5.3; ADAAG 4.7.2 & 4.29

Minimum Quantity:	1
Maximum Quantity	1
<b>Minimum Estimated Cost:</b>	\$1,033.00
<b>Maximum Estimated Cost:</b>	\$1,033.00

Record Number: 1144

Priority:

**Alternative \***  
**Rec:**  
**(Where Available)**

**Full Rec:** Replace the curb ramp with a compliant curb ramp at least 48 inches in width that provides a slope no greater than 8.33%. Install a detectable warning surface which extends the full length and width of the concrete curb ramp and its side flares with truncated domes that contrast visually by either light on dark or dark on light which is an integral part of the concrete curb ramp. The truncated domes may be cast in place or stamped or of a prefabricated surface treatment (see CBC 1127B.5.8).

### Curbs, Curb Ramps, and Crosswalks

**Finding:** The accessible route from the public right of way off of San Fernando to the park crosses a curb. There is no curb ramp provided.



**Public Right of Way off of San Fernando**

Citations: CBC 1127B.5; ADAAG 4.7.1

Minimum Quantity:	1
Maximum Quantity	1
<b>Minimum Estimated Cost:</b>	\$1,033.00
<b>Maximum Estimated Cost:</b>	\$1,033.00

Record Number: 1150

Priority:

**Alternative \***  
**Rec:**  
**(Where Available)**

**Full Rec:** Install a compliant curb ramp at least 48 inches in width that provides a slope no greater than 8.33%. Install a detectable warning surface which extends the full length and width of the concrete curb ramp and its side flares with truncated domes that contrast visually by either light on dark or dark on light which is an integral part of the concrete curb ramp. The truncated domes may be cast in place or stamped or of a prefabricated surface treatment (see CBC 1127B.5.8).

## Pelanconi Park

### Path of Travel

**Finding:** There is no accessible route from the public right of way to the accessible entrance of the facility. The accessible route crosses and adjoins vehicular traffic.



**Accessible Route from the Public Right of Way**

Citations: CBC 1114B.1.2; CBC 1117B.5.7; CBC 1127B.3; ADAAG 4.1.2(7); ADAAG 4.3.2; ADAAG 4.14.1

Minimum Quantity:	1
Maximum Quantity	1
<b>Minimum Estimated Cost:</b>	\$107.00
<b>Maximum Estimated Cost:</b>	\$0.00

Record Number: 1145

Priority:

**Alternative** Post directional signage.

**Rec:**  
**(Where Available)**

**Full Rec:** Provide at least one accessible route from the public right of way to the accessible entrance of the facility. Make certain to post signage indicating the direction to accessible building entrances at every major junction along the accessible route. Signs shall include the International Symbol of Accessibility.

### Path of Travel

**Finding:** There is no crosswalk provided on the path of travel from the public right of way to the facility. The required accessible route crosses a vehicular way.



**Accessible Route from the Public Right of Way**

Citations: ADAAG 4.7.9 ADAAG 4.2.9

Minimum Quantity:	1
Maximum Quantity	1
<b>Minimum Estimated Cost:</b>	\$100.00
<b>Maximum Estimated Cost:</b>	\$100.00

Record Number: 1146

Priority:

**Alternative \***  
**Rec:**  
**(Where Available)**

**Full Rec:** Stripe a crosswalk not less than 48 inches wide on the path of travel to the accessible entrance of the facility. Provide a level surface that does not exceed a slope greater than 5%. Cross slopes shall not exceed 2%. Detectable warnings should be placed at the entrance and exit of the crosswalk.

## Pelanconi Park

### Path of Travel

**Finding:** There are slopes greater than 5% on the primary path of travel between the restrooms and the softball field.



***Path of Travel to the Between the Restrooms and the Softball Field***

Citations: CBC 1133B.7.1.3; CBC 1133B.7.3; ADAAG 4.3.7

Minimum Quantity:	1
Maximum Quantity	1
<b>Minimum Estimated Cost:</b>	\$1,440.00
<b>Maximum Estimated Cost:</b>	\$1,440.00

Record Number: 1153

Priority:

#### Alternative \*

**Rec:**  
**(Where Available)**

**Full Rec:** Resurface the path of travel to provide a level surface that does not exceed a slope greater than 5%. Cross slopes shall not exceed 2%.

### Path of Travel

**Finding:** There are cross slopes greater than 2% on the primary path of travel from the accessible parking to the play equipment.



***Path of Travel to the Play Equipment***

Citations: CBC 1133B.7.1.3; CBC 1133B.7.3; ADAAG 4.3.7

Minimum Quantity:	1
Maximum Quantity	1
<b>Minimum Estimated Cost:</b>	\$1,440.00
<b>Maximum Estimated Cost:</b>	\$1,440.00

Record Number: 1161

Priority:

#### Alternative \*

**Rec:**  
**(Where Available)**

**Full Rec:** Resurface the path of travel to provide a level surface that does not exceed a slope greater than 5%. Cross slopes shall not exceed 2%.

## Pelanconi Park

### Stairs

**Finding:** There is no detectable striping on each tread of the exterior stairway.

**Alternative \***

**Rec:**  
**(Where Available)**

**Full Rec:** Affix detectable contrasting striping to each tread of the stairway that clearly contrasts in color from the tread and is at least 2 inches in width placed no more than 1 inch from the tread nose or landing.



**Exterior Stairs off of Cleveland**

Citations: CBC 1006.16.1; CBC 11133B.4.4; ADAAG 4.9.5

Minimum Quantity:	1
Maximum Quantity	1
<b>Minimum Estimated Cost:</b>	\$144.00
<b>Maximum Estimated Cost:</b>	\$144.00

Record Number: 1158

Priority:

### Stairs

**Finding:** The handrails do not provide 12-inch extensions beyond the top and bottom treads.

**Alternative \***

**Rec:**  
**(Where Available)**

**Full Rec:** Install handrails on each side of stairway that provide 12-inch top and bottom handrail extensions that extend beyond the top and bottom treads of the stairway which are parallel to the ground surface and return smoothly to the post or wall.



**Exterior Stairs off of Cleveland**

Citations: CBC 1133B.4.2; ADAAG 4.9.4

Minimum Quantity:	1
Maximum Quantity	1
<b>Minimum Estimated Cost:</b>	\$528.00
<b>Maximum Estimated Cost:</b>	\$528.00

Record Number: 1159

Priority:



## Pelanconi Park

### Doors

**Finding:** There is less than 24 inches of clearance on the latch side of the exterior entrance gate.



**Entrance Gate off of Cleveland**

Citations: ADAAG 4.13.6

Minimum Quantity:	1
Maximum Quantity:	1
<b>Minimum Estimated Cost:</b>	\$0.00
<b>Maximum Estimated Cost:</b>	\$0.00

Record Number: 1160

Priority:


#### Alternative \*

**Rec:**  
**(Where Available)**

**Full Rec:** Consult a design professional to determine if it is technically feasible to provide at least 24 inches of latch side clearance at the entrance door (see ADAAG 4.13.6 and Figure 25). Otherwise, install an automatic door opening device to the primary entrance complying with ADAAG 4.13.12 and ANSI/BHMA A156.10, 1985, standards.

### Visual and Audible Communications

**Finding:** There is no directional signage to the accessible entrance from the public right of way or other common use areas.



**Directional Signage**

Citations: CBC 1117B.5; ADAAG 4.30

Minimum Quantity:	1
Maximum Quantity:	1
<b>Minimum Estimated Cost:</b>	\$58.00
<b>Maximum Estimated Cost:</b>	\$58.00

Record Number: 1185

Priority:

#### Alternative \*

**Rec:**  
**(Where Available)**

**Full Rec:** Install directional signage to each common area complying with CBC 1117B.5 and ADAAG 4.30.

## Pelanconi Park

### Restrooms

**Finding:** There is no signage indicating accessibility on the latch side of the entry door of the restroom. There is no Title 24 gender use signage on the entrance door.



#### **Men's Restroom**

Citations: CBC 1115B.5; ADAAG 4.1.6; ADAAG 4.1.2(7); ADAAG 4.1.6(3)(e); ADAAG 4.30

Minimum Quantity:	1
Maximum Quantity:	1
<b>Minimum Estimated Cost:</b>	\$58.00
<b>Maximum Estimated Cost:</b>	\$58.00

Record Number: 1174

Priority:

#### **Alternative \***

**Rec:**  
(Where Available)

**Full Rec:** The restroom is designated accessible and should be made accessible for the facility. Post signage centered 60 inches above the ground surface on the latch side of the entrance door identifying the restroom as accessible upon completion of the following items (see CBC 1115B., ADAAG 4.1.2(7) and ADAAG 4.1.6(3)(e). Signage shall include Braille and raised lettering, the gender or unisex use symbol and the ISA symbol. Post Title 24 gender use signage on the door @ 60" o.c. a.f.f.

### Restrooms

**Finding:** The landing at the entrance door does not provide sufficient clear floor space, due to the privacy wall. There is no level landing provided at the entrance door.



#### **Men's Restroom**

Citations: CBC 1133B.2.4.2; ADAAG 4.13.6

Minimum Quantity:	1
Maximum Quantity:	1
<b>Minimum Estimated Cost:</b>	\$0.00
<b>Maximum Estimated Cost:</b>	\$0.00

Record Number: 1175

Priority:

#### **Alternative \***

**Rec:**  
(Where Available)

**Full Rec:** Provide a level and clear landing at least 60 inches in length in the direction of the door swing.

## Pelanconi Park

### Restrooms

**Finding:** The height of the urinal rim in the restroom is greater than 17 inches above the finished floor.



**Men's Restroom**

Citations: ADAAG 4.18.2

Minimum Quantity:	1
Maximum Quantity:	1
<b>Minimum Estimated Cost:</b>	\$1,097.00
<b>Maximum Estimated Cost:</b>	\$1,097.00

Record Number: 1176

Priority:

#### Alternative \*

**Rec:**  
(Where Available)

**Full Rec:** Lower the urinal designated to be accessible in the restroom so that the rim height is not more than 17 inches above the finished floor.

### Restrooms

**Finding:** There is insufficient clear floor space in the stall designated to be accessible in the restroom. The door to the stall designated to be accessible in the restroom does not close automatically or have accessible hardware.



**Men's Restroom**

Citations: CBC 1115B; ADAAG 4.17.3; ADAAG A4.17.3

Minimum Quantity:	1
Maximum Quantity:	1
<b>Minimum Estimated Cost:</b>	\$4,000.00
<b>Maximum Estimated Cost:</b>	\$4,000.00

Record Number: 1177

Priority:

#### Alternative \*

**Rec:**  
(Where Available)

**Full Rec:** Modify or replace the stall designated to be accessible in the restroom so that it complies with ADAAG 4.17.3, CBC 1115B and CBC Figures 11B-1A and 1B. Standard accessible stalls require 60 inches in width with 56 inches depth for wall-mounted toilets or 59 inches depth for floor-mounted toilets to accommodate individuals in wheelchairs. The minimum width of a front-approach doorway shall provide at least 32 inches and a side-approach doorway shall provide at least 34 inches. The door shall swing outward, close automatically and provide accessible hardware.

## Pelanconi Park

### Restrooms

**Finding:** The height of the coat hook on the stall door designated to be accessible in the restroom is greater than 48 inches above the floor surface.



**Alternative \***  
**Rec:**  
**(Where Available)**

#### **Men's Restroom**

Citations: CBC 1115B.9.2; ADAAG A4.27

**Full Rec:** Remount the coat hook on the stall door designated to be accessible in the restroom to a maximum height of 48 inches above the floor surface.

Minimum Quantity:	1
Maximum Quantity	1
<b>Minimum Estimated Cost:</b>	\$277.00
<b>Maximum Estimated Cost:</b>	\$277.00

Record Number: 1178

Priority:

### Restrooms

**Finding:** There is no back grab bar in the stall designated to be accessible in the restroom.



**Alternative \***  
**Rec:**  
**(Where Available)**

#### **Men's Restroom**

Citations: CBC 1115B.8.1; ADAAG 4.26

**Full Rec:** Install a 36-inch back grab bar at a height of 33 inches above the finished floor in the stall designated to be accessible of the restroom. Grab bars must be able to support a point load of at least 250 pounds and shall be less than the allowable shear stress of the grab bar material.

Minimum Quantity:	1
Maximum Quantity	1
<b>Minimum Estimated Cost:</b>	\$531.00
<b>Maximum Estimated Cost:</b>	\$531.00

Record Number: 1179

Priority:

## Pelanconi Park

### Restrooms

**Finding:** The flush control on the toilet in the stall designated to be accessible in the restroom is not on the wide (approach) side of the toilet.



**Men's Restroom**

Citations: ADAAG 4.16.5; ADAAG 4.27.4

Minimum Quantity:	1
Maximum Quantity	1
<b>Minimum Estimated Cost:</b>	\$127.00
<b>Maximum Estimated Cost:</b>	\$127.00

Record Number: 1180

Priority:

#### Alternative \*

**Rec:**  
(Where Available)

**Full Rec:** Relocate the flush control on the toilet in the stall designated to be accessible in the restroom so that it is on the wide (approach) side of the toilet area (see ADAAG 4.16.5). Flush controls shall be hand-operated or automatic mechanisms.

### Restrooms

**Finding:** The distance from the center of the toilet to the nearest side wall in the stall designated to be accessible in the restroom is less than 18 inches.



**Men's Restroom**

Citations: CBC 1115B.7.1.3 ADAAG 4.17.3

Minimum Quantity:	1
Maximum Quantity	1
<b>Minimum Estimated Cost:</b>	\$1,143.00
<b>Maximum Estimated Cost:</b>	\$1,143.00

Record Number: 1181

Priority:

#### Alternative \*

**Rec:**  
(Where Available)

**Full Rec:** Relocate the toilet or stall side wall so that the distance from the centerline of the toilet to the nearest side wall in the stall designated to be accessible in the restroom is exactly 18 inches (see ADAAG Figure 28).

## Pelanconi Park

### Restrooms

**Finding:** The knee clearance space under the lavatory designated to be accessible in the restroom is less than 29 inches. The knee depth space under the lavatory designated to be accessible in the restroom is less than 27 inches at 8 inches under the lavatory apron.



**Men's Restroom**

Citations: ADAAG 4.19.2

Minimum Quantity:	1
Maximum Quantity	1
<b>Minimum Estimated Cost:</b>	\$1,286.00
<b>Maximum Estimated Cost:</b>	\$1,286.00

Record Number: 1182

Priority:

#### Alternative \*

**Rec:**  
(Where Available)

**Full Rec:** Replace the lavatory designated to be accessible in the restroom to provide at least 29 inches of clear knee space between the finished floor and bottom of the lavatory apron. Make sure to provide at least 27 inches at 8 inches under the apron (see ADAAG 4.19.2).

### Restrooms

**Finding:** The height of the controls and operating mechanisms for the hand dryer in the restroom is greater than 40 inches.



**Men's Restroom**

Citations: CBC 1115B.9.2; ADAAG A4.27

Minimum Quantity:	1
Maximum Quantity	1
<b>Minimum Estimated Cost:</b>	\$277.00
<b>Maximum Estimated Cost:</b>	\$277.00

Record Number: 1183

Priority:

#### Alternative \*

**Rec:**  
(Where Available)

**Full Rec:** Relocate the hand dryer in the restroom to a maximum height of 40 inches for all the controls and operating mechanisms (see CBC 1115B.9.2).

# Pelanconi Park

## Restrooms

**Finding:** There is no signage indicating accessibility on the latch side of the entry door of the restroom. There is no Title 24 gender use signage on the entrance door.



**Alternative \***  
**Rec:**  
**(Where Available)**

### Women's Restroom

**Full Rec:** The restroom is designated accessible and should be made accessible for the facility. Post signage centered 60 inches above the ground surface on the latch side of the entrance door identifying the restroom as accessible upon completion of the following items (see CBC 1115B., ADAAG 4.1.2(7) and ADAAG 4.1.6(3)(e). Signage shall include Braille and raised lettering, the gender or unisex use symbol and the ISA symbol. Post Title 24 gender use signage on the door @ 60" o.c. a.f.f.

Citations: CBC 1115B.5; ADAAG 4.1.6; ADAAG 4.1.2(7); ADAAG 4.1.6(3)(e); ADAAG 4.30

Minimum Quantity:	1
Maximum Quantity	1
<b>Minimum Estimated Cost:</b>	\$58.00
<b>Maximum Estimated Cost:</b>	\$58.00

Record Number: 1162

Priority:

## Restrooms

**Finding:** The landing at the entrance door does not provide sufficient clear floor space.



**Alternative \***  
**Rec:**  
**(Where Available)**

### Women's Restroom

**Full Rec:** Provide a level and clear landing at least 60 inches in length in the direction of the door swing.

Citations: CBC 1133B.2.4.2; ADAAG 4.13.6

Minimum Quantity:	1
Maximum Quantity	1
<b>Minimum Estimated Cost:</b>	\$0.00
<b>Maximum Estimated Cost:</b>	\$0.00

Record Number: 1163

Priority:

## Pelanconi Park

### Restrooms

**Finding:** There is insufficient clear floor space in the stall designated to be accessible in the restroom. The door to the stall designated to be accessible in the restroom does not close automatically or have accessible hardware.

**Alternative \***

**Rec:**  
**(Where Available)**

**Full Rec:** Modify or replace the stall designated to be accessible in the restroom so that it complies with ADAAG 4.17.3, CBC 1115B and CBC Figures 11B-1A and 1B. Standard accessible stalls require 60 inches in width with 56 inches depth for wall-mounted toilets or 59 inches depth for floor-mounted toilets to accommodate individuals in wheelchairs. The minimum width of a front-approach doorway shall provide at least 32 inches and a side-approach doorway shall provide at least 34 inches. The door shall swing outward, close automatically and provide accessible hardware.

### Restrooms

**Finding:** The height of the coat hook on the stall door designated to be accessible in the restroom is greater than 48 inches above the floor surface.

**Alternative \***

**Rec:**  
**(Where Available)**

**Full Rec:** Remount the coat hook on the stall door designated to be accessible in the restroom to a maximum height of 48 inches above the floor surface.



**Women's Restroom**

Citations: CBC 1115B; ADAAG 4.17.3; ADAAG A4.17.3

Minimum Quantity:	1
Maximum Quantity:	1
<b>Minimum Estimated Cost:</b>	\$4,000.00
<b>Maximum Estimated Cost:</b>	\$4,000.00

Record Number: 1164

Priority:



**Women's Restroom**

Citations: CBC 1115B.9.2; ADAAG A4.27

Minimum Quantity:	1
Maximum Quantity:	1
<b>Minimum Estimated Cost:</b>	\$277.00
<b>Maximum Estimated Cost:</b>	\$277.00

Record Number: 1165

Priority:



## Pelanconi Park

### Restrooms

**Finding:** There is no back grab bar in the stall designated to be accessible in the restroom.



**Women's Restroom**

Citations: CBC 1115B.8.1; ADAAG 4.26

Minimum Quantity:	1
Maximum Quantity	1
<b>Minimum Estimated Cost:</b>	\$531.00
<b>Maximum Estimated Cost:</b>	\$531.00

Record Number: 1166

Priority:

#### Alternative \*

**Rec:**  
(Where Available)

**Full Rec:** Install a 36-inch back grab bar at a height of 33 inches above the finished floor in the stall designated to be accessible of the restroom. Grab bars must be able to support a point load of at least 250 pounds and shall be less than the allowable shear stress of the grab bar material.

### Restrooms

**Finding:** The side grab bar in the stall designated to be accessible in the restroom does not extend 54 inches from the back wall.



**Women's Restroom**

Citations: CBC 1115B.8.1; ADAAG 4.26

Minimum Quantity:	1
Maximum Quantity	1
<b>Minimum Estimated Cost:</b>	\$531.00
<b>Maximum Estimated Cost:</b>	\$531.00

Record Number: 1167

Priority:

#### Alternative \*

**Rec:**  
(Where Available)

**Full Rec:** The front end of the grab bar shall extend at least 54 inches from the back wall and the back end of the grab bar shall be mounted within 12 inches from the back wall. Grab bars must be able to support a point load of at least 250 pounds and shall be less than the allowable shear stress of the grab bar material.

## Pelanconi Park

### Restrooms

**Finding:** The flush control on the toilet in the stall designated to be accessible in the restroom is not on the wide (approach) side of the toilet.



**Women's Restroom**

Citations: ADAAG 4.16.5; ADAAG 4.27.4

Minimum Quantity:	1
Maximum Quantity	1
<b>Minimum Estimated Cost:</b>	\$127.00
<b>Maximum Estimated Cost:</b>	\$127.00

Record Number: 1168

Priority:

#### Alternative \*

**Rec:**  
(Where Available)

**Full Rec:** Relocate the flush control on the toilet in the stall designated to be accessible in the restroom so that it is on the wide (approach) side of the toilet area (see ADAAG 4.16.5). Flush controls shall be hand-operated or automatic mechanisms.

### Restrooms

**Finding:** The distance from the center of the toilet to the nearest side wall in the stall designated to be accessible in the restroom is less than 18 inches.



**Women's Restroom**

Citations: CBC 1115B.7.1.3 ADAAG 4.17.3

Minimum Quantity:	1
Maximum Quantity	1
<b>Minimum Estimated Cost:</b>	\$1,143.00
<b>Maximum Estimated Cost:</b>	\$1,143.00

Record Number: 1169

Priority:

#### Alternative \*

**Rec:**  
(Where Available)

**Full Rec:** Relocate the toilet or stall side wall so that the distance from the centerline of the toilet to the nearest side wall in the stall designated to be accessible in the restroom is exactly 18 inches (see ADAAG Figure 28).

## Pelanconi Park

### Restrooms

**Finding:** The knee clearance space under the lavatory designated to be accessible in the restroom is less than 29 inches. The knee depth space under the lavatory designated to be accessible in the restroom is less than 27 inches at 8 inches under the lavatory apron.



**Women's Restroom**

Citations: ADAAG 4.19.2

Minimum Quantity:	1
Maximum Quantity	1
<b>Minimum Estimated Cost:</b>	\$1,286.00
<b>Maximum Estimated Cost:</b>	\$1,286.00

Record Number: 1170

Priority:

#### Alternative \*

**Rec:**  
**(Where Available)**

**Full Rec:** Replace the lavatory designated to be accessible in the restroom to provide at least 29 inches of clear knee space between the finished floor and bottom of the lavatory apron. Make sure to provide at least 27 inches at 8 inches under the apron (see ADAAG 4.19.2).

### Restrooms

**Finding:** The height of the rim surface of the lavatory designated to be accessible in the restroom is greater than 34 inches above the finished floor.



**Women's Restroom**

Citations: ADAAG 4.19.2

Minimum Quantity:	1
Maximum Quantity	1
<b>Minimum Estimated Cost:</b>	\$1,286.00
<b>Maximum Estimated Cost:</b>	\$1,286.00

Record Number: 1171

Priority:

#### Alternative \*

**Rec:**  
**(Where Available)**

**Full Rec:** Relocate or replace the lavatory designated to be accessible in the restroom to provide a maximum rim surface height of no greater than 34 inches above the finished floor (see ADAAG 4.19.2).

## Pelanconi Park

### Restrooms

**Finding:** The distance from the center of the lavatory to the adjacent side wall in the restroom is less than 18 inches.



**Women's Restroom**

Citations: ADAAG 4.19.3

Minimum Quantity:	1
Maximum Quantity:	1
<b>Minimum Estimated Cost:</b>	\$0.00
<b>Maximum Estimated Cost:</b>	\$0.00

Record Number: 1172

Priority:

**Alternative \***  
**Rec:**  
**(Where Available)**

**Full Rec:** Relocate the lavatory to provide a centerline of at least 18 inches. Make sure to provide at least 30 inches in width and 48 inch length of clear floor space to allow an accessible forward approach (see ADAAG 4.19.3).

### Restrooms

**Finding:** The height of the controls and operating mechanisms for the hand dryer in the restroom is greater than 40 inches.



**Women's Restroom**

Citations: CBC 1115B.9.2; ADAAG A4.27

Minimum Quantity:	1
Maximum Quantity:	1
<b>Minimum Estimated Cost:</b>	\$277.00
<b>Maximum Estimated Cost:</b>	\$277.00

Record Number: 1173

Priority:

**Alternative \***  
**Rec:**  
**(Where Available)**

**Full Rec:** Relocate the hand dryer in the restroom to a maximum height of 40 inches for all the controls and operating mechanisms (see CBC 1115B.9.2).

**Pelanconi Park**  
**Drinking Fountains**

**Finding:** There are two drinking fountains on primary paths of travel.



Citations: CBC 1117B.1; ADAAG 4.15

Minimum Quantity:	1
Maximum Quantity	1
<b>Minimum Estimated Cost:</b>	<b>\$0.00</b>
<b>Maximum Estimated Cost:</b>	<b>\$0.00</b>

Record Number: 1151

Priority:

**Alternative \***  
**Rec:**  
**(Where Available)**

**Full Rec:** Fifty percent of the drinking fountains on primary paths of travel shall be accessible (see CBC 1117B.1 and ADAAG 4.15). Install a "high-low" fountain design to comply with both state and federal requirement. Fountains not located in alcoves need side rails or wing walls on both sides.

**Drinking Fountains**

**Finding:** The drinking fountain is not a "high-low" design. There is less than 27 inches knee clearance height.



***Drinking Fountain at the Restrooms***

Citations: CBC 1117B.1; ADAAG 4.15

Minimum Quantity:	1
Maximum Quantity	1
<b>Minimum Estimated Cost:</b>	<b>\$2,216.00</b>
<b>Maximum Estimated Cost:</b>	<b>\$2,216.00</b>

Record Number: 1152

Priority:

**Alternative \***  
**Rec:**  
**(Where Available)**

**Full Rec:** Fifty percent of the drinking fountains on primary paths of travel shall be accessible (see CBC 1117B.1 and ADAAG 4.15). Install a "high-low" fountain design to comply with both state and federal requirements and install a side rail or wing wall next to each side of the fountain. Wall-mounted drinking fountains shall provide a minimum knee clearance height of 27 inches, 30 inches in width and between 18 inches and 19 inches in fountain depth.

**Pelanconi Park**  
**Drinking Fountains**

**Finding:** The drinking fountain is not a "high-low" design. The spout outlet height is greater than 36 inches.



**Drinking Fountain at the Softball Field**

Citations: CBC 1117B.1; ADAAG 4.15

Minimum Quantity:	1
Maximum Quantity	1
<b>Minimum Estimated Cost:</b>	<b>\$2,216.00</b>
<b>Maximum Estimated Cost:</b>	<b>\$2,216.00</b>

Record Number: 1157

Priority:

**Alternative \***  
**Rec:**  
**(Where Available)**

**Full Rec:** Fifty percent of the drinking fountains on primary paths of travel shall be accessible (see CBC 1117B.1 and ADAAG 4.15). Install a "high-low" fountain design to comply with both state and federal requirements and install a side rail or wing wall next to each side of the fountain. The height of the spout outlet shall not exceed 36 inches in height.

**Commons/Lunch Area**

**Finding:** There is no accessible route to the picnic tables in the outdoor dining area. The surface under and around the outdoor dining area picnic tables is grass, preventing access of individuals with mobility impairments.



**Outdoor Dining Area at the South End of the Park**

Citations: ADAAG 5.8; ADAAG A4.2.5; ADAAG A4.2.6

Minimum Quantity:	1
Maximum Quantity	1
<b>Minimum Estimated Cost:</b>	<b>\$1,440.00</b>
<b>Maximum Estimated Cost:</b>	<b>\$1,440.00</b>

Record Number: 1147

Priority:

**Alternative \***  
**Rec:**  
**(Where Available)**

**Full Rec:** Install a 48-inch wide path to the picnic tables in the outdoor dining area that provides a smooth, stable, firm and slip resistant surface. Provide a maneuvering space sufficient to provide a 60-inch diameter turning radius adjacent to at least one of the picnic tables in the outdoor dining area.

**Pelanconi Park  
Commons/Lunch Area**

**Finding:** The knee space at the tables in the outdoor dining area is less than 19 inches deep.



**Outdoor Dining Areas**

Citations: CBC 1122B.3; ADAAG 4.32.2; ADAAG 4.32.5(2)

Minimum Quantity:	1
Maximum Quantity	1
<b>Minimum Estimated Cost:</b>	<b>\$174.00</b>
<b>Maximum Estimated Cost:</b>	<b>\$174.00</b>

Record Number: 1149

Priority:

**Alternative \***  
**Rec:**  
**(Where Available)**

**Full Rec:** Modify or replace one of the tables in the outdoor dining area to provide knee clearance of at least 27 inches in height, 30 inches in width and 19 inches in depth (see CBC 1122B.3, ADAAG 4.32.2 and ADAAG Figure 45). The table top height shall not exceed 34 inches above the finished floor.

**Playground and Outdoor Sports Areas**

**Finding:** There are slopes greater than 6.33% along the path of travel to the play equipment. The surface beneath the play area is wood chips, making the area nonaccessible to individuals with mobility impairments.



**Play Equipment**

Citations: CBC 1104B.1.2; CBC 1124B.1; ADAAG 4.3.2; ADAAG 4.5

Minimum Quantity:	1
Maximum Quantity	1
<b>Minimum Estimated Cost:</b>	<b>\$360.00</b>
<b>Maximum Estimated Cost:</b>	<b>\$360.00</b>

Record Number: 1148

Priority:

**Alternative \***  
**Rec:**  
**(Where Available)**

**Full Rec:** Provide an accessible route to the play area (CBC 1104B.1.2 and ADAAG 4.3.2). The minimum width of the path of travel is 48 inches with 60 inch by 60 inch passing spaces provided every 200 feet and shall not exceed a slope greater than 6.33%. Provide a maneuvering space with an accessible resilient surface beneath the play components and adjacent to the play components where technically feasible. An adequate maneuvering space has an accessible surface and is not less than 60 inches by 60 inches where an individual with a mobility impairment can be a part of the activities provided at the play components.

## Pelanconi Park

### Playground and Outdoor Sports Areas

**Finding:** The grass and dirt surface of the softball field at the facility prevents access to individuals with mobility impairments.



**Softball Field**

Citations: CBC 1104B.1.2; CBC 1124B.1; ADAAG 4.33

Minimum Quantity:	1
Maximum Quantity:	1
<b>Minimum Estimated Cost:</b>	<b>\$360.00</b>
<b>Maximum Estimated Cost:</b>	<b>\$360.00</b>

Record Number: 1154

Priority:

**Alternative \***  
**Rec:**  
**(Where Available)**

**Full Rec:** Provide an accessible route to the softball field area where programs, services and activities are provided. The minimum width of the path of travel is 48 inches with 60 inch by 60 inch passing spaces provided every 200 feet. No protruding objects are permitted on the accessible path of travel. Accessible surfaces shall be firm, stable and slip resistant.

### Playground and Outdoor Sports Areas

**Finding:** The surface under the bleachers is concrete. No wheelchair seating is provided next to the bleachers.



**Softball Field**

Citations: CBC 1104B.4; ADAAG 4.33

Minimum Quantity:	1
Maximum Quantity:	1
<b>Minimum Estimated Cost:</b>	<b>\$237.00</b>
<b>Maximum Estimated Cost:</b>	<b>\$237.00</b>

Record Number: 1155

Priority:

**Alternative \***  
**Rec:**  
**(Where Available)**

**Full Rec:** Provide accessible wheelchair seating areas adjacent to the bleachers with equivalent line of sight as provided to members of the general public, if technically feasible; otherwise provide accessible wheelchair seating areas adjacent to the bleachers where unobstructed sight lines can be provided (see CBC 1104B.4 and ADAAG 4.33.3). The wheelchair seating area should be outlined, and have the International Symbol of Accessibility to reserve it for wheelchair users.




**Pelanconi Park  
Playground and Outdoor Sports Areas**

**Finding:** There is no signage at the ticket counter indicating the availability of accessible seating.

**Alternative \***  
**Rec:**  
**(Where Available)**

**Full Rec:** Post signage at the ticket counter indicating the availability and location of accessible seating areas (see CBC 1104B.3.4.1).



**Softball Field**

Citations: CBC 1104B.3.4.1; ADAAG 4.1.3(19)

Minimum Quantity:	1
Maximum Quantity	1
<b>Minimum Estimated Cost:</b>	<b>\$107.00</b>
<b>Maximum Estimated Cost:</b>	<b>\$107.00</b>

Record Number: 1156


Priority:

**Emergency Warning Systems**

**Finding:** There are no visual warning devices in the restrooms at the facility.

**Alternative Rec:** Altering a facility's programs, or addressing higher priority barriers can reduce or eliminate the need for an area of rescue assistance, such as making certain that an individual with a disability participates in programs located near an already accessible exit. Otherwise creating an accessible exit can provide an acceptable alternative to providing an area of rescue assistance.

**Full Rec:** Install visual warning devices integrated with the facility's alarm system complying with CBC 1114B.2.5, ADAAG 4.1.3(14) and ADAAG 4.28 in all common areas such as hallways, general use rooms, and in accessible restrooms and other accessible rooms.



Citations: CBC 1114B.2.4; ADAAG 4.1.3(14); ADAAG 4.28

Minimum Quantity:	1
Maximum Quantity	1
<b>Minimum Estimated Cost:</b>	<b>\$0.00</b>
<b>Maximum Estimated Cost:</b>	<b>\$288.00</b>

Record Number: 1184

Priority: